

REGIONAL COORDINATED PUBLIC TRANSIT / HUMAN SERVICES TRANSPORTATION PLAN



2024



OMEGA REGIONAL COORDINATED PUBLIC TRANSIT/HUMAN SERVICES TRANSPORTATION PLAN

2024



For more information about this plan, please contact:

Safa Saleh, Regional Mobility & Transit Planner

740-439-4471 ext. 212 or ssaleh@omegadistrict.org

Funding for the development of this plan was provided by:





RESOLUTION NO. 2019-05

A RESOLUTION ACCEPTING AND APPROVING THE REGIONAL COORDINATED PUBLIC TRANSIT/HUMAN SERVICES TRANSPORTATION PLAN FOR BELMONT, CARROLL, COLUMBIANA, COSHOCTON, GUERNSEY, HARRISON, HOLMES, JEFFERSON, MUSKINGUM, AND TUSCARAWAS COUNTIES AND APPROVING SUBMISSION OF THE FINAL PLAN TO THE OHIO DEPARTMENT OF TRANSPORTATION (ODOT).

WHEREAS, the Ohio Mid-Eastern Governments Association in conjunction with the transportation service providers, mobility managers, human service agencies, seniors, individuals with disabilities, and members of the general public developed a regional coordinated plan, the implementation of which will increase ridership and provide for most cost effective transportation services throughout the region; and

WHEREAS, regional coordination of public and private transportation systems and human service agencies will promote Enhanced Mobility for Seniors and Individuals with Disabilities as well as others who are in need of transportation services; and

WHEREAS, the FTA Section 5310 Enhanced Mobility of Seniors and Individuals with Disabilities Program provides operating and capital assistance funding to provide transit and purchase of services to private nonprofit agencies, and to qualifying local public bodies that provide specialized transportation services to elderly persons and to people with disabilities; and

WHEREAS, the Regional Coordinated Council reviewed the Regional Coordinated Public Transit/Human Services Transportation Plan and recommended approval by OMEGA's Executive Board.

NOW, THEREFORE, BE IT RESOLVED THAT THE EXECUTIVE BOARD OF THE OHIO MID-EASTERN GOVERNMENTS ASSOCIATION APPROVES THE REGIONAL COORDINATED PUBLIC TRANSIT/HUMAN SERVICES TRANSPORTATION PLAN AND SUBMISSION OF THE FINAL PLAN TO THE ODOT.

DATE: December 10, 2019




Domenick Mucci, Jr.
President



Chris Abbuhl
Vice-President



Steve Mercer
Secretary



Ray Eyer
Treasurer

TABLE OF CONTENTS

Contents

Executive Summary	iv
I. Geographic Area	1
II. Population Demographics	18
III. Assessment of Available Services	37
Existing Transportation Services	40
Mobility Mangement Program	40
Inventory of Available Transportation Service Providers	59
Analysis of Regional Transportation Service Providers	65
Assessment of Community Support for Transit	65
Safety	67
Vehicles	68
Origin-Destination Study, Methodology & Analysis	71
IV. Assessment of Transportation Needs and Gaps	78
Regional Demographic and Socio-Economic Data	78
Analysis of Demographic Data	88
County Demographic Data Anaylsis	89
General Public and Stakeholder Meetings/Focus Groups	93
Surveys	94
Challenges to Coordinated Transportation	98
Summary of Unmet Mobility Needs in Region - Stakeholders	99
Summary of Unmet Mobility Needs in Region - Public	101
V. Goals and Strategies	107
Developing Strategies to Address Gaps and Needs	107
Regional Goal #1	107
Regional Goal #2	110
Regional Goal #3	112
Regional Goal #4	114
Regional Goal #5	116
Future Project Proposals & Implemented Strategies	118

<u>Transportation Service Provider Regional Projects</u>	118
<u>2019 Region 9: Transportation Service Provider Project Form Submittals</u>	119
<u>Regional Coordination Success Stories</u>	123
<u>VI. Plan Adoption</u>	136
<u>Appendix A: List of Planning Committee Participants</u>	139
<u>Agency Representation</u>	139
<u>Appendix B: List of Annual Reviews and Plan Amendments</u>	143
<u>Appendix C: Definitions</u>	145
<u>Appendix D: Data Definitions for Assessment of Available Services Tables</u>	148
<u>Appendix E: Transportation Service Provider Information Tables 1 - 13</u>	154
<u>Appendix F: 2017 Origin-Destination Maps by Agency</u>	234
<u>Appendix G: Origin-Destination Process</u>	266
<u>Appendix H: County Demographics References & Housing + Transportation Costs</u>	275
<u>Appendix I: Memorandum of Understanding</u>	277
<u>Appendix J: Human Service Agencies & Transportation Service Provider Maps</u>	282
<u>Appendix K: Success Stories from Coordinated Transportation</u>	286
<u>Appendix L: Transportation Service Provider Project Submittals</u>	342
<u>Appendix M: Survey Results – Graphics</u>	381
<u>Appendix N: Business Associates Agreement for CTS Software Portal</u>	391
<u>Appendix O: Regional Coordinated Plan – Public and Stakeholder Review Comments</u>	396
<u>Appendix P: Signed Regional Coordinated Plan Signature Pages & Memorandum of Understanding</u>	401

Page intentionally left blank.

Executive Summary

This regional coordinated plan is the Public Transit-Human Services Transportation Plan for the ten-county region of Ohio Mid-Eastern Governments Association (OMEGA). The ten counties included in this plan are Belmont, Carroll, Columbiana†, Coshocton, Guernsey, Harrison, Holmes, Jefferson, Muskingum, and Tuscarawas Counties. The plan was developed between 2018-2019. This plan fulfills the requirements of the Federal Transit Administration (FTA) under the Fixing America’s Surface Transportation (FAST) Act, signed into law as a reauthorization of surface transportation programs through Fiscal Year 2020. According to requirements of the FAST Act, locally developed coordinated public transit-human services transportation plans must be updated to reflect the changes established by the FAST Act legislation. The FAST Act applies new programs and rules for all Fiscal Year 2016 funds and authorizes transit programs for five (5) years.

Transportation is a critical component of the communities in the OMEGA Region. Transportation provides access to jobs, education, health care, human services and allows all community members, including older adults and people with disabilities, to live independently and engage in community life. It is the purpose of this plan for local stakeholders to work collaboratively to do the following activities.

1. AVAILABLE REGIONAL RESOURCES FOR TRANSPORTATION

There are 71 transportation service providers or human service agencies that provide or contract transportation services within the OMEGA Region. The public served includes seniors, people with disabilities, zero-vehicles families, low income individuals, unemployed, veterans, Medicaid-eligible individuals, people with a low English proficiency, and others. These organizations by county include:

REGIONAL TRANSPORTATION SERVICE PROVIDERS LIST	
BELMONT COUNTY	• Barnesville Taxi Service
	• Belmont County Dept of Job & Family Services (BCDJFS)
	• Eastern Ohio Regional Transit Authority (EORTA)/ Ohio Valley Regional Transit Authority (OVRTA)
	• Martins Ferry EMS
	• National Church Residences
	• Neffs Fire Department
	• Senior Services of Belmont County (SSOBC)
CARROLL COUNTY	• Carroll County Board of Developmental Disabilities - Carroll Hills School (CCBDD)
	• Carroll County Board of Developmental Disabilities – Community Employment (CCBDD)
	• Carroll County Council on Aging
	• Carroll County Jobs & Family Services (Carroll Co JFS)
	• Carroll County Transit
COLUMBIANA COUNTY†	• Alpha Care
	• Calcutta Health Care Center
	• CARTS- Community Action Agency

† = Columbiana County will have to refer to their county coordinated plan in order to apply for ODOT funding.

COLUMBIANA COUNTY† (continued)	• Change, Inc
	• Checker Transportation
	• Columbiana County Educational Service Center
	• Columbiana County Veterans Service Commission
	• Covington Skilled Nursing
	• EDI
	• EMT (Emergency Medical Transport)
	• Head Start – Community Action Agency
	• KLG Mobile Intensive
	• Lifeteam EMS
	• North Star Critical Care
	• The Orchards of East Liverpool
	• Parkside Health Care
	• Paul’s Cab Company
	• Quaker Cab Company
	• Salem Health Care Centers (North & West)
	• Tri-State Cab Company
	• Vista Center
• We Are Blessed Transportation	
• Wee The People	
COSHOCTON COUNTY	• Coshocton County Coordinated Transportation Agency (CCCTA)
	• Coshocton Senior Center
	• Hopewell Industries, Inc.
	• Residential Home for the Developmentally Disabled (RHDD)
	• Veteran’s Service Commission
GUERNSEY COUNTY	• Countryview Assisted Living
	• Guernsey County Department of Job and Family Services
	• Guernsey County Senior Citizens Center
	• Guernsey County Veteran’s Services
	• South East Area Transit
	• Society for Equal Access
HARRISON COUNTY	• Harrison County Department of Jobs and Family Services (HCDJFS)
	• Harrison County Public Transit
	• Harrison County Veteran Services Commission
HOLMES COUNTY	• Holmes County Board of Developmental Disabilities (HCBDD)
	• Holmes County Council on Aging, Inc.
	• Holmes County Jobs & Family Services (HCJFS)
	• Holmes County Veterans Services
	• Lynn Hope Industries
	• Precious Angel Transportation

† = Columbiana County will have to refer to their county coordinated plan in order to apply for ODOT funding.

JEFFERSON COUNTY	• Checker Transportation/Ambulance Services, Inc.
	• PALS, Chrysalis Health
	• Prime Time Office on Aging
	• Steel Valley Regional Transit Authority
	• TranSmart USA
MUSKINGUM COUNTY	• Allwell Behavioral Health
	• Genesis HealthCare System
	• Muskingum County Board of Developmental Disabilities
	• Muskingum County Center for Seniors
	• Muskingum County Job & Family Services
	• Quality Care Partners
	• South East Area Transit
	• The Carr Center
• Zanesville-Muskingum County Health Department	
TUSCARAWAS COUNTY	• Community Mental Healthcare Inc
	• Horizons of Tuscarawas & Carroll Counties Inc
	• Society for Equal Access (SEA)
	• Tuscarawas County Job & Family Services
	• Tuscarawas County Senior Center

Mobility Managers in the region help connect the public to the transportation providers in a non-biased service and area a valuable resource for information and travel training.

LIST OF MOBILITY MANAGERS					
County	Name	Agency	Address	Phone	Email
Current Coverage (2019)					
Carroll, Harrison, Tuscarawas	Stephanie Ajanel	Senior Center of Tuscarawas County	425 Prospect St, Dover, OH 44622	330-364-6611	sajanel@tuscsc.org
Columbiana†	N/A	Community Action Agency of Columbiana County (CAAofCC)	7880 Lincole Pl, Lisbon, OH 44432;	330 424-7221	
Coshocton	Tracy Haines	Coshocton County Coordinated Transportation Agency (CCCTA)	401 Main Street, Coshocton, OH 43812	740-623-2564	tracyhaines@coshoctoncounty.net

† = Columbiana County will have to refer to their county coordinated plan in order to apply for ODOT funding.

County	Name	Agency	Address	Phone	Email
Belmont*	TBD		485 North Street, Barnesville, Ohio 43713	740-619-0239	
Muskingum & Guernsey County	Trinity Werning	Guernsey County Community Development Corporation	905 Wheeling Avenue Cambridge, OH 43725	740-801-2449	twwerning@guernseycountycdc.com

Specific information about each Transportation Service Provider is in **Section III** and **Appendix E** of this plan.

2. REGIONAL TRANSPORTATION CHALLENGES AND NEEDS

Several challenges to the regional coordinated transportation and unmet transportation needs have been identified by the Regional Coordinated Council as well as members of the public. These challenges and unmet transportation needs include:

CHALLENGES TO REGIONAL COORDINATED TRANSPORTATION

- Limited Funding
- Local Match
- Limited Resources/Technology
- Limited Broadband Service
- Insufficient Marketing
- Outreach to Public
- Incompatible Technology among Agencies
- Trip Duplications
- Transportation Service Provider Barriers/Limitations to Serve Public
- Trip Denials
- Eligibility Requirements
- Maintaining Qualified Drivers
- Sustainable Staff Size
 - Drivers
 - Schedulers
 - Dispatchers
- Trip Billing Across the Region
- No Set Fees for Out-of-Region Trips

- Transportation Across County Borders
- Each County Department of Jobs & Family Services Operate Independently
- Local Hospitals Closing
- Lack of consistent policies across all agencies, such as for no-shows or denials

UNMET REGIONAL TRANSPORTATION NEEDS

- Adequate Numbers of Drivers, Staff and Vehicles to Provide Currently Requested and Expanding Services.
- Adequate 5310 and 5311 funding and match funding sources and availability.
- Creative Funding Strategies for Those Financially Challenged but Not Covered by Medicaid or Other Transportation Funding Assistance Programs/Sources.
- Expansion of Transportation Services including:
 - Non-medical Service Hours.
 - Saturday and Sunday Service Hours.
 - Service Options After Hours.
 - Full Coverage Service in Rural Areas.
 - Out of County (OOC) and Out of Region (OOR) Transportation.
- Available and Adequate Number/Sources of Transportation Companions.
- Adequate Employment Transportation Options.
- Adequate Cohesive Technology Systems Across Region that Interface with State Agencies (Ex. JFS, DD, Aging).
- Education of, Advertising to, and Increased Awareness by the Public of Available Transportation Options, Including Understanding of Funding Sources.

3. REGIONAL COORDINATED PLAN FOR ACHIEVING SHARED GOALS

Five goals were established to guide the Regional Coordinated Transportation plan and to identify strategies that can be used to achieve the Coordinated Transportation Plan goals. These are the five goals developed by the Regional Coordinated Council followed by their associated strategies:

1. Increase Ridership for all Transportation Service Providers and Transit Agencies in the Region.

- 1.1. Extend service hours of transportation service providers and human service agencies to supplement necessary trips, maybe more on demand.*
- 1.2. Increase marketing and advertising of transportation services especially in conjunction with the Mid-Ohio Mobility Solutions.*
- 1.3. Coordinate affordable rates for the public that use transportation service in the region.*
- 1.4. Continue regional and local coordination of transportation service providers, human service agencies, and other participating stakeholders.*

2. More Efficient Out-of-County and Out-of-Region Transportation Service.

- 2.1. Cost-allocation, billing, and rates between transportation service providers and human service agencies.*
- 2.2. Utilize and implement a common scheduling technology to be used throughout the region.*

- 2.3. *Coordinate and continue regular quarterly meetings and conference calls/webinars for the Regional Coordinated Council, Regional Coordinated Planning Committee, and Regional Mobility Managers.*
- 2.4. *Meet with each county Department of Jobs & Family Services individually and as a group.*
- 2.5. *Produce and provide a Hot-Spot Analysis of major trips and destinations in and out of the region on an annual basis.*
- 2.6. *Establish a committee to develop Best Practices & Memorandums of Understanding (MOUs) for the Region.*
- 3. Reduce Denials and No-Shows of the Riders that Use Transportation Service in the Region.**
 - 3.1. *Utilize the Mid-Ohio Mobility Solutions as a tool for Transportation Service Providers and Human Service Agencies to coordinate regional trips.*
 - 3.2. *Coordinate regional trips using scheduling technology/software between the transportation providers.*
 - 3.3. *Communicate and coordinate with all Department of Jobs & Family Services in the region on local needs.*
 - 3.4. *Reduce one-person vehicle trips for all transportation providers in the region by coordinating rides.*
 - 3.5. *Share Transportation Service Provider Inventory or Scheduling Software with Medical Providers in order to schedule rides with medical appointments.*
 - 3.6. *Establish a satellite mobility solutions center for the eastern part of the region.*
- 4. Cost-Effective Vehicle Replacement for all Regional Transportation Service Providers.**
 - 4.1. *Document and log vehicle age, condition, mileage and any other important data relating to vehicle usage on an annual basis.*
 - 4.2. *Explore and create innovative funding options for all stakeholders involved with the regional plan.*
 - 4.3. *Develop a timeline for vehicle replacement in order for transportation providers to better serve the needs of their service area and the region.*
 - 4.4. *Establish minimum regional requirements for vehicles and drivers that serve the senior population and people with disabilities.*
- 5. Increase Employment Transportation Options for Jobseekers and Employees.**
 - 5.1. *Increase public education and awareness on the transportation options available for employees and job candidates.*
 - 5.2. *Partner with local and regional businesses to more efficiently track the need for employment transportation.*
 - 5.3. *Coordinate with job & career training centers in the counties in our region to provide reliable transportation for jobseekers.*
 - 5.4. *Establish car-share rides across age groups in the employment force.*
 - 5.5. *Coordinate vanpools/carpools with local coordination planning teams in each county.*
 - 5.6. *Allow sharing rides between counties.*
 - 5.7. *Establish a Public Transit Coalition for the region.*

Transportation service providers and mobility managers have identified 37 projects to meet these goals and strategies. More information on these projects can be found in **Section V** and **Appendix K**. Funding for operations, capital improvements and mobility management will be needed.

During the planning process, many stakeholders have begun their own implementation of regional coordination and have initiated their own pilot projects within this pilot regional coordinated transportation plan. These include:

- CTS Scheduling Software Collaboration
- Mid-Ohio Mobility Solutions/Regional Call Center
- Columbiana County Deviated Fixed Route Shuttle “Make the Connection”

There have been successful outcomes so far and these anecdotes have been recorded. These include:

- Commissioners Promote Public Transportation in Tuscarawas County
- Public Transit and Community Health – Muskingum County
- Cross County Transportation Service
- Regional Networking to Schedule Out-of-Region Trips
- Multi-Modal Transportation Out-of-Region Trip
- Cross County Mobility Service for Low Income Victim of Domestic Violence
- Transit Redesign to Accommodate Employment Opportunities
- Cross County Public Transit Agency Employment Transportation Coordination
- Out-of-Region & Out-of-State Transit Service
- Mid-Ohio Mobility Solutions: Four Initial Success Stories

Fundamental to the Coordinated Transportation Plan process is the active and meaningful involvement of stakeholders. For projects selected for funding under the Section 5310 program, participation in planning activities must include participation and/or representation of the following, at minimum:

- Seniors
- Individuals with disabilities
- People with low incomes
- Veterans
- Unemployed
- Job seekers
- People that do not own vehicles
- People with limited English proficiency
- Students in vocational schools, college, or universities
- Students with disabilities and transportation challenges
- Medicaid-eligible individuals
- Dialysis patients
- People that live in areas with limited or no transportation service available
- Public, private and non-profit transportation providers
- Human services agencies
- The general public.

In order to ensure participation from the above groups the following stakeholder involvement activities were performed

- Regional Coordinated Council – Inaugural Roundtable Discussion – April 6, 2018
- Regional Coordinated Council – 2017 Origin-Destination Data Deadline – June 30, 2018
- Regional Coordinated Council – 2nd Roundtable Discussion – September 26, 2018
- Regional Coordinated Council – Letters of Intent Due – October 19, 2018
- CTS Coordination Meeting – December 13, 2018
- Regional Coordinated Plan – Public Survey Open – January 2, 2019
- Regional Coordinated Council – 3rd Stakeholders Meeting – January 16, 2019
- Regional Mobility Management – Conference Call – February 1, 2019
- Regional Coordinated Council – February Conference Call – February 20, 2019
- Regional Mobility Management – Conference Call – March 1, 2019
- Regional Coordinated Council – March Conference Call – March 20, 2019
- Regional Mobility Management – Conference Call – April 5, 2019
- Regional Coordinated Council – 4th Stakeholders Meeting – April 17, 2019
- Regional Mobility Management – Conference Call – May 3, 2019
- Regional Coordinated Planning Committee – Initial Conference Call – May 6, 2019
- Regional Coordinated Council – Guernsey County Public Workshop – May 8, 2019
- Regional Coordinated Council – Jefferson County Public Workshop – May 13, 2019
- Regional Coordinated Council – May Conference Call – May 15, 2019
- Regional Coordinated Council – Tuscarawas County Public Workshop – May 16, 2019
- Regional Coordinated Council – Columbiana County Public Workshop – May 20, 2019
- Regional Coordinated Council – June Conference Call – June 6, 2019
- Regional Mobility Management – Conference Call – June 14, 2019
- Regional Coordinated Council – Muskingum County Public Workshop – June 10, 2019
- Regional Coordinated Council – July Conference Call – July 24, 2019
- Regional Coordinated Plan – Public Survey Closes – July 31, 2019
- Regional Mobility Management – Conference Call – August 2, 2019
- Regional Coordinated Planning Committee – Conference Call – August 5, 2019
- Regional Coordinated Council – Transportation Service Provider Information Tables Due –August 21, 2019
- Regional Coordinated Council – 5th Stakeholders Meeting – August 24, 2019
- Regional Coordinated Council – 5310/5311 Project Forms Due – August 30, 2019
- Regional Coordinated Council – 2018 Origin-Destination Data Deadline – August 30, 2019
- Regional Coordinated Council – September Conference Call – September 18, 2019
- Regional Coordinated Plan – Draft Plan Due to ODOT & RCC – September 30, 2019
- Regional Coordinated Plan – Draft Plan Due to Public – October 15, 2019
- Regional Coordinated Council – October Conference Call – October 17, 2019
- Regional Coordinated Council – Draft Plan Comments Due – November 1, 2019
- Regional Coordinated Council – 6th Stakeholders Meeting – November 22, 2019
- Regional Coordinated Plan – Public Comments Due – November 30, 2019
- Regional Coordinated Plan – Executive Board Adoption – December 10, 2019

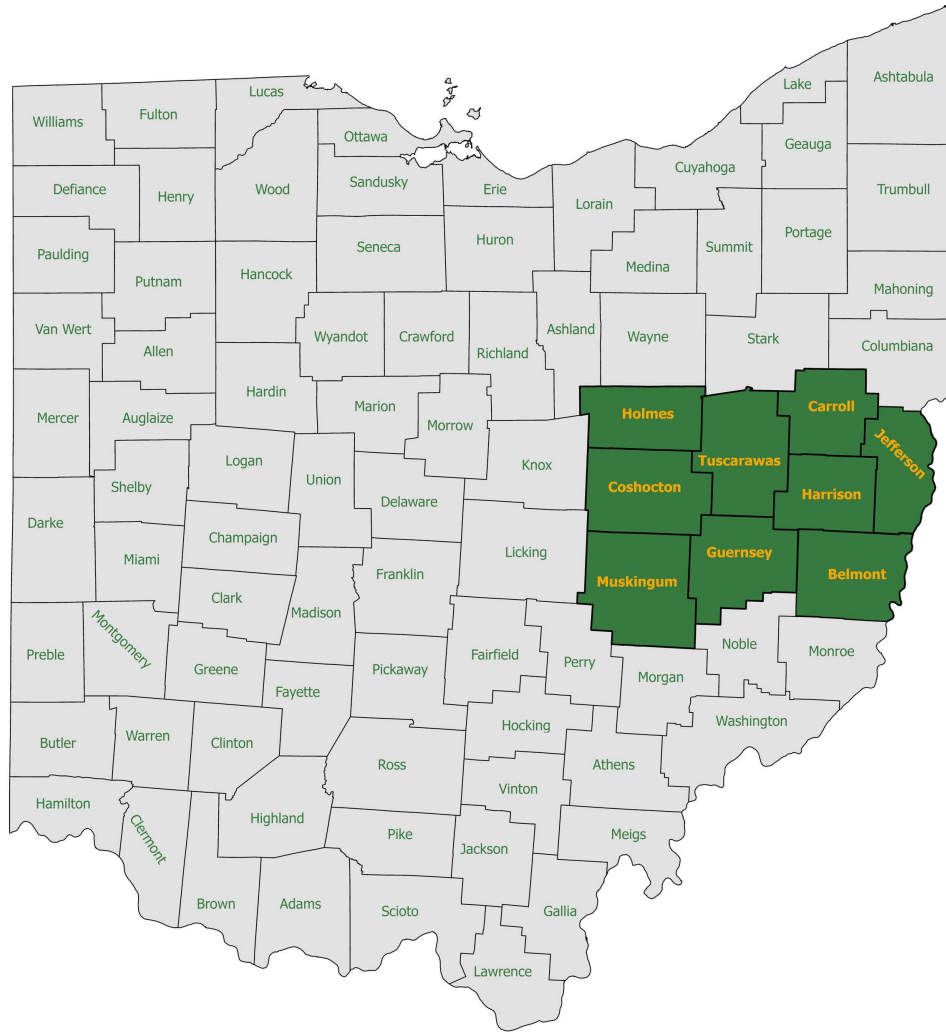
- Regional Coordinated Plan – Final Plan Due – December 31, 2019
- Regional Coordinated Council – Plan Implementation Begins – January 2020

The regional coordinated transportation plan was developed and motioned for adoption by the Regional Coordinated Council on November 22, 2019. The regional coordinated transportation plan was adopted by the OMEGA Executive Board on December 10, 2019. More information about the Regional Coordinated Council can be found in **Appendix A**.

I. Geographic Area

The Ohio Mid-Eastern Governments Association (OMEGA) is organized as a Council of Governments pursuant to Section 167 of the Ohio Revised Code and is designated by the Appalachian Regional Commission as a Local Development District and by the US Department of Commerce, Economic Development Administration, as an Economic Development District. As shown in **Map 1-1**, OMEGA's region includes ten counties in eastern Appalachian Ohio: Belmont, Carroll, Columbiana, Coshocton, Guernsey, Harrison, Holmes, Jefferson, Muskingum, and Tuscarawas. OMEGA is a collaborative body of member governments that serves as a facilitator between state and federal government agencies and local entities to provide opportunities in economic and community development through networking, education, planning, research, and allocation of resources. OMEGA's mission is to provide a pathway to enhance community and economic growth in the region.

On January 27, 2016, the Governor of Ohio, pursuant to United States Code, Title 23, Section 135 (m), officially designated OMEGA as an Ohio Regional Transportation Planning Organization (RTPO). The OMEGA RTPO includes all counties previously listed except for Belmont and Jefferson Counties which are part of the Belomar and Brooke-Hancock-Jefferson metropolitan planning organizations, respectively. In January 2018, the Ohio Department of Transportation (ODOT) selected OMEGA to participate in a Regional Coordinated Transit/Human Services Transportation Pilot Program. The purpose of this pilot program is to promote cost-effective coordination of transportation services throughout the region and to increase mobility and ridership especially for seniors and disabled persons. All ten counties (see **Map 1-2**) within the OMEGA district are included in the pilot program.



MAP 1-1: Map of Ohio and the Geographic Area of the Omega Transit Pilot Region

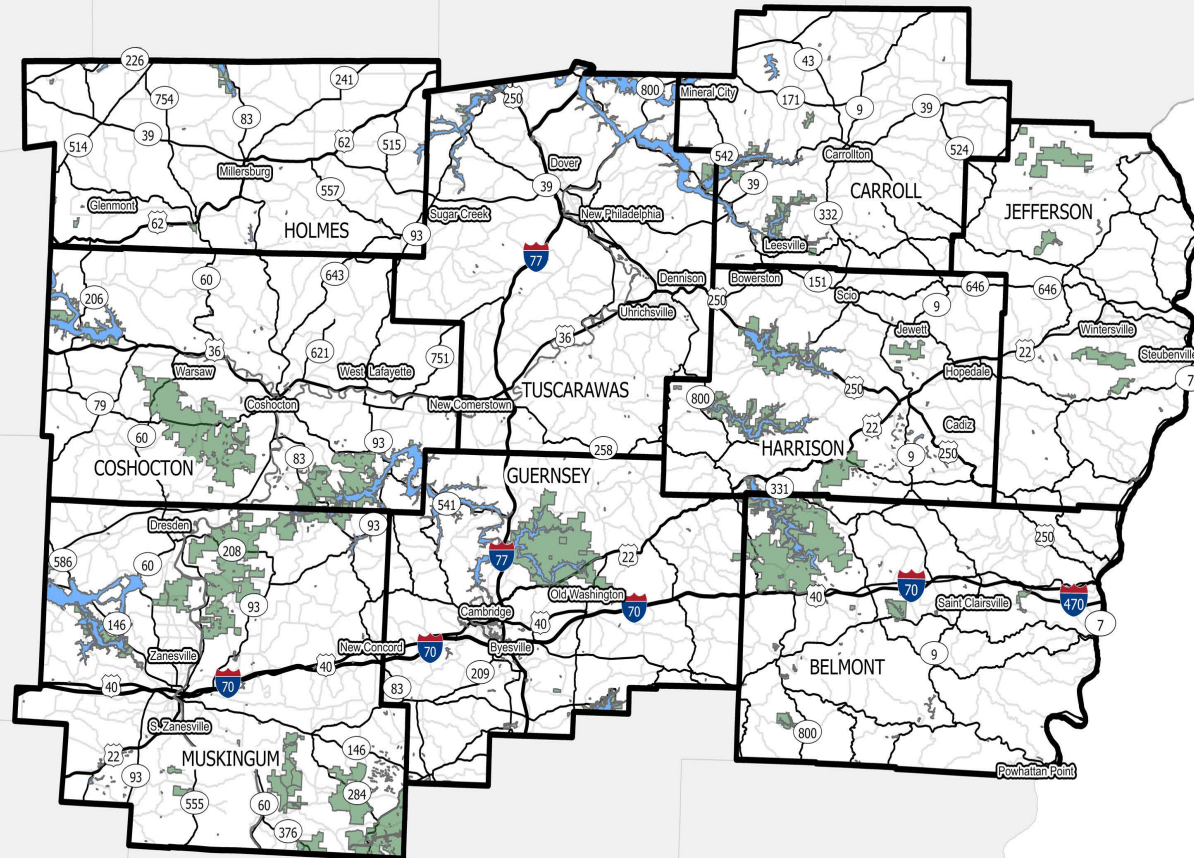
MAP 1-1: BASIC MAP OF THE STATE OF OHIO AND THE GEOGRAPHIC AREA OF THE OMEGA REGION

WHY ODOT CHOSE THE REGIONS

In recent years, ODOT began assessing regional coordination to solve a major problem; that there is currently no statewide coordinated planning coverage. Many of Ohio's 88 counties have some form of public transit and human service transportation, some have few or no services at all, and Specialized Transportation Program 5310 funding has limited funds making the application process more competitive. Transportation doesn't just occur within county lines, nor is it limited to just within a regional boundary. Considering all these reasons, regional coordination may be the best method to increase efficiency. In 2018, ODOT began a pilot project with two regions in opposite sides of the state and two very different characteristics to identify potential solutions.

The regions were selected based on trip patterns and other region boundaries for organizations such as the Department of Medicaid, Department of Health, and Area Agency on Aging (AAA). The two pilot regions include AAA Region 2 Miami Valley Regional Planning Commission (MVRPC) and AAA Region 9 Ohio Mid-Eastern Governments Association (OMEGA). AAA Region 9 was selected for the pilot project since it is primarily rural in landscape with complex transportation needs. In addition, most of the counties in this nine-county region did not have a current coordinated plan or none at all, which is a requirement to apply for 5310 funding. OMEGA was selected to lead AAA Region 9 because of their skilled planning experience, regional planning credentials and because they came highly recommended by the ODOT Statewide Planning Department.

The benefits that ODOT anticipates from regional coordination is to have more local control of Section 5310 funding, as well as the Mobility Management funds, to manage the award funding more efficiently and from a local perspective. By managing the award funding locally in a region, this will help increase efficiency for all the transportation service providers, community residents, and anyone who relies on transportation services. This regional effort can provide opportunities for funding that were not available before and establish local control to allow the most impact on the funds being well spent. More importantly, regional coordination should increase mobility and ridership especially for seniors and people with disabilities and be more cost-effective for transportation service providers.



MAP 1-2: MAP OF COUNTIES IN THE OMEGA TRANSIT PILOT PLAN

Trip Generators for the OMEGA Region

There is a diverse mix of trip generators all throughout the region and most are based geographically and demographically. The most populous counties in the region, Belmont, Columbiana, Jefferson, Muskingum, and Tuscarawas all have each category of major trip generators medical, commercial, recreational, educational, human services, and industrial. Each of these counties has plenty of national, regional, and local types of commercial businesses for restaurants, groceries, hardware, auto-repair, and other commercial centers. Most of the counties in the region also have at least one mall or shopping center located within their county which helps centrally locate a mix of these business offerings. Most counties in the region also have options as where to go for medical services, since there is a hospital, medical facility, doctor office or they are located near a regional hospital. Most counties in the region have a healthy collection of recreational facilities either in parks, gyms, golf courses, country clubs, hiking trails, and wildlife areas. Most counties in the region have plenty of educational options consisting of local career centers and post-secondary options such as vocational schools, community colleges, and universities and state university satellite campuses, such as Ohio University and Kent State. Human services are also available to the residents of all ten counties as each has a council on aging, developmental disability board, job and family service, service for veterans, and other services tailored to the local area. Each of these counties also has plenty of industrial services that provide employment opportunities. In Belmont, Columbiana, Guernsey, Harrison, and Jefferson counties, the oil and gas industry is growing. It is also growing in Tuscarawas County, with the presence of Schlumberger Technologies and US Well Service Group, as well as the chemical industry. Also, in Columbiana County, there are more metal and material manufacturing, auto and machine industries, and other manufacturing facilities throughout.

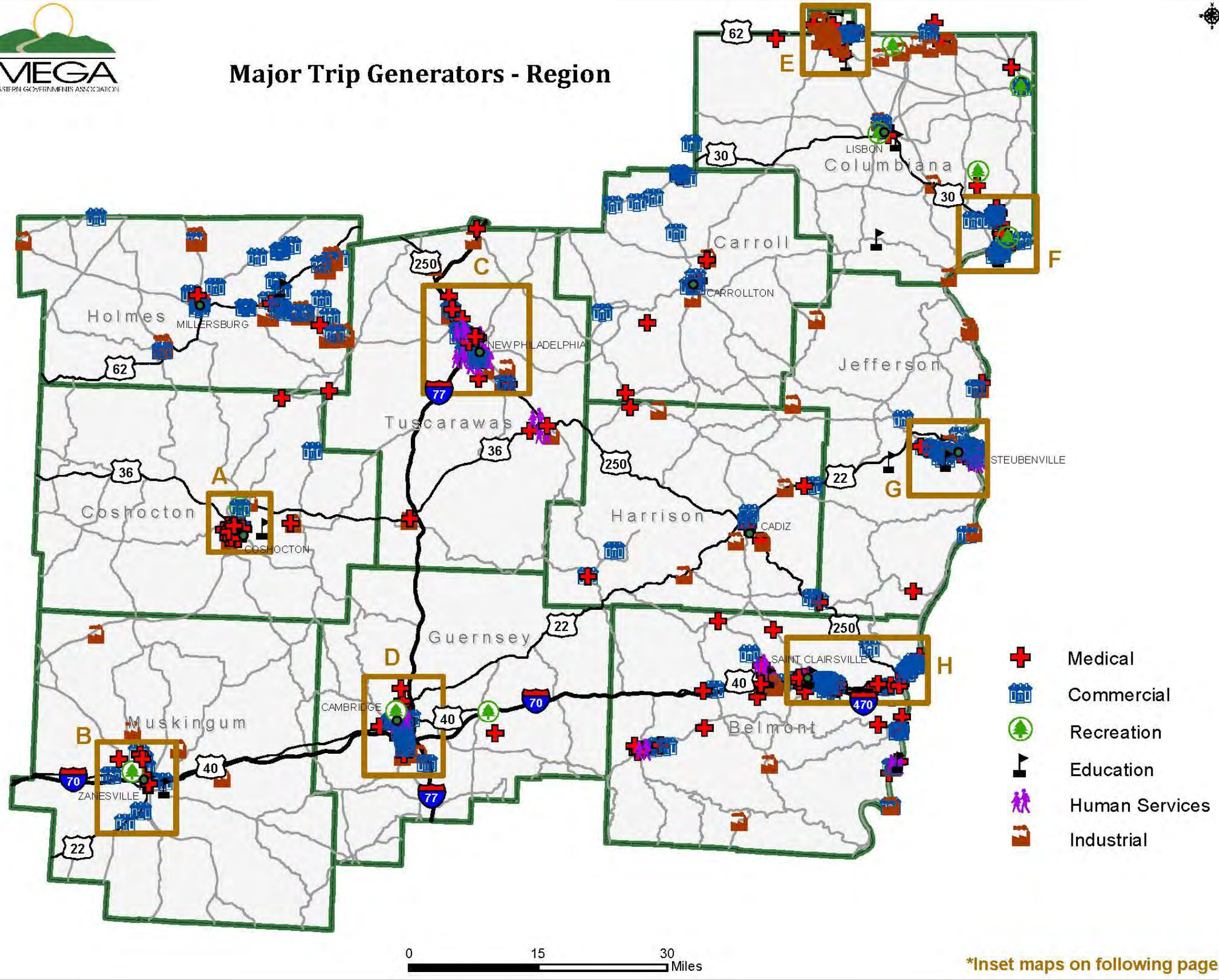
Some local and regional chains and services are naturally located in counties close to their headquarters or where they primarily serve. For instance, Tuscarawas and Columbiana in the north have plenty of companies that are based in Northeast Ohio, such as Cleveland Clinic, Giant Eagle, Buehler's, Sherwin Williams, and Goodwill Industries of Greater Cleveland. Jefferson and Belmont in the southeast have companies from southwest Pennsylvania or southeast Ohio such as Riesbeck's, United Dairy Inc., and Fraley and Schilling Inc. There are a few hospitals that serve the region's medical trips such as Genesis Hospital, Southeastern Ohio Regional Medical Center, Trinity Medical Center, Cleveland Clinic Union Hospital, but there are very limited primary care facilities. For these trips, many regional residents travel to either Cleveland, Canton, Columbus, Wheeling, or Pittsburgh.

The exception to the region is the least populous counties such as Harrison and Carroll counties. Each county has schools up through high school but there are limited options for higher education. Many students moving onto college or a technical school will have to go to another county if they want to stay in the region. There are a good number of chain businesses and industries, but it is challenging to hire candidates if you have youth leaving for school elsewhere. The human services are less comparatively since there is a lower population in these counties, however, the need is just as great.

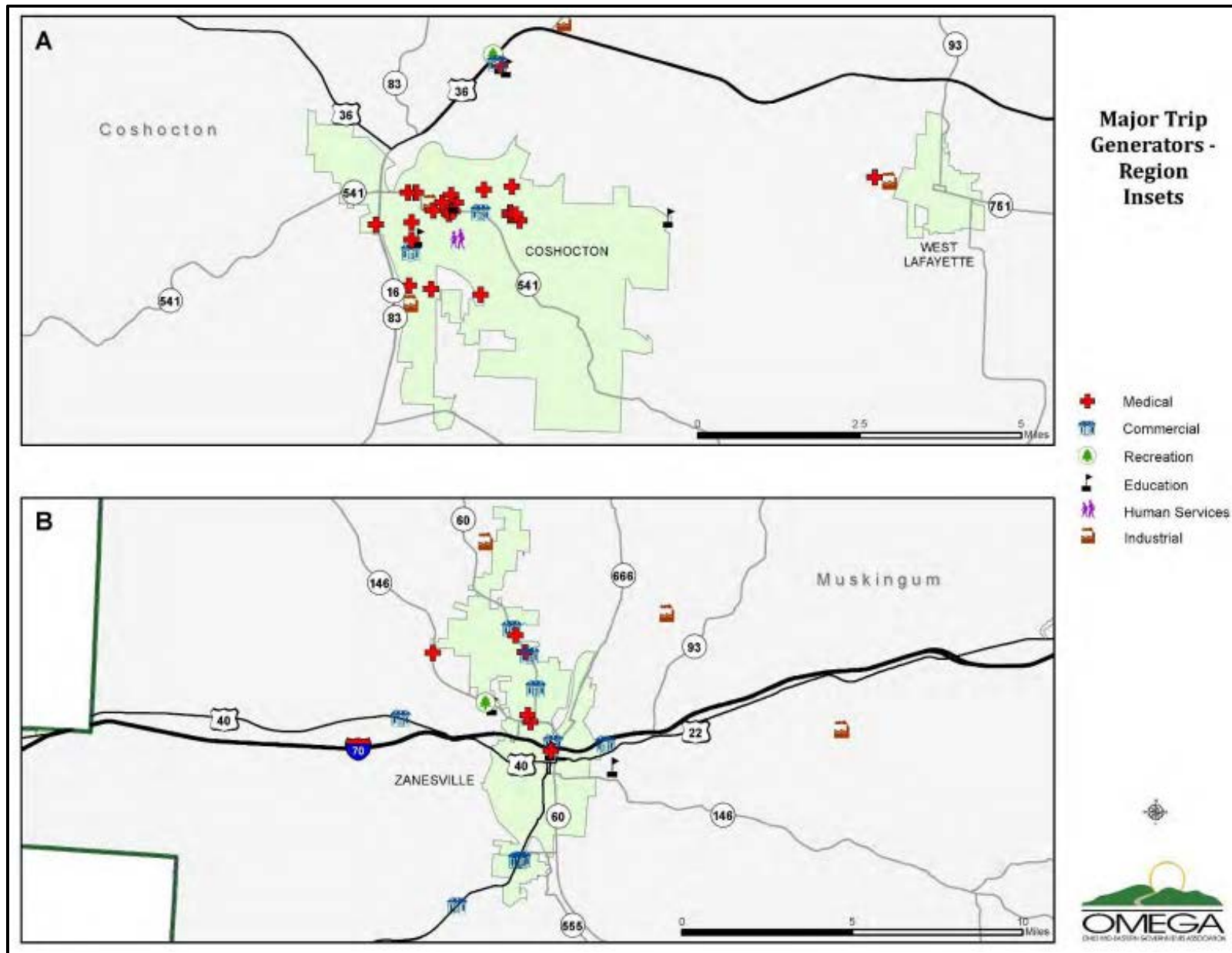
Holmes County has a strong mix of schools available as well as many private businesses which offer job opportunities to its residents. There is a small hospital in Millersburg, Pomerene Hospital, with a small staff to serve the county residents. The county is deficient on medical facilities and many residents go north to Wooster or Canton for specialized medical care. There are many industrial businesses which continue to strengthen their local county's economy. Holmes County leads the region for the lowest

unemployment rate (1.3%), lowest poverty rate for individuals (8.9%) households (9.1%), and the lowest disability rate (8.9%). Additionally, 49.7 % of people in Holmes county speak languages other than English. One of the largest Amish populations within the region is in Holmes County, as will be reviewed in the demographic section.

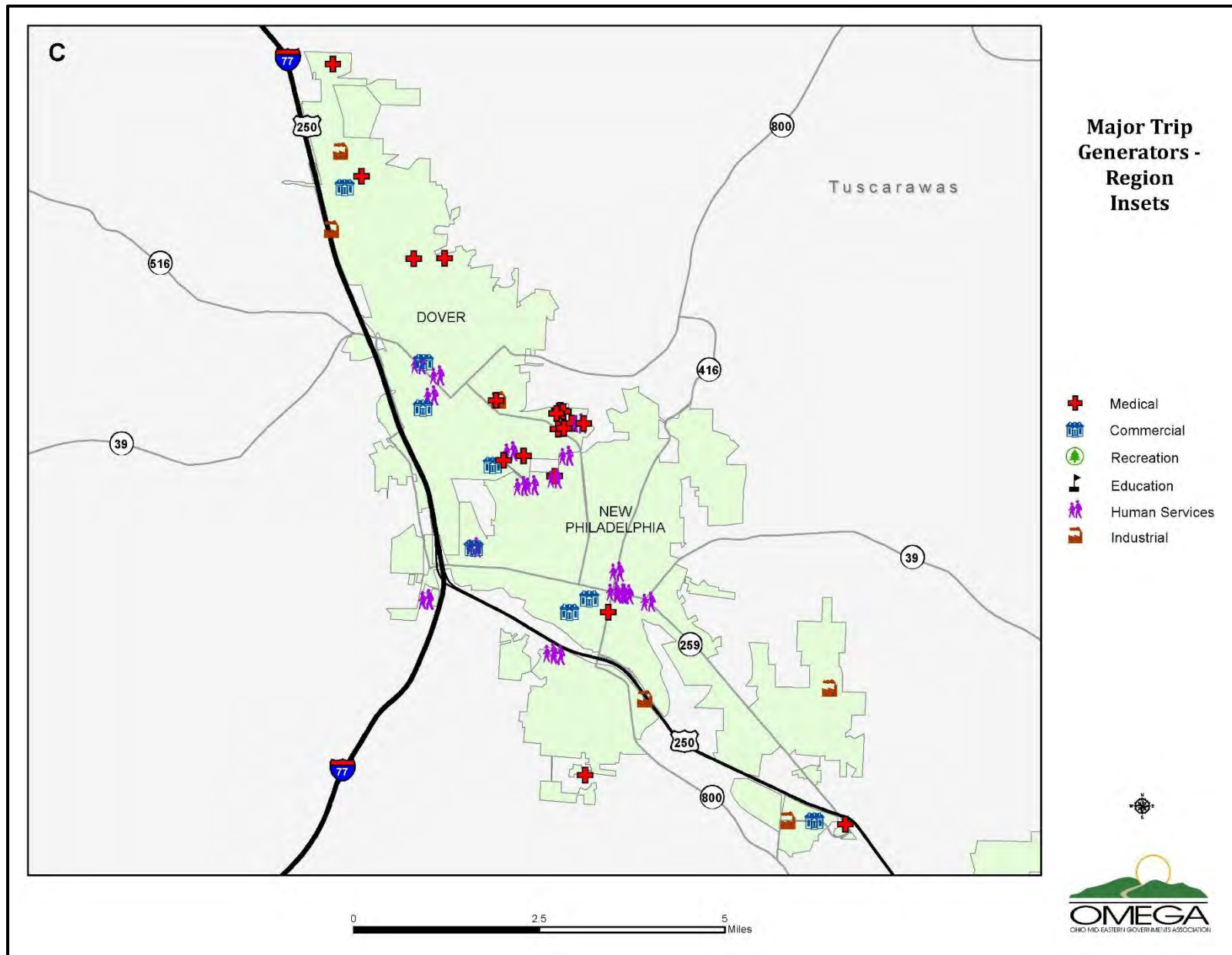
Major Trip Generators - Region



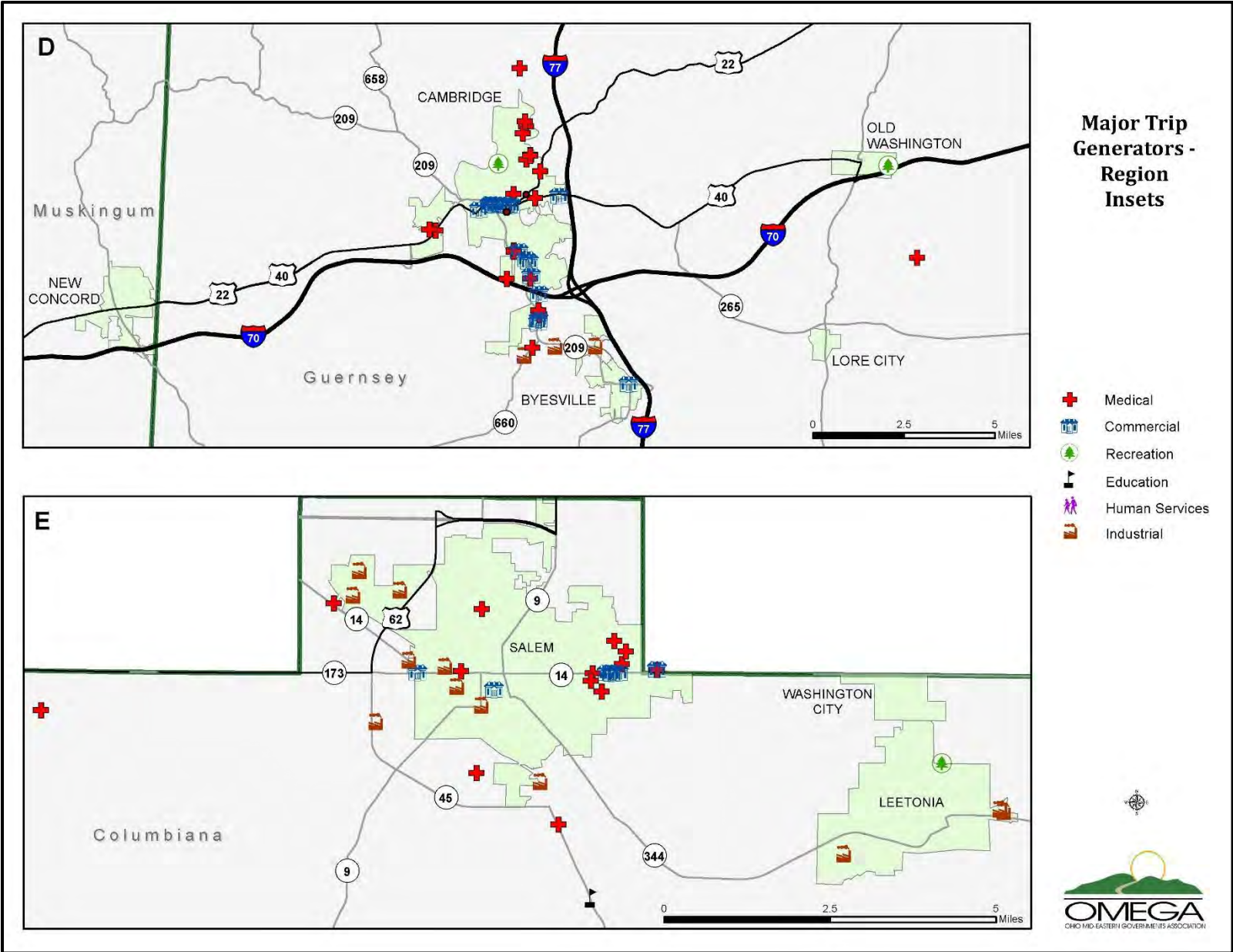
MAP 1-3A: OMEGA REGION MAJOR TRIP GENERATORS



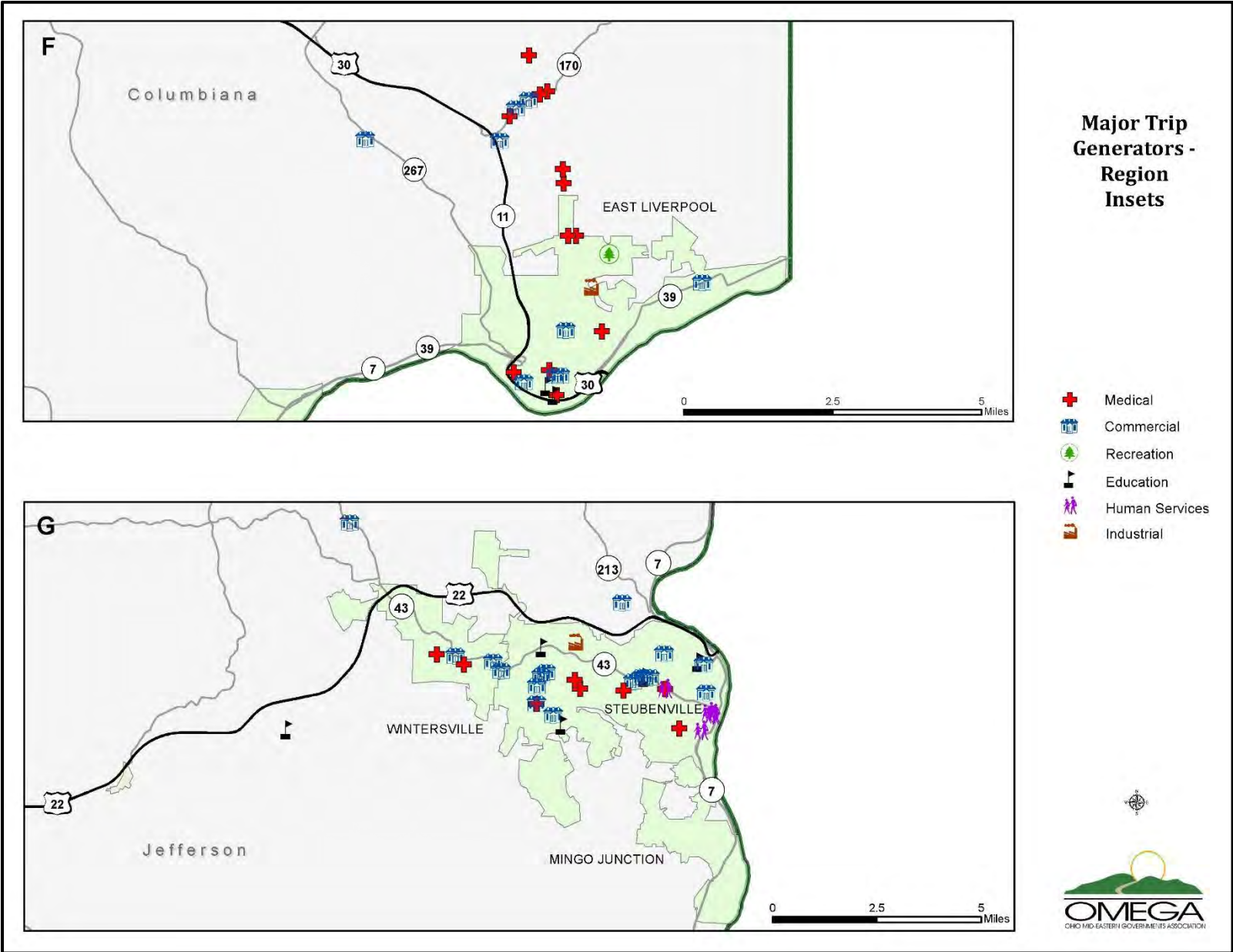
MAP 1-3B: OMEGA REGION MAJOR TRIP GENERATORS – INSET MAP LAYOUT COSHOCTON (A) AND ZANESVILLE(B)



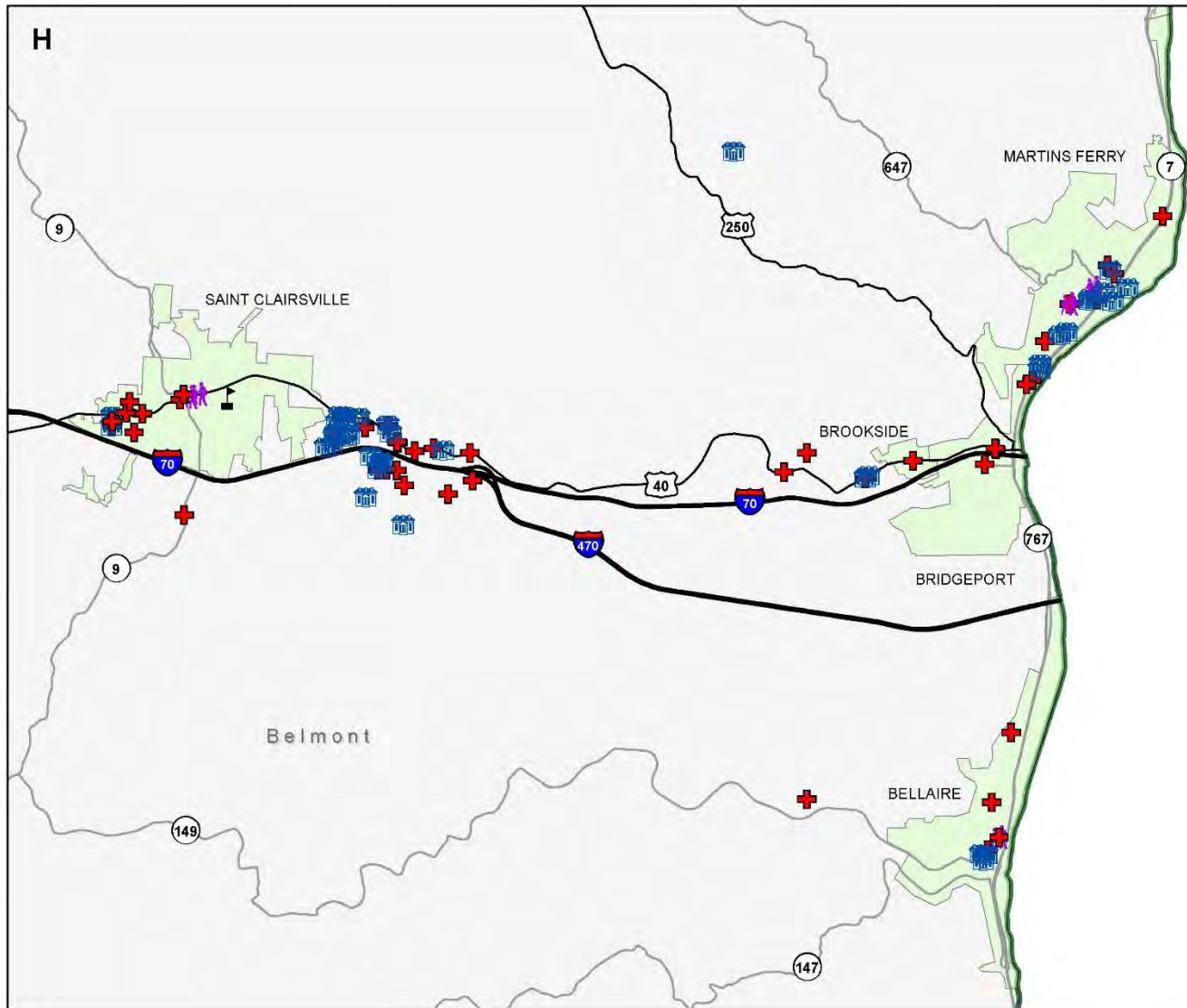
MAP 1-3C: OMEGA REGION MAJOR TRIP GENERATORS – INSET MAP LAYOUT DOVER & NEW PHILADELPHIA (C)



MAP 1-3D: OMEGA REGION MAJOR TRIP GENERATORS – INSET MAP LAYOUT CAMBRIDGE/BYESVILLE (D) & SALEM/LEETONIA (E)




MAP 1-3E: OMEGA REGION MAJOR TRIP GENERATORS – INSET MAP LAYOUT EAST LIVERPOOL (F) & STEUBENVILLE/WINTERSVILLE (G)



Major Trip Generators - Region Insets

-  Medical
-  Commercial
-  Recreation
-  Education
-  Human Services
-  Industrial



MAP 1-3E: OMEGA REGION MAJOR TRIP GENERATORS – INSET MAP LAYOUT EAST BELMONT COUNTY (H)

EXHIBIT 1-1: OMEGA REGION MAJOR TRIP GENERATORS INVENTORY TABLE

County	Medical	Commercial	Recreation	Education	Human Services	Industrial
Belmont	<ul style="list-style-type: none"> ➤ 70+ Healthcare Offices ➤ 911 Emergency Services ➤ Barnesville Community Hospital ➤ Belmont County Veteran Outpatient Clinic ➤ Belmont Medical Center ➤ Belmont Professional Associates ➤ Bridgeport Health Center ➤ Community Mental Health Services ➤ Davita Belmont Dialysis ➤ Ohio Hills Health Services ➤ Paramount Medical Care Inc ➤ Southeast Inc. ➤ St Clairsville Health Center ➤ Tri-County Help Center ➤ Trinity Health Systems Med 	<ul style="list-style-type: none"> ➤ Boscov's Department Store ➤ Bousquet & Associates ➤ Bright Futures ➤ Mansuetto Roofing ➤ Many chain restaurants\stores ➤ Mckeen Security Inc ➤ Ohio Valley Mall ➤ Planet Fitness ➤ Reisbecks ➤ Rural King Supply ➤ Sam's Club ➤ Southeast Inc. ➤ Staffilino Chevrolet Inc ➤ Times-Leader ➤ Unified Bank ➤ UPS Customer Center ➤ Walmart ➤ Whiteside Chevrolet Buick GMC 	<ul style="list-style-type: none"> ➤ Adventure Creek Challenge Course ➤ Barkcamp State Park ➤ Barnesville Reservoirs/Wildlife ➤ Belmont Hills Country Club ➤ Besthesda Farmers & Sportsman Club ➤ Bridgeport Fireman's Club ➤ Captina Creek Birding Trail ➤ City of Martin's Ferry Recreation Center ➤ Dysart Woods Park ➤ Epworth Park ➤ Horseshoe Bend Golf Course ➤ Park Center of Barnesville ➤ Powerline Park ➤ Rotary Lake Park ➤ Valley View Campground 	<ul style="list-style-type: none"> ➤ Ameridrive Driving School ➤ Belmont Career Center ➤ Belmont College ➤ Belmont-Harrison Voc School District ➤ Ohio University Eastern Campus ➤ Olney Friends School 	<ul style="list-style-type: none"> ➤ American Red Cross ➤ Belmont County Disaster Services ➤ Belmont County Health Department ➤ Belmont County Human Resources ➤ Belmont County Tourism Council ➤ Belmont County WIC Program ➤ Board of DD ➤ Department of Job and Family Services (BCDJFS) ➤ Easter Seals ➤ HEAP - Community Action Commission ➤ Ohio Means Jobs: Belmont County ➤ Senior Services of Belmont County ➤ Veterans Services 	<ul style="list-style-type: none"> ➤ American Electric Power Ohio ➤ American Energy Corp ➤ Avi Food Systems Inc ➤ Belco Works ➤ Belmont County Department of Development ➤ Columbia Gas of Ohio ➤ Commercial Vehicle Group ➤ Davison Electric ➤ Interstate Batteries of Steel Valley ➤ JW Stenger Trucking ➤ Lakeland Foods ➤ Marietta Coal CO ➤ Murray American Energy Inc ➤ Ohio Edison CO ➤ Ohio Valley Coal CO ➤ South Central Power ➤ Tricor Industrial ➤ United Dairy Inc
Carroll	<ul style="list-style-type: none"> ➤ 20+ Specialty Care ➤ Arbors of Minerva ➤ Belle's House-Assisted Living ➤ Bowerston Hills Health and Rehab Center ➤ Carroll Health Care Center ➤ Centreville Village ➤ Countryview Manor ➤ Golden Age Retreat ➤ The Bluffs 	<ul style="list-style-type: none"> ➤ Energy Transfer ➤ Fairmont Tools ➤ Normaco ➤ St John's Villa 	<ul style="list-style-type: none"> ➤ Atwood Lake ➤ Malvern Village Park 		<ul style="list-style-type: none"> ➤ Board of DD ➤ CCJFS ➤ Council on Aging ➤ Veteran Services 	<ul style="list-style-type: none"> ➤ AAM Metal Forming ➤ Carroll County Commerce Park ➤ Carrollton Industrial Park ➤ GBS ➤ Green Lines Transportation ➤ Imperial Aluminum ➤ Minerva Industrial Park ➤ Napa Distribution ➤ Normaco ➤ Summitville Tile-Minerva
Columbiana	<ul style="list-style-type: none"> ➤ 20+ Nursing Homes ➤ Blossom Nursing & Rehabilitation Center ➤ Circle Rehab ➤ Drayer Physical Therapy ➤ East Liverpool Hospital ➤ Human Motion Institute ➤ Infinity Physical Therapy ➤ NovaCare Rehabilitation ➤ Ohio Sports & Spine Institute ➤ Physical Therapy & Occupation Rehabilitation Inc ➤ Salem East Healthcare Center 	<ul style="list-style-type: none"> ➤ ALDI ➤ Busy Beaver ➤ Das Dutch Haus ➤ Eastgate Shopping Center ➤ Firestone Farms ➤ Giant Eagle Supermarket ➤ Hot Dog Shoppe ➤ Rayl's Market ➤ Rite Aid ➤ Salem Plaza ➤ The Home Depot ➤ Todd Sparkle Market ➤ Tractor Supply ➤ Village Plaza ➤ Walmart 	<ul style="list-style-type: none"> ➤ Beaver Creek State Park ➤ East Palestine City Park ➤ Guilford Lake State Park ➤ Leetonia Beehive Coke Ovens Park ➤ Salem Community Center ➤ Thompson Park ➤ Willow Grove Park ➤ YMCA ➤ YMCA Downtown 	<ul style="list-style-type: none"> ➤ Columbiana County Career and Technical Center ➤ Kent State University at East Liverpool ➤ Kent State University at Salem ➤ New Castle School of Trades 	<ul style="list-style-type: none"> ➤ Board of DD ➤ CAAofCC ➤ CCDJFS ➤ Easter Seals ➤ Mental Health and Recovery ➤ Salvation Army ➤ United Way ➤ Veteran Services 	<ul style="list-style-type: none"> ➤ Agile Casting Solutions/Humtown Products ➤ Better Management Distribution Center ➤ Butech Bliss ➤ CMI Efco Inc ➤ Columbiana Industrial Park ➤ Crockery City Farms Industrial Park ➤ Dilco Industries Inc ➤ Fresh Mark Inc ➤ Hickey Metal Fabrication ➤ Leetonia World Trade Park ➤ Lisbon Industrial Park ➤ Lowry Supply Co

County	Medical	Commercial	Recreation	Education	Human Services	Industrial
Columbiana (Continued)	<ul style="list-style-type: none"> ➤ Salem Regional Medical Center ➤ Silverio Physical Therapy ➤ TuDor Physical Therapy Centers ➤ Turning Point Residential 			<ul style="list-style-type: none"> ➤ Ohio Valley College of Technology (OVCT) ➤ Utica Shale School 		<ul style="list-style-type: none"> ➤ Mitsubishi Heavy Industries of America Tire Machinery Division ➤ Reichard Industries LLC ➤ Riverview Florist Technical Park ➤ Salem Industrial Park ➤ ShawCo Engineering ➤ Sustainable Opportunity Development Center, Inc. ➤ Vari-Wall Tube Specialists, Inc. ➤ Wellsville Intermodal Facility ➤ Zorich Industries
Coshocton	<ul style="list-style-type: none"> ➤ 10+ Chiropractors, Behavioral Health, and Specialty care doctors ➤ 10+ Private Doctor Offices ➤ 311 Medical Building ➤ Allwell ➤ Belltone Private Doctor's Offices ➤ Coshocton Gentle Dentistry ➤ Coshocton Regional Medical Center ➤ Dean Orthodontics ➤ Emergency Medical Services ➤ Kidney Care ➤ Muskingum Valley Health Services 	<ul style="list-style-type: none"> ➤ Aldi's Grocery Store ➤ Auer Ace Hardware ➤ Classic Auto Supply ➤ Coshocton DMV ➤ Coshocton Lumber Company ➤ Free/Randles Medical Equipment ➤ Historic Roscoe Village ➤ Multiple Banks ➤ Multiple Beauty Salons ➤ Multiple chain businesses ➤ Multiple Insurance Companies ➤ Multiple Pharmacies ➤ Multiple Restaurants ➤ Multiple Tire Shops ➤ Pearl Valley Cheese ➤ Raven's Glenn Winery & Restaurant ➤ Rural King/ Tractor Supply ➤ Sprout Garden Center ➤ Unusual Junction ➤ Wal-Mart ➤ Warehouse Restaurant 	<ul style="list-style-type: none"> ➤ Bakersville Community Park ➤ Clary Gardens ➤ Coshocton County Fair Grounds ➤ Coshocton Lake Park ➤ Elks/American Legion ➤ Kid's America Inc Center ➤ Pomerene Fine Arts Center ➤ Schumaker Farms ➤ Shelby Theater ➤ Woodbury Wildlife Area 	<ul style="list-style-type: none"> ➤ Central Ohio Technical College ➤ Coshocton Campus ➤ Coshocton County Career Center 	<ul style="list-style-type: none"> ➤ CCCTA ➤ Center of Disability Services ➤ Coshocton County Health Dept. ➤ Coshocton County Veterans Services ➤ Coshocton Public Library ➤ Coshocton Senior Center ➤ Dept. of Job and Family Services ➤ Echoing Hills Residential and Camp ➤ Emergency Management Agency ➤ Fuse Network ➤ Goodwill ➤ Kno-Ho-Co Ashland ➤ Mid-West Community Services ➤ Multiple Care Centers ➤ Multiple Churches/ Tabernacle ➤ Multiple Day Care Facilities ➤ Multiple Low-Income Housing ➤ Red Cross ➤ RHDD ➤ Salvation Army 	<ul style="list-style-type: none"> ➤ AEP ➤ AK Steel-Coshocton Works ➤ Annin Flag Company ➤ Coshocton County Port Authority ➤ Coshocton Trucking ➤ Fastenal ➤ H&H Auto Body ➤ ITM ➤ Jones Metal Products ➤ Kraft Foods ➤ McWane Ductile Technologies ➤ MFM Building Products Corporation ➤ Natural Lime & Stone ➤ Organic Technologies ➤ Prime Coshocton Industrial Park ➤ Sancast Inc. ➤ Three Rivers Energy ➤ TMK Valley Propane ➤ West Lafayette Industrial Park ➤ William Albert Excavating
Guernsey	<ul style="list-style-type: none"> ➤ Altercare Cambridge ➤ Autumn Healthcare of Cambridge ➤ Cambridge Family Eye Care ➤ Cambridge Regional Cancer Center ➤ Community Health Link ➤ Dr. Antellis Dental ➤ Dr. Antellis eye dr. ➤ Dr. Perry ➤ Fall Chiropractic ➤ First Settlement Physical Therapy 	<ul style="list-style-type: none"> ➤ Aldi ➤ Big Lots ➤ Cash Savers Grocery ➤ CVS Pharmacy ➤ Dollar General ➤ Dollar Tree ➤ Family Dollar – Byesville ➤ Garrett's Studio Hair Styling ➤ Good Will ➤ Hair Hunters ➤ Hats Off ➤ Images ➤ Judy's BarberShop 	<ul style="list-style-type: none"> ➤ Cambridge Area Performing Arts Center ➤ Cambridge Area YMCA ➤ Cambridge City Park ➤ Cambridge Country Club ➤ Pritchard Laughlin Civic Center ➤ Salt Fork State Park ➤ Scottish Rite Auditorium 	<ul style="list-style-type: none"> ➤ Mid-East Career Center ➤ Zane State College – Willet-Pratt Training Center 	<ul style="list-style-type: none"> ➤ Allwell ➤ Area Agency on Aging Region 9 ➤ Board of DD ➤ BMV ➤ Cedar Ridge ➤ Community Development Corp. ➤ Countryview Assisted Living ➤ Crossroads Library ➤ GCDJFS ➤ Guernsey County Administrative Offices ➤ Guernsey County Library ➤ People to People ➤ SEAT 	<ul style="list-style-type: none"> ➤ AMG Vanadium, Inc. ➤ Basic Systems Inc. ➤ Byesville Industrial Park ➤ Carter Lumber ➤ Colgate Palmolive Co ➤ D.O. Hall Business Center ➤ Encore Plastics Corporation ➤ I 70/ I 77 Industrial Park ➤ Laguna Clay ➤ LMI Custom Mixing LLC ➤ Petta Enterprises, LLC ➤ Picoma Industries ➤ Superior Steel Co

County	Medical	Commercial	Recreation	Education	Human Services	Industrial
Guernsey (Continued)	<ul style="list-style-type: none"> ➤ Gardentsky Dental ➤ Genesis Health Care ➤ Jefferies Chiropractic ➤ Kidney Care Centers of Cambridge (Dialysis Center) ➤ Luminous Eyecare ➤ Medical Associates ➤ Muskingum Valley Health Center ➤ South Eastern Ohio Orthopedics ➤ Southeastern Med ➤ Southeastern Ohio Orthopedics ➤ Superior Med ➤ The eye site ➤ VA Clinic ➤ Woodlawn Dental ➤ WorkPro/Rehab 	<ul style="list-style-type: none"> ➤ Mel's Curl Shop ➤ Mosser Glass ➤ Peoples Bank ➤ PNC Bank ➤ Post Office ➤ Riesbecks & Pharmacy ➤ Rite Aid Pharmacy ➤ Ruby Tuesday ➤ Staci's Hair Salon ➤ The Forum ➤ Theo's Restaurant ➤ Walmart & Walmart Pharmacy ➤ Wycoff's Barbershop 			<ul style="list-style-type: none"> ➤ Social Security Office ➤ Society of Equal Access ➤ Veteran's Services Senior Citizens Center 	<ul style="list-style-type: none"> ➤ Telling Industries ➤ Velocity Group
Harrison	<ul style="list-style-type: none"> ➤ Carriage Inn of Cadiz ➤ Gables Care Center ➤ Harrison Community Hospital ➤ Harrison County Home ➤ Sunnyslope Care Center ➤ Sunnyslope Skilled Nurse-Rehab 	<ul style="list-style-type: none"> ➤ Cigna ➤ Harrison Industries Inc ➤ Lkq Auto Parts ➤ Mc Donald's ➤ Taco Bell ➤ Wendy's 	<ul style="list-style-type: none"> ➤ Cadiz Country Club ➤ Clendening Lake ➤ Harrison State Forest ➤ Piedmont Lake ➤ Sally Buffalo Park ➤ Tappan Lake Park 	<ul style="list-style-type: none"> ➤ Belmont-Harrison Vocational School District 	<ul style="list-style-type: none"> ➤ Belmont-Harrison Career Center ➤ Board of DD ➤ County Home ➤ HCDJFS ➤ Veteran Services 	<ul style="list-style-type: none"> ➤ Cravat Coal CO ➤ Freeport Press ➤ Harrison County Industrial Park ➤ L J Smith Stair Systems ➤ Markwest Energy ➤ Ohio CAT ➤ Pizzino Hopedale Complex ➤ Utica East Ohio Gathering, LLC
Holmes	<ul style="list-style-type: none"> ➤ Joel Pomerene Memorial Hospital ➤ Millersburg Medical Center ➤ New Bedford Care Center 	<ul style="list-style-type: none"> ➤ Berlin Gardens, LLC ➤ Dometic Corp - Sanitation Division ➤ Fryburg Door, Inc. ➤ Guggisberg Cheese, Inc. ➤ Hiland Wood Products, Inc. ➤ Holmes Lumber & Building Center ➤ Keim Lumber ➤ Mullet Cabinet ➤ Rodhe's IGA ➤ Schrock's of Walnut Creek ➤ Tourism Berlin ➤ Tourism Charm ➤ Tourism Mt. Hope ➤ Troyer Cheese ➤ Valley View Oak, LLC ➤ Walmart ➤ Walnut Creek Foods, Inc. ➤ Weaver Leather, LLC 	<ul style="list-style-type: none"> ➤ Black Diamond Golf Course ➤ Crissey Memorial Swimming Pool ➤ Fire Ridge Golf Course ➤ Holmes County Trail ➤ Holmes Fair Grounds ➤ Killbuck Marsh Wildlife Area ➤ Lake Buckhorn (Boating & Fishing) ➤ Lower Killbuck Creek Wildlife Area ➤ Mohican Recreational Area 	<ul style="list-style-type: none"> ➤ Holmes County College Access ➤ The Ohio State University – Holmes County Extension 	<ul style="list-style-type: none"> ➤ Board of DD (HCBDD) ➤ Council on Aging, Inc. ➤ HCJFS ➤ Holmes County Training Center ➤ Knohoco Community Action ➤ Lynn Hope Industries ➤ Veteran Services 	<ul style="list-style-type: none"> ➤ Action Coupling & Equipment ➤ Case Farms ➤ Centor Gerresheimer ➤ Holmes Redimix ➤ International Automotive Components Group ➤ Kent Elastomer Products, inc. ➤ Killbuck Industrial Park ➤ Loudonville Industrial Park ➤ ProVia Door ➤ ProVia Stone ➤ Robin Industries, Inc., Holmco Div. ➤ Sperry & Rice Manufacturing Co., LLC ➤ Wayne Dalton ➤ Yoder Lumber Co., Inc.

County	Medical	Commercial	Recreation	Education	Human Services	Industrial
Jefferson	<ul style="list-style-type: none"> ➤ Ambulance Service of Steubenville ➤ Carriage Inn of Steubenville ➤ Express Care ➤ Heritage Home Care ➤ Lancia Villa Royale ➤ Laurels of Steubenville ➤ Sienna Woods Nursing & Rehab ➤ Sunset Health Care ➤ Trinity Medical Center West/East ➤ Valley Hospice 	<ul style="list-style-type: none"> ➤ Applebees Neighborhood Grill ➤ Biggio Ford Lincoln Mercury ➤ Bob Evans ➤ First Data Payment Services ➤ Fort Steuben Mall ➤ Fraley & Schilling ➤ G&G Agency ➤ Harbor Freight ➤ Herald Star ➤ Kroger Co ➤ Labelle News Agency ➤ LKQ 250 Auto ➤ Lowes Home Centers, Inc ➤ Planet Fitness ➤ Riesbeck's Food Markets ➤ Rural King ➤ SUMO ➤ Texas Road House ➤ TJ Maxx ➤ Walmart ➤ WTOV 	<ul style="list-style-type: none"> ➤ Beatty Park ➤ Belleview Municipal Park ➤ Brush Creek Wilderness Area ➤ Fernwood State Forest ➤ Friendship Park ➤ Jefferson State Park Division ➤ New Alexandria Park ➤ Steubenville Country Club 	<ul style="list-style-type: none"> ➤ Eastern Gateway Community College ➤ Franciscan University of Steubenville ➤ Jefferson Community College ➤ Jefferson County Educational Service Center (ESC) ➤ Jefferson County Joint Vocational School ➤ Ohio Mid-Eastern Regional Education Service Agency (OME-RESA) 	<ul style="list-style-type: none"> ➤ Board of DD ➤ Jeffco Services, Inc. ➤ Jefferson County Community Action Council, Inc. ➤ Prime Time Office on Aging ➤ Veterans Service Commission 	<ul style="list-style-type: none"> ➤ AEP Generation Resource ➤ Apex Environmental ➤ Bechtel Construction Co ➤ Bill De Noon Lumber Co ➤ Cardinal Operation Co ➤ FirstEnergy Generation Corp ➤ JSW ➤ Ohio Power Co ➤ Titanium Metals Corp
Muskingum	<ul style="list-style-type: none"> ➤ Adams Lane Care Center ➤ Allwell Behavioral Health Services ➤ Altercare of Zanesville ➤ Beckett House At New Concord ➤ Brookdale- Zanesville ➤ Coler Hospice Ltd ➤ DaVita Zanesville Dialysis ➤ Genesis Cancer Care ➤ Genesis Hematology & Cancer Center ➤ Genesis Hospital ➤ Good Samaritan Medical-Rehab ➤ Kidney Care Center ➤ Muskingum Behavioral Health ➤ Muskingum Counseling Center ➤ Muskingum Valley Health ➤ Muskingum Valley Health/ Pinkerton Lane ➤ Prime Care 	<ul style="list-style-type: none"> ➤ Applebee's ➤ Bob Evans Restaurant ➤ Buffalo Wild Wings Grill & Bar ➤ Century National Bank ➤ Colony Square Mall ➤ Community Bank ➤ Cracker Barrel Old Country Str ➤ Dutro Ford Lincoln Inc ➤ Golden Corral Buffet & Grill ➤ Home Depot ➤ Huntington Bank ➤ Kohl's ➤ Kroger ➤ Longhorn Steakhouse ➤ Lowe's Home Improvement ➤ Mc Donald's ➤ North Valley Bank ➤ Red Lobster ➤ Riesbecks - South and Downtown ➤ Sam's Club ➤ Tee Jaye's Country Place ➤ Tumbleweed Tex-Mex Grill 	<ul style="list-style-type: none"> ➤ Blue Rock Forest ➤ Dillon Lake & Wildlife Area ➤ Dresden River Park ➤ Eaglesticks Golf Club ➤ Fieldhouse Fitness ➤ Lake Isabella ➤ Monroe Basin Wildlife Area ➤ Muskingum County Fair Grounds ➤ Muskingum Recreation Center ➤ Muskingum Recreational Trail ➤ Powelson Wildlife Area ➤ Secrest Auditorium ➤ Sunrise Strikes ➤ Tri-Valley Wolford Park ➤ Vista Golf Course ➤ Wilds ➤ Zanesville Country Club ➤ Zanesville Riverside Park 	<ul style="list-style-type: none"> ➤ Adult Center for Education ➤ Mid-East Career & Tech Center ➤ Muskingum University ➤ Ohio University Zanesville ➤ Zane State College 	<ul style="list-style-type: none"> ➤ Air National Guard ➤ Board of DD – Starlight ➤ Center for Seniors ➤ Christ Table ➤ Dresden Volunteer Fire Department ➤ Falls Twp Fire Dept ➤ Health Department ➤ MCJFS ➤ Muskingum County Children Services ➤ Muskingum County Court House ➤ Muskingum County Library ➤ Muskingum Juvenile Court ➤ Quality Care Partners ➤ Social Security Office ➤ The Carr Center ➤ United Way ➤ Veterans Services ➤ Zanesville City Hall ➤ Zanesville Civic League 	<ul style="list-style-type: none"> ➤ SB's Sewing ➤ Advantage Tank Lines ➤ Airport Park ➤ Alaska Steel Corp ➤ Autozone Distribution Center ➤ Axion International Holdings ➤ Ballas Egg Products Corp ➤ Bilco Company ➤ Cardinal Health ➤ Dollar General Dstrbtn Center ➤ Eastpointe Business Park ➤ Fantatics ➤ Goodwill Industries, Inc ➤ Goss Supply CO ➤ Jordan Services LLC ➤ Kellogg CO ➤ Lepi Enterprises Inc ➤ Lumi-Lite Candle CO Inc ➤ Neff Machinery & Supply Inc ➤ Nestle Purina Pet Care CO ➤ Northpointe Business Park ➤ Ohio Textile ➤ Orthopedic Associates

County	Medical	Commercial	Recreation	Education	Human Services	Industrial
Muskingum (Continued)	<ul style="list-style-type: none"> ➤ SEO Heart Lung & Vascular Center ➤ Six County Inc ➤ Willow Haven Care ➤ Zandex Health Care ➤ Zanesville Cardiology 	<ul style="list-style-type: none"> ➤ UPS Customer Center ➤ Walmart Supercenter ➤ Wendy's ➤ Zanesville Times Recorder 			<ul style="list-style-type: none"> ➤ Zanesville Municipal Court ➤ Zanesville-Muskingum Health Department ➤ ZMHA 	<ul style="list-style-type: none"> ➤ Penda Form Corp ➤ Pepsi Bottling Group ➤ Plaskolite ➤ Producers Service Corp
Tuscarawas	<ul style="list-style-type: none"> ➤ Amberwood Manor ➤ Claymont Health and Rehabilitation ➤ Cleveland Clinic Union Hospital ➤ Community Mental Healthcare Inc. ➤ Davita Dialysis ➤ Fresenius Dialysis Services ➤ Hennis Care Centre ➤ Louis Stokes VA Multi-Specialty Outpatient Clinic ➤ Oak Pointe Nursing Home ➤ Park Village Health Care Center ➤ Park Village Southside ➤ Schoenbrunn Healthcare ➤ Trinity Twin City Hospital 	<ul style="list-style-type: none"> ➤ BellStores ➤ Blazin Burgers ➤ Bob Evans ➤ Breitenbach Wine Cellars ➤ Buehler's Fresh Foods ➤ Canal Street Diner ➤ Dairy Queen ➤ Giant Eagle Supermarket ➤ Goodwill Industries of Greater Cleveland & East Central Ohio ➤ Lee's Famous Recipe Chicken ➤ Lockport Brewery ➤ Lowes Home Improvement ➤ Menards ➤ New Towne Mall ➤ PNC Bank ➤ Rite Aid ➤ Sherwin Williams ➤ Shoney's Dover ➤ Swiss Village Bulk Foods ➤ Wallhouse Coffee Co ➤ Wal-Mart Stores ➤ Zimmer Orthopedic 	<ul style="list-style-type: none"> ➤ Adkins Raceway ➤ Beach City Wildlife Area ➤ Big Bend Golf Course ➤ Bullseye Pheasant Preserve ➤ Dundee Falls ➤ McCluskey Park ➤ Midvale Speedway ➤ New Philadelphia Canoe Rentals ➤ Oak Shadows Golf Club ➤ Schoenbrunn Village ➤ Southside Community Park ➤ Thornwood Park ➤ Tuscora Park ➤ Uhrichsville Water Park ➤ Union Country Club ➤ Wilkshire Golf Course ➤ Zoar Village Golf Course 	<ul style="list-style-type: none"> ➤ Buckeye Career Center ➤ Kent State University at Tuscarawas 	<ul style="list-style-type: none"> ➤ Adult Development Services ➤ Avenues of Adventure ➤ Board of DD ➤ Consumer Support Services ➤ Dover Phila Food Bank Church of the Final Harvest ➤ Horizons of Tuscarawas & Carroll Counties Inc. ➤ Person Center Services Inc ➤ Society for Equal Access ➤ Starlight Enterprises Inc ➤ Stepping Stones Workshop ➤ TCJFS ➤ Tuscarawas County Health Department ➤ Tuscarawas County Senior Center ➤ Veterans Services 	<ul style="list-style-type: none"> ➤ Allied Machine & Engineering ➤ Cable Manufacturing and Assembly Co, Inc. ➤ Castings USA ➤ Cookson Industrial Park ➤ Cooper Standard ➤ Deeds Industrial Park ➤ Dennison Park ➤ Dover Chemical ➤ Dover Industrial Park ➤ Finishing Touch Flooring ➤ Freeport Press ➤ Galicks ➤ Gradall Industries ➤ Harris Battery ➤ Hicks Industrial Roofing ➤ Hilltop Properties Industrial Park ➤ Knisely New Philadelphia Industrial Park ➤ Lawrence Township Industrial Park ➤ Marlite Inc ➤ Marsh Industries, Inc ➤ Mondy Bags USA ➤ Mushrush Utility Contracting ➤ Newcomerstown Industrial Park ➤ North Star Metal Manufacturing ➤ Reeves Mill Industrial Park ➤ Regional Tech-Park ➤ Reymond Products International ➤ Rich Industries ➤ Schwartz Distributing ➤ Strasburg Industrial Park ➤ Suez Water Technologies & Solutions ➤ Superior Clay Corporation

II. Population Demographics

In the OMEGA Region, there are 10 total counties that make up the entire region population of (2023 estimated population). In order of largest to the smallest county in population, these include:

- Columbiana County (2023 Population: 100,182);
- Tuscarawas County (2023 Population: 91,874);
- Muskingum County (2023 Population: 86,305);
- Belmont County (2023 Population: 64,918);
- Jefferson County (2023 Population: 64,026);
- Holmes County (2023 Population: 44,386);
- Guernsey County (2023 Population: 38,089);
- Coshocton County (2023 Population: 36,869);
- Carroll County (2023 Population: 26,758);
- Harrison County (2023 Population: 14,159).

The three largest cities in the region are:

- Zanesville (2023 Population: 24,651);
- Steubenville (2023 Population: 18,003);
- New Philadelphia (2023 Population: 17,602)

Population Trend and Projection for Every Five Years Until 2040

As shown in **Exhibit 2-1A**, the population in the OMEGA Region is projected to decline by about 4% between now and 2040. Although the population for the region is forecasted to decline over the next 20 years, it is very gradual at 0.6% every 5 years. These projections may very well change and increase depending on the impacts of the oil and gas industry in the eastern part of the region with the proposed ethane cracker plant in Belmont County in the near future.

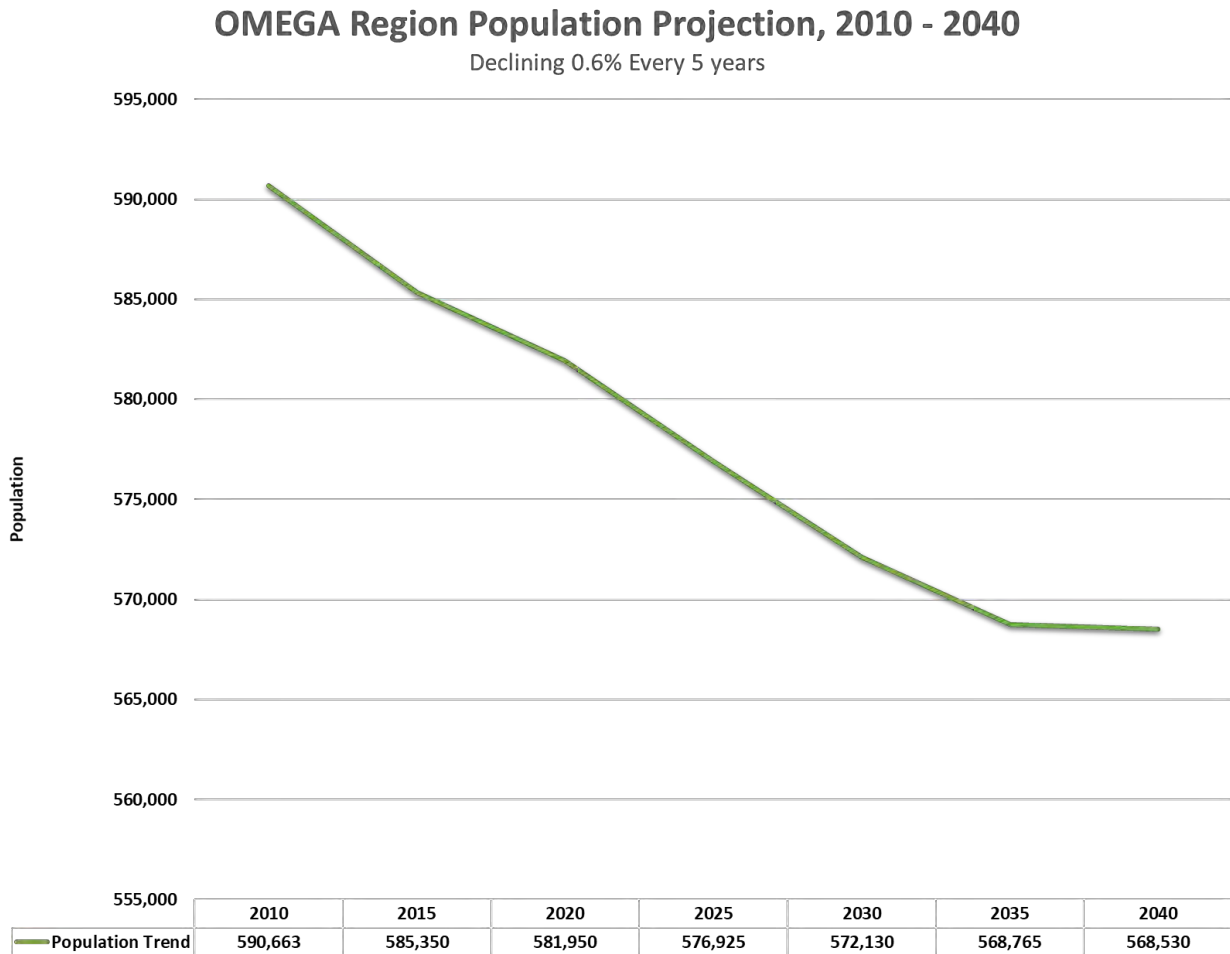


EXHIBIT 2-1A TOTAL POPULATION PROJECTION

Source: Ohio Development Services Agency, Office of Research; April 2018

Total Population Projection by Age Group

From the onset, the population projection by age group in the OMEGA Region will have two age groups with significant growth as shown in **Exhibit 2-1B**. These two age groups are 0-14 years old and 65 and over as they make up a significant portion of the population over the next 20 years. The 55-64 years old age group as well as the 45-54 years old age group show a steep decline over the same length of time. All other age groups seem to be level with neither a significant increase nor decrease. The senior population age 65 years old and over is projected to be the largest age group population in the region by year 2020 and continuing through 2040.

OMEGA Region Population Project by Age, 2010 - 2040

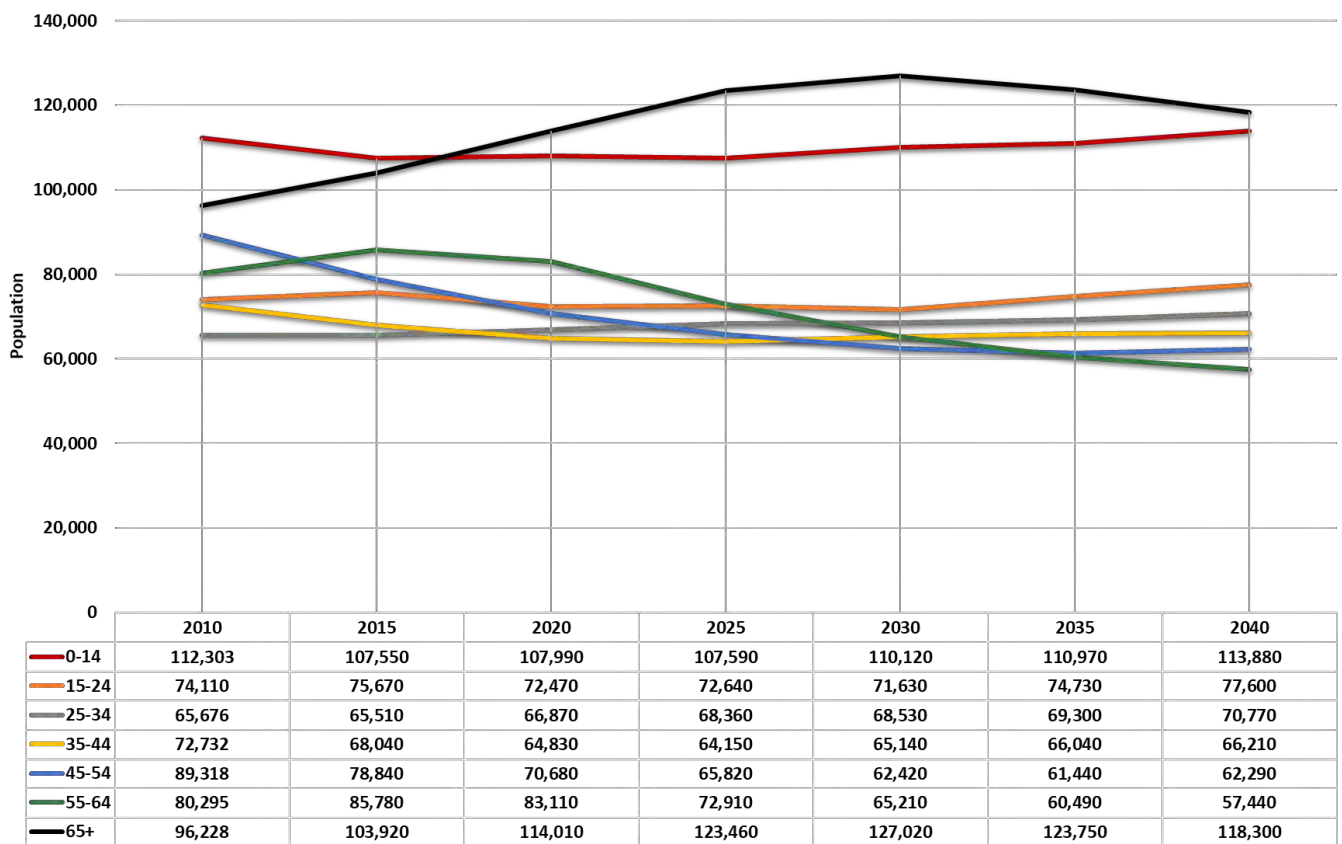


EXHIBIT 2-1B TOTAL POPULATION PROJECTION BY AGE

Source: Ohio Development Services Agency, Office of Research; April 2018

Total Population by Age Group

Currently, the two largest age groups in the OMEGA region are the 0-18 years old and 65 and over age group. They both have an equal share in population at 18% of the population age groups. A little more than half the population in the region, 54%, is younger than the age of 44 years old. Only a third of the overall population is age 55 years old or older and in the next 10 years will influence the growth of the senior age population even larger than it currently is.

OMEGA Region Total Population by Age Group

Total Population: 584,566

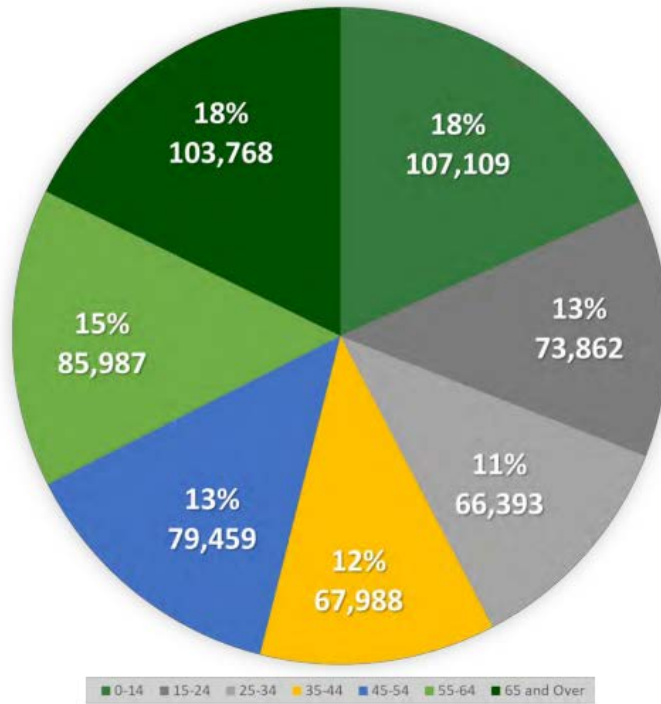


EXHIBIT 2-2 - TOTAL POPULATION BY AGE

Source: Ohio Development Services Agency, Office of Research; April 2018

EXHIBIT 2-2 - TOTAL POPULATION BY AGE

Source: 2018-2022 AMERICAN COMMUNITY SURVEY; June 2024

Total Population by Race

Over 92.8% of the population in the OMEGA region is White (non-Hispanic), 2.3% of the population is Black/African American, 1.6% are Hispanic/Latino, and under 1% are either Asian, Pacific Islander, Native American or other. Another portion of the population at 2.8% is a combination of two or more races.

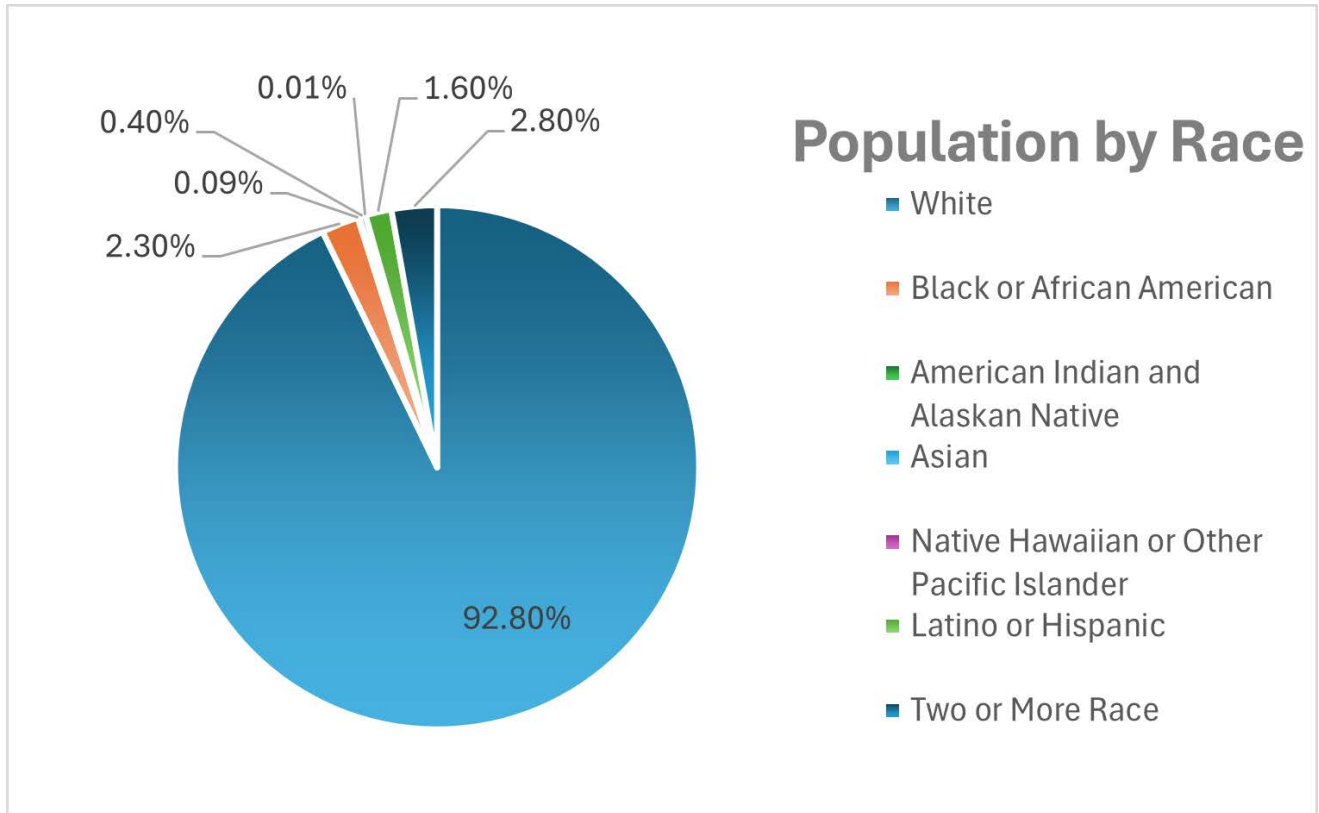
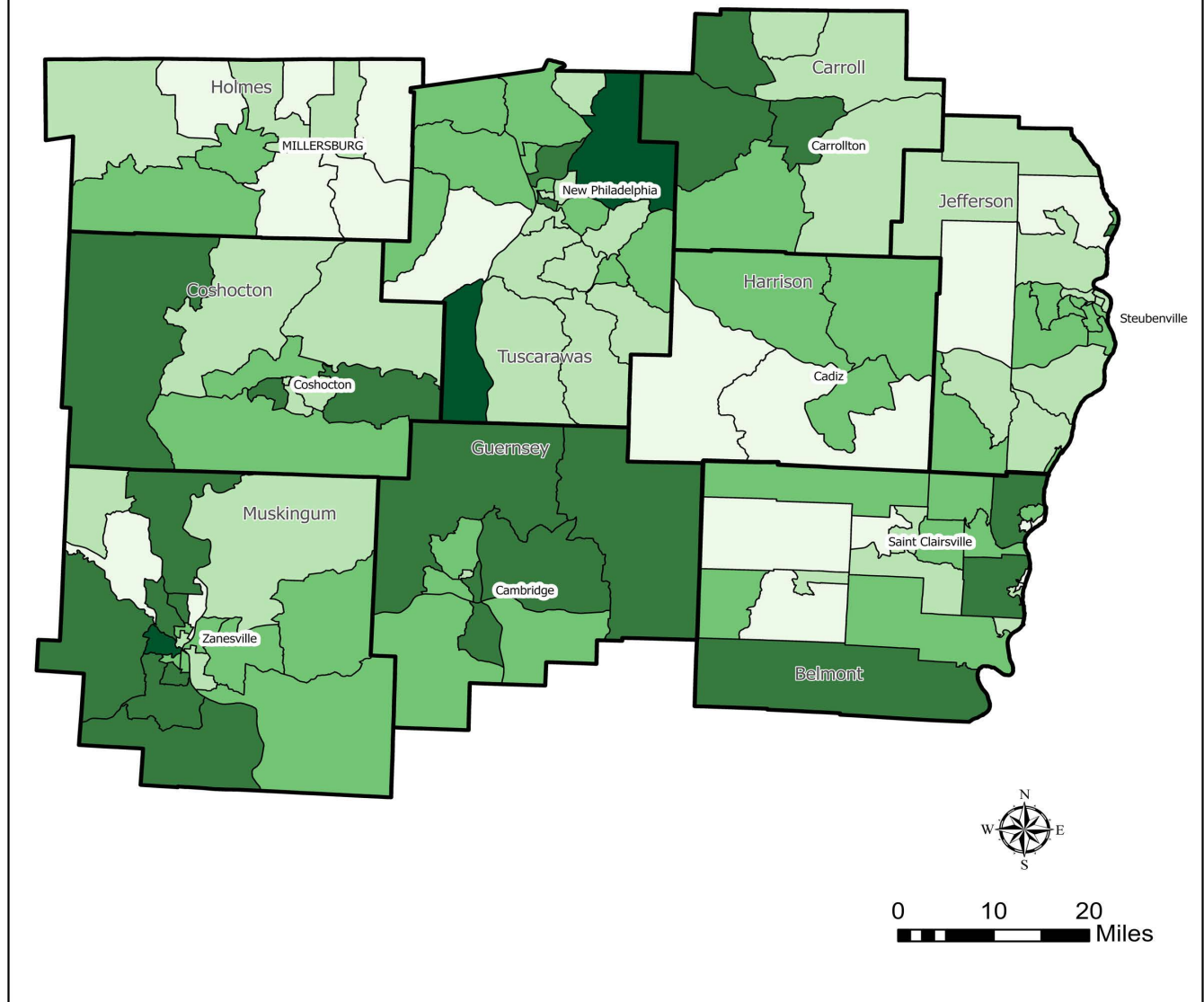


EXHIBIT 2-3 - TOTAL POPULATION BY RACE
Source: U.S. Census Bureau, 2023 American Community Survey 5-Year Estimates

OMEGA Region Minority Population 2017 - 2021



Minority Population by Census Tract



Corinna Fleeman
10/26/2023

MAP 2-1 – OMEGA REGION MINORITY POPULATION

According to Map 2-1, the approximate 6% of the minority population in the region is distributed proportionately throughout the 10 counties. The range of the population concentration in the map is from 0 (light green) to at most 1,278 people (dark green) per census tract. Only a few counties have a higher concentration of minority population compared to the rest of the region: Belmont, Columbiana, Jefferson, and Muskingum. In these counties the minority population appears to be in or around the county seats, such as Lisbon, Steubenville, St. Clairsville, and Zanesville.

Number and Percentage of People with Disabilities

The disability rate is important relating to transit and human services transportation use. Many people with disabilities lack the mobility to transport themselves and rely on other modes of transportation. Often, they rely on their family, friends, neighbors, or other public transit options. The current disability rate in the OMEGA region is 15%, which is slightly greater than the state of Ohio's disability rate at 13.9%. This means that 88,860 people who live in the region are living with a disability either mental, cognitive or physical that may require assistance with their transportation needs for their daily activities. As the population continues to age the disability rate may increase as well.

OMEGA Region Disability Rate

State of Ohio Disability Rate - 13.9%

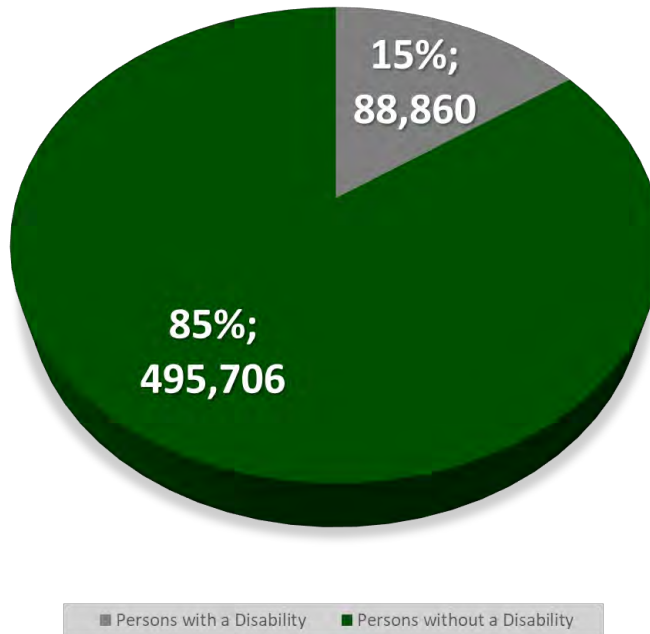
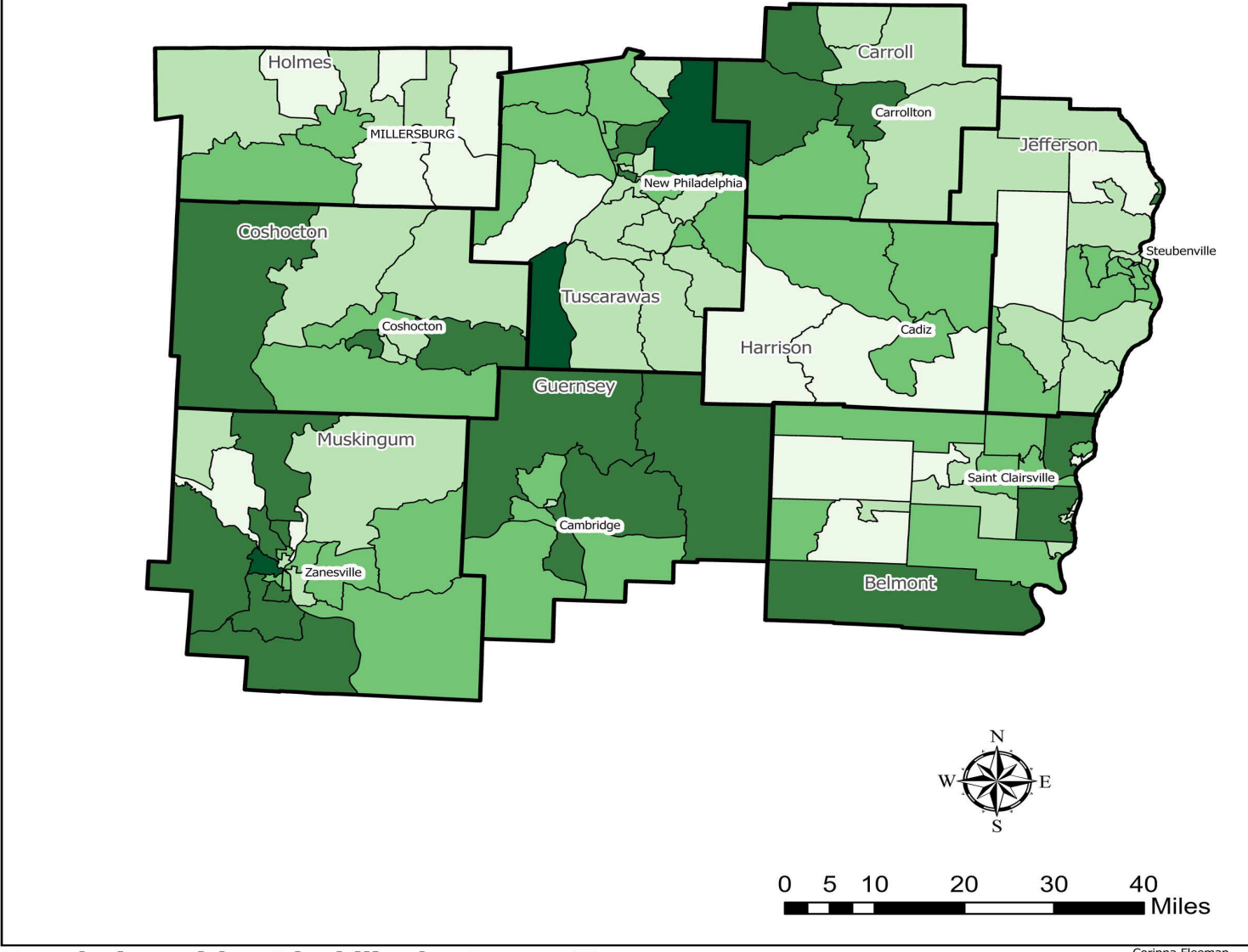


EXHIBIT 2-4 – DISABILITY RATE

Source: U.S. Census Bureau, 2013-2017 American Community Survey 5-Year Estimates

OMEGA Region Population with a Disability 2017 - 2021

Map 2-2 shows the distribution of persons with any disability throughout the OMEGA region. The number of disabled persons per census tract ranges from 132 people (light green) up to 1,247 people (dark green). The areas in the region that have the highest number of people with disabilities are south and southwest Belmont County, north, central and east Guernsey County, north Zanesville in Muskingum County, south of New Philadelphia in Tuscarawas County, northwest Harrison County, and most of Columbiana County in the south, central and northeastern parts of the county. Every census tract in the western extreme of the region in Coshocton, Muskingum, and Holmes counties have a minimum 565 people with a disability per each census tract. These are the areas that may benefit from more presence of services for people with disabilities.



Population with a Disability by Census Tract

Corinna Fleeman
09/06/2023

- | | |
|--|---|
| <ul style="list-style-type: none"> 0 - 300 301 - 500 501 - 700 | <ul style="list-style-type: none"> 701 - 1000 1001 - 1400 |
|--|---|



MAP 2-2: OMEGA REGION POPULATION WITH ANY DISABILITY, BY CENSUS TRACT
Source: U.S. Census Bureau, 2013-2017 American Community Survey 5-Year Estimates

Number and Percentage of Households with Incomes Below the Federal Poverty Level

The federal household poverty level is defined as a four-member household with a combined income below \$24,600 for the year, or \$2,050 for the month. In the OMEGA Region, there are currently 58,874 households (13.7%) below the federal poverty level and this is greater than Ohio's average households below poverty rate of 13.2%. Access to affordable transportation options may be beneficial to households with incomes below the federal poverty level.

OMEGA Region Households Below Poverty

State of Ohio - Households Below Poverty - 13.2%

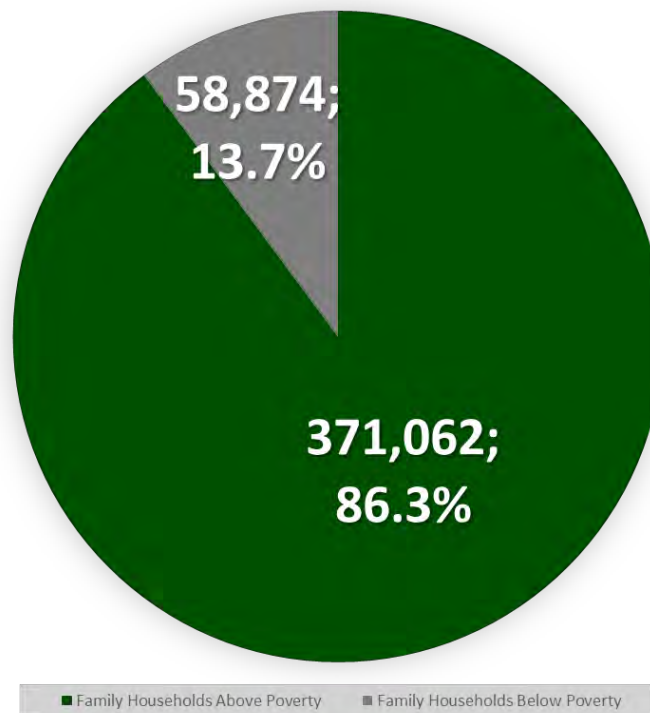


EXHIBIT 2-5 – OMEGA REGION HOUSEHOLDS BELOW FEDERAL POVERTY LEVEL

Source: U.S. Census Bureau, 2013-2017 American Community Survey 5-Year Estimates

Number and Percentage of Individuals with Incomes Below the Federal Poverty Level

The federal poverty level for an individual is one person with an annual income of \$12,490 or less. Individuals who live below the poverty level generally are unable to afford many services. Many of these individuals who live below poverty are unable to afford their own vehicles, and may have to rely on family, friends, or neighbors to help them meet their daily transportation needs. In the OMEGA Region, there are 87,800 individuals who live below the poverty level which equates to 15.5% of the total population. This is similar to the individual poverty level in the state of Ohio of 15.4%. Connecting these individuals to employment opportunities in the region with more transit or transportation options may strengthen the regional economy.

OMEGA Regional Population Poverty Level

State of Ohio Average - 15.4%

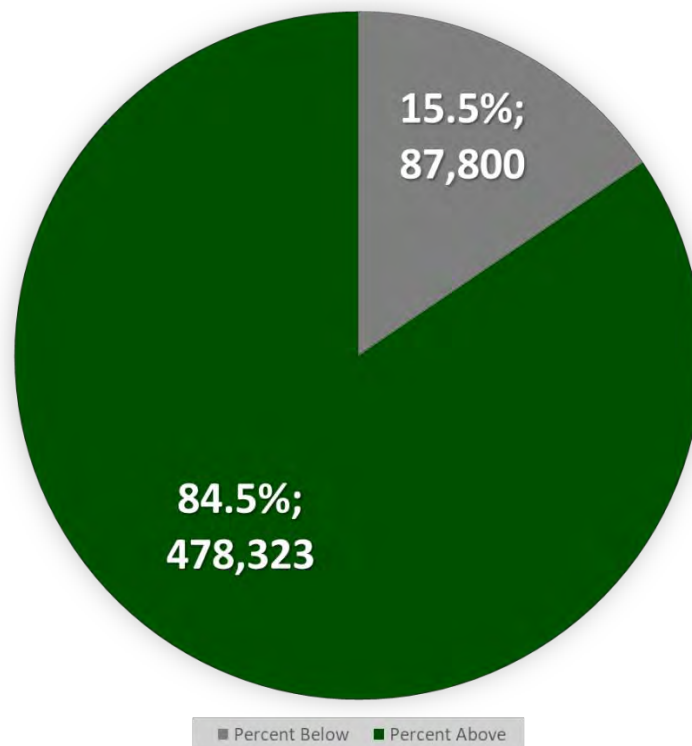
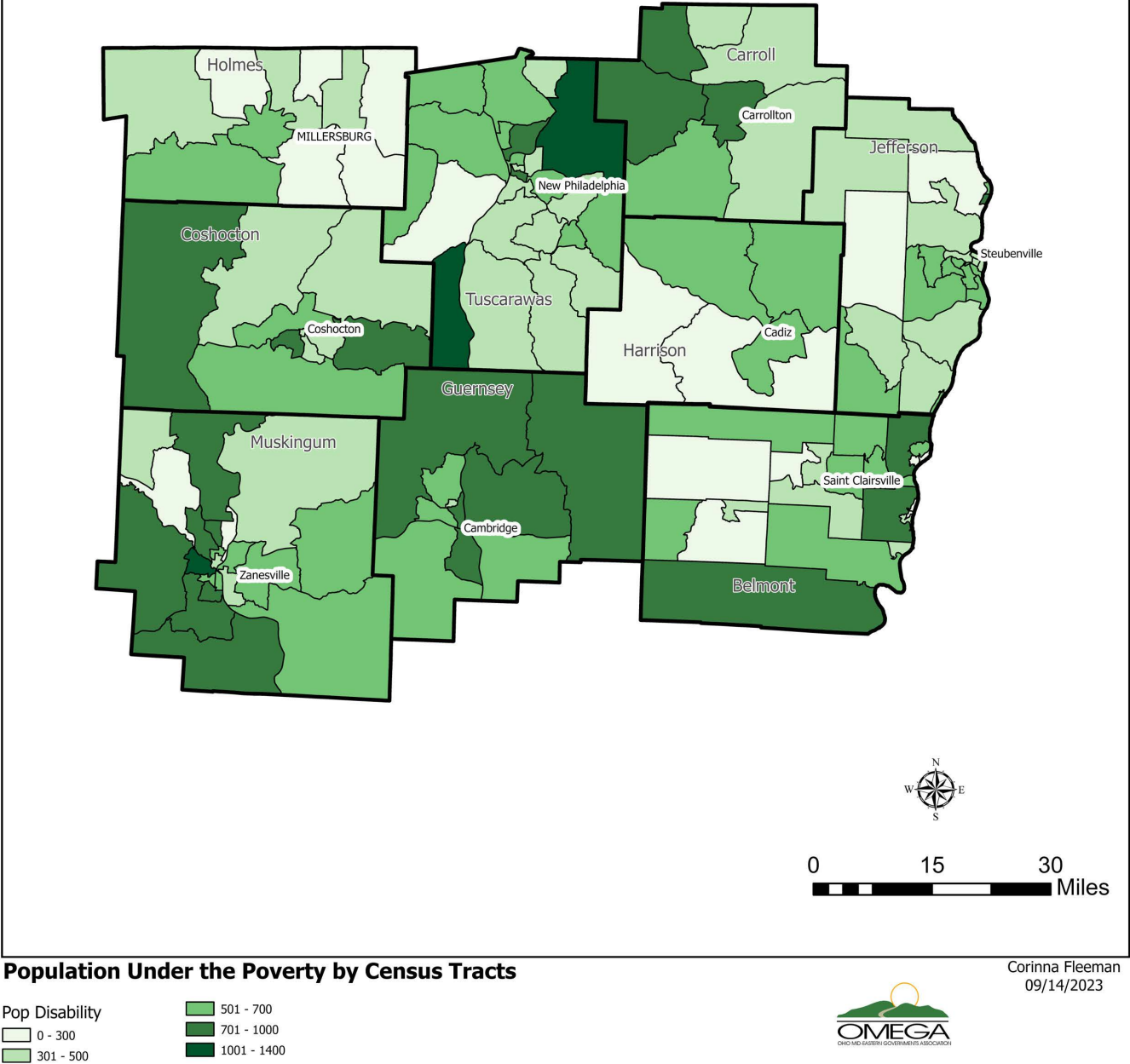


EXHIBIT 2-6 – OMEGA REGION INDIVIDUALS BELOW FEDERAL POVERTY LEVEL

Source: U.S. Census Bureau, 2013-2017 American Community Survey 5-Year Estimates

OMEGA Region Population Under the Poverty Line 2017 - 2021

Map 2-3 displays the population of individuals that live below the poverty level in the region by census tract. Each county in the region has different concentrations where poverty exists. Guernsey County has the highest level of poverty at 20.2% or 7,857 individuals. Harrison and Jefferson County have the next two highest poverty levels in the region at 18.1%, 2,756 individuals, and 17.2%, 11,208 individuals, respectively. The county with the lowest poverty rate is Holmes County at 12.9% of the entire county population, or 5,504 individuals. The counties that have higher rates of individual poverty may benefit from more availability of transportation services.



MAP 2-3 – OMEGA REGION POVERTY LEVEL BY INDIVIDUAL

Percent of Population with Limited English Proficiency

The age for determining English language proficiency is 5 years old. In the OMEGA Region, the total population that is 5 years and over is 548,524. This is the population from which the percentage of the region's limited English proficiency is determined. According to **Exhibit 2-7**, there are 14,271 individuals in the region of which 8,158 live in Holmes County who are considered to speak English "less than very well." This equates to 2.6% of the total population aged 5 years and over and is slightly higher than the 2.4% in the state of Ohio.

OMEGA REGION LIMITED ENGLISH PROFICIENCY

■ Percent Speak English "Very Well" ■ Percent Speak English "Less than Very Well"

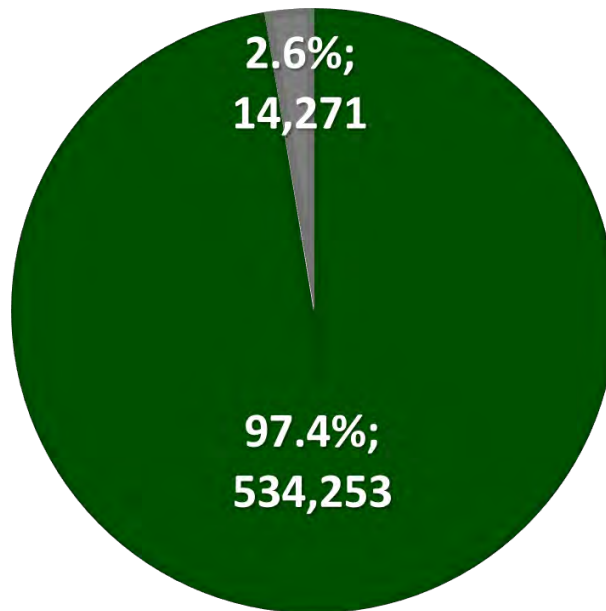
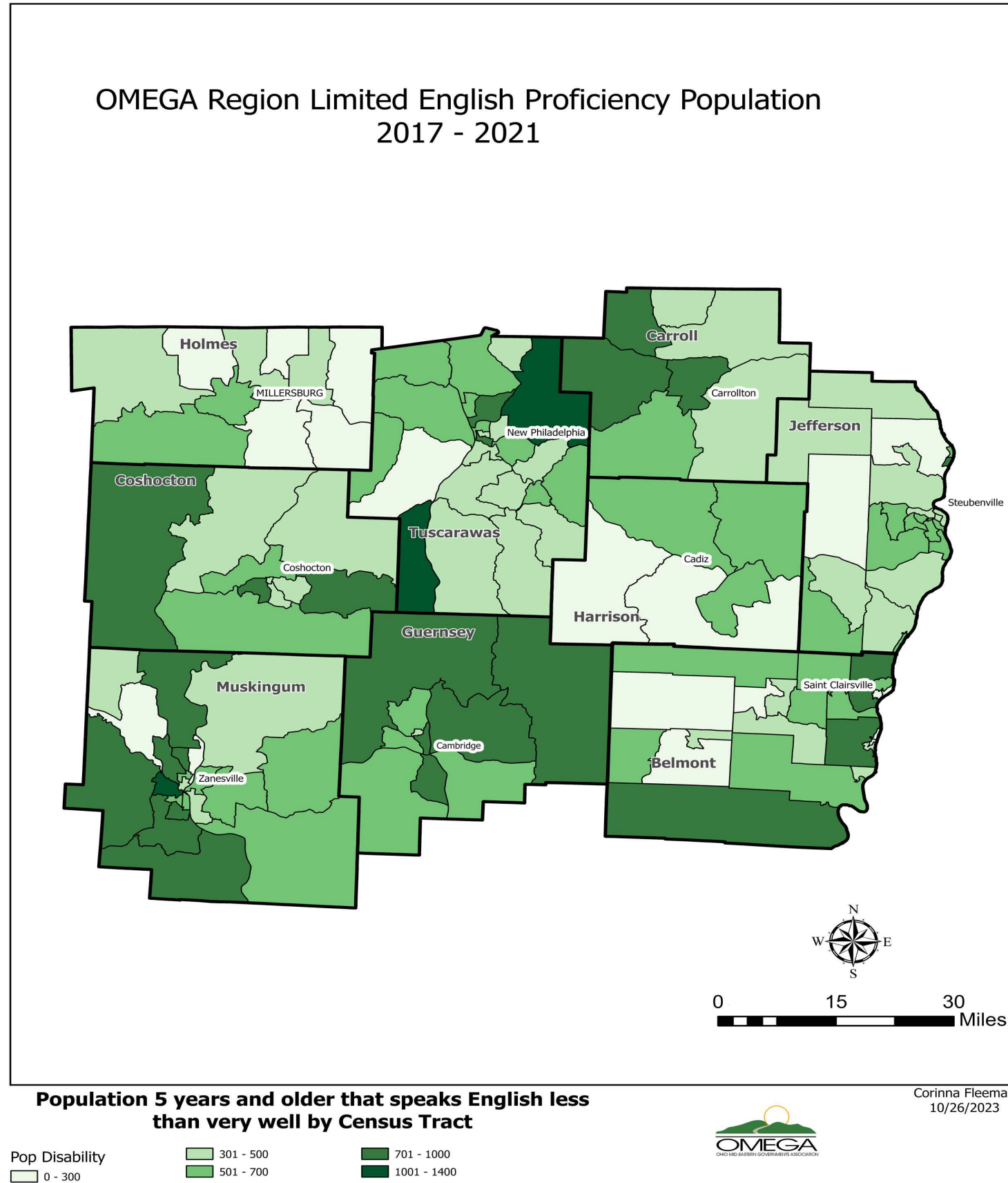


EXHIBIT 2-7 – OMEGA REGION POPULATION WITH LIMITED ENGLISH PROFICIENCY

Source: U.S. Census Bureau, 2013-2017 American Community Survey 5-Year Estimates

OMEGA Region Limited English Proficiency Population 2017 - 2021

Map 2-4 illustrates the OMEGA region population with limited English proficiency. This map clearly illustrates that only 2.6% of the entire region has limited English proficiency. More than half, 57.2%, of the population with limited English proficiency reside in Holmes County. Persons with limited English proficiency are located primarily in the eastern part of the county as well as north and south of the county seat, Millersburg. This population also trickles into northeastern Coshocton County, northwestern Tuscarawas County. These areas of the region that have limited English proficiency may benefit from bilingual and other language services that can help them be more mobile throughout the region.



MAP 2-4: OMEGA REGION LIMITED ENGLISH PROFICIENCY POPULATION

Employment Status

The population that is eligible to be employed is the population 16 years old and older. In the OMEGA region, the population that is 16 years old and older is estimated at 455,060. The civilian labor force are the individuals eligible to work and who are currently employed or unemployed but are actively seeking employment. There are an estimated 260,300 individuals considered to be in the civilian labor force in the entire region. Of the total civilian labor force, there is an estimate of 14,100 individuals who are unemployed and 246,200 individuals who are employed. This population that is unemployed is roughly 3.1% of the total population 16 years old and older.

According to the 2017 US Census American Community Survey, for the civilian labor force, the unemployment rate is currently 5.5%, which is considered to be the percent of the civilian labor force that is unemployed and actively seeking employment. This is 0.8% more than the state of Ohio's unemployment rate at 4.7%. Transportation for a strong employment force is a key issue that faces the region. Access to reliable transportation is a key component to remaining employed.

OMEGA REGION EMPLOYMENT STATUS

UNEMPLOYMENT RATE (FROM CIVILIAN LABOR FORCE) - 5.5%

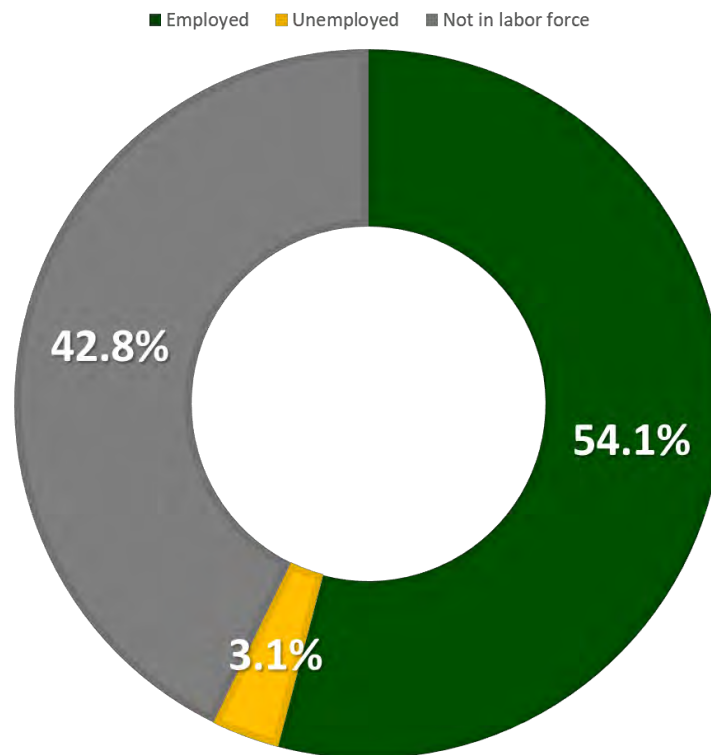


EXHIBIT 2-8 – EMPLOYMENT STATUS IN THE OMEGA REGION

Source: U.S. Census Bureau, 2013-2017 American Community Survey 5-Year Estimates

Number and Percentage of Zero-Vehicle Households

There are 229,247 occupied housing units, both renter and owner occupied, in the OMEGA region. Approximately 8% of the total households in the OMEGA region, or 18,642, do not own a vehicle or have access to a vehicle for their personal use. Often, people who don't own a vehicle have to rely on family, friends, neighbors and coworkers.

OMEGA Region Zero-Vehicle Households

Total Occupied Housing Units: 229,247

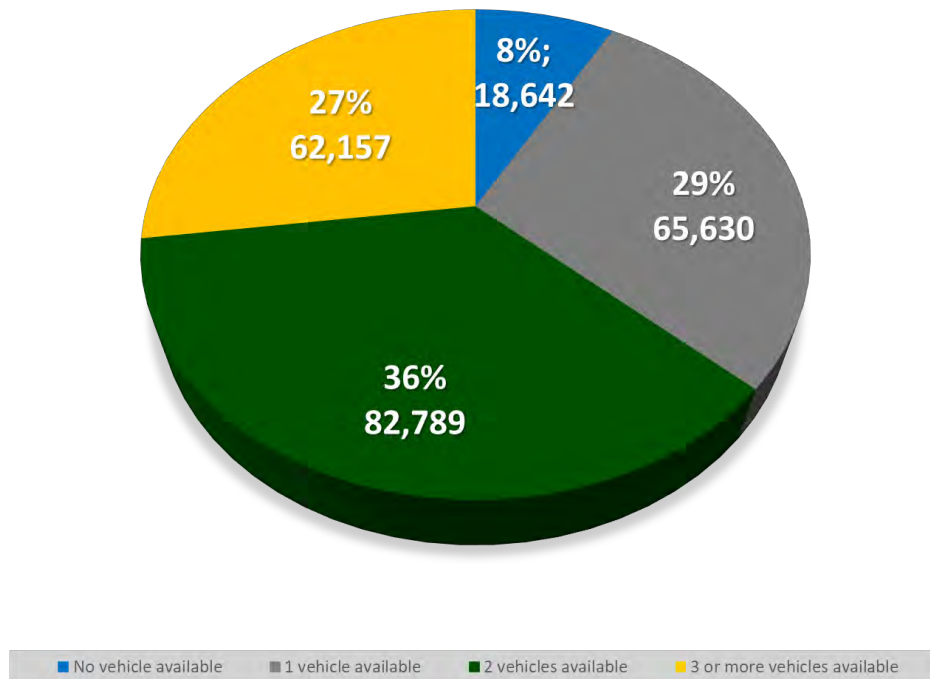


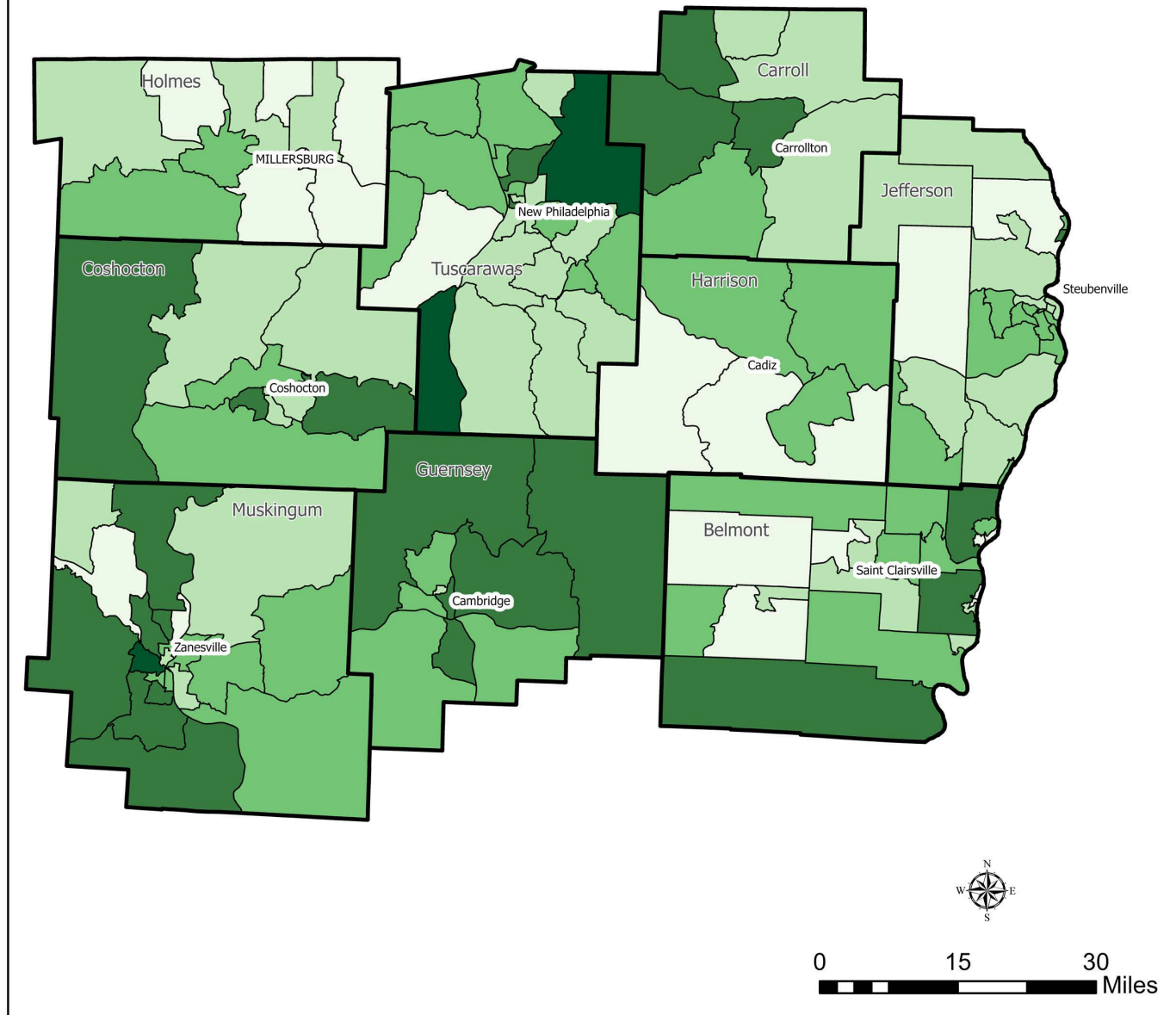
EXHIBIT 2-9 – OMEGA REGION ZERO-VEHICLE HOUSEHOLDS

Source: U.S. Census Bureau, 2013-2017 American Community Survey 5-Year Estimates

Map 2-5 represents all the occupied households, both owned and rented, in the region that do not own a vehicle. Not owning a vehicle may be due to financial circumstances that inhibits the household from being regularly mobile. The areas in the region that have a high concentration of households with zero-vehicles, primarily located in large Amish populations, which are eastern Holmes County and north and south of Millersburg, north Coshocton County, west Tuscarawas County. Other areas in the region with zero-vehicle households are north Carroll County, several block groups in Columbiana County, south and east Jefferson County along the river, south and east Belmont County along the river, central and north Harrison County, north central and east Guernsey County, and in Muskingum County surrounding the county seat of Zanesville. These areas of the region may benefit from more available transportation services. The most important piece of this puzzle is that persons who are currently employed have reliable transportation to their place of employment.

OMEGA Region Zero Vehicle Households 2017 - 2021

Map 2-5 represents all the occupied households, both owned and rented, in the region that do not own a vehicle. Reasons for not owning a vehicle may range from financial constraints to having other means of transportation (i.e., bike, buggy) to other unique circumstances that inhibit the household from being regularly mobile. The areas in the region that have a high concentration of households with zero-vehicles, primarily located in large Amish populations, which are eastern Holmes County and north and south of Millersburg, north Coshocton County, and west Tuscarawas County. Other areas in the region with zero-vehicle households are north Carroll County, several block groups in Columbiana County, south and east Jefferson County along the river, south and east Belmont County along the river, central and north Harrison County, north central and east Guernsey County, and in Muskingum County surrounding the county seat of Zanesville. These areas of the region may benefit from greater access to and availability of transportation services. It is important that persons who are currently employed have reliable transportation to their place of employment.



Zero Vehicle Households by Census Tract

Pop Disability	501 - 700
0 - 300	701 - 1000
301 - 500	1001 - 1400



Corinna Fleeman
10/23/2023

MAP 2-5 – OMEGA REGION HOUSEHOLDS WITH ZERO-VEHICLES

Commuting to Work

The average worker commuting to their place of employment matters as it relates to transit and human service transportation because these trips make up most of the trips in the week. The total workers 16 years old and over employed in the region is 246,200. Those who drive alone to work make up 82.6% (203,361 employees) of the commuters, which is the majority. The second largest group of commuters are those who carpool in the region, which is 9.1% (22,404 employees). The third largest group is the 3.4% (8,370 employees) who work from home. Next largest group of commuters are the employees who walk to work, which is 2.7% (6,647 employees). Only 1.1% (2,708 employees) of the total commuters use a taxicab, motorcycle, or other means to get to work. Roughly 0.8% (1,970 employees) bicycle to work and lastly only 0.3% (739 employees) use public transit to get to work. The average commute time to work in the OMEGA Region is 24.6 minutes which is 1.2 minutes longer compared to Ohio's average of 23.4 minutes.

OMEGA REGION COMMUTING TO WORK

WORKERS 16 YEARS AND OVER - 246,200

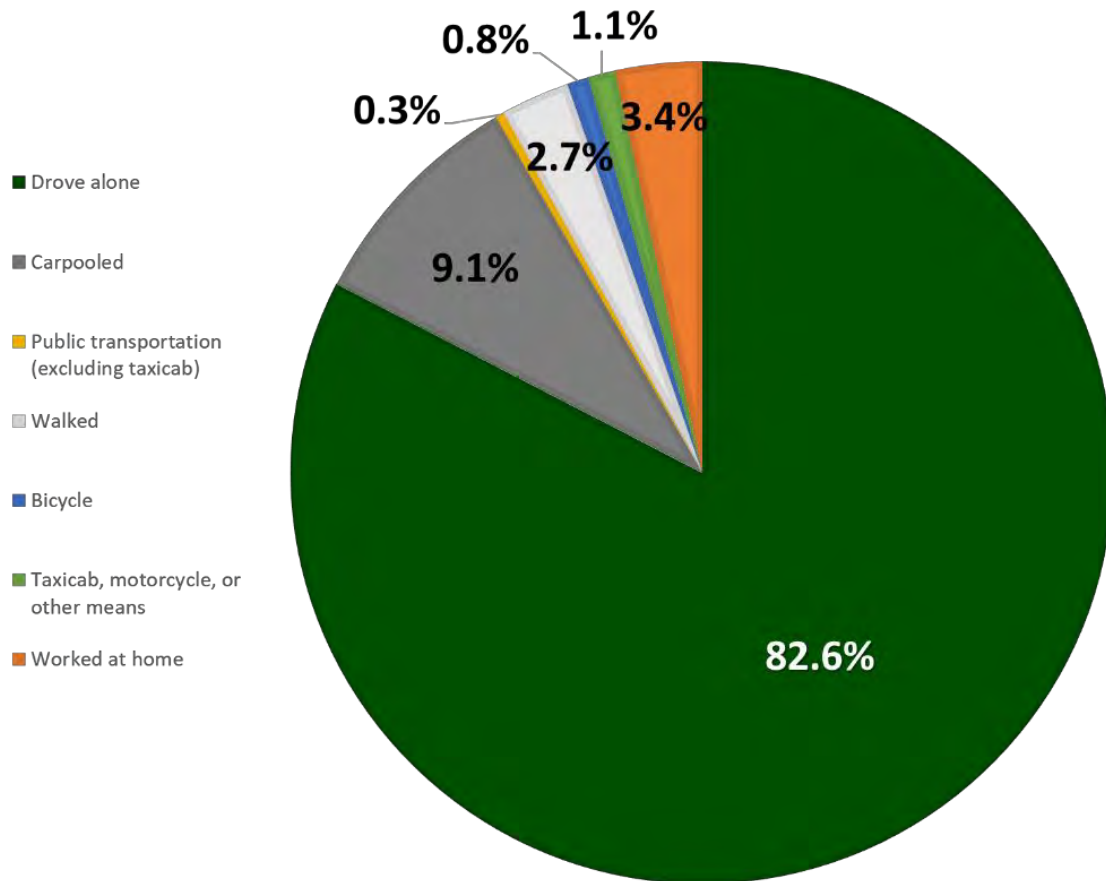


EXHIBIT 2-10 – OMEGA REGION COMMUTING TO WORK (AVERAGE COMMUTE TIME: 24.6 MINUTES)

Source: U.S. Census Bureau, 2013-2017 American Community Survey 5-Year Estimates

Region Place of Work – State

Where people work may be due to job availability, access to transportation, and their location geographically. All counties in the region excluding Harrison County border another county in another region or state. Three counties, Belmont, Columbiana, and Jefferson border West Virginia or Pennsylvania. Many of the residents in these counties cross state lines for employment opportunities. Approximately 10% (25,971 employees) of the employees in the OMEGA region leave the state of Ohio for work in neighboring states.

OMEGA Region Place of Work - State of Ohio

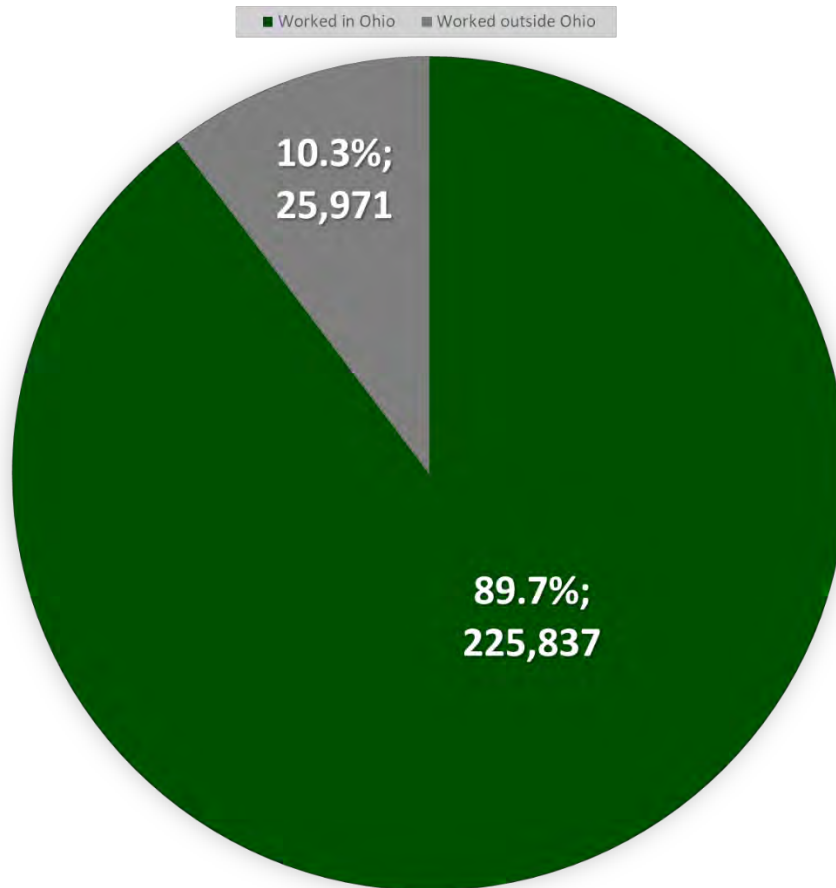


EXHIBIT 2-11A – OMEGA REGION EMPLOYEES’ PLACE OF WORK - STATE

Source: U.S. Census Bureau, 2013-2017 American Community Survey 5-Year Estimates

Region Place of Work – County of Residence

Approximately 28% (63,821) of the workers in the OMEGA region that work in Ohio, work in a different county than which they live. In many cases, there may be many job opportunities for people that live on the fringe of county lines and it is easier and closer for them to travel across to the next county than stay in their home county for work. Since 28.5% travel out of the county they live for work, then there may be an opportunity to provide more human services transportation or regional public transit to help people get to and from their job with reliable transportation.

OMEGA Region Place of Work - County of Residence

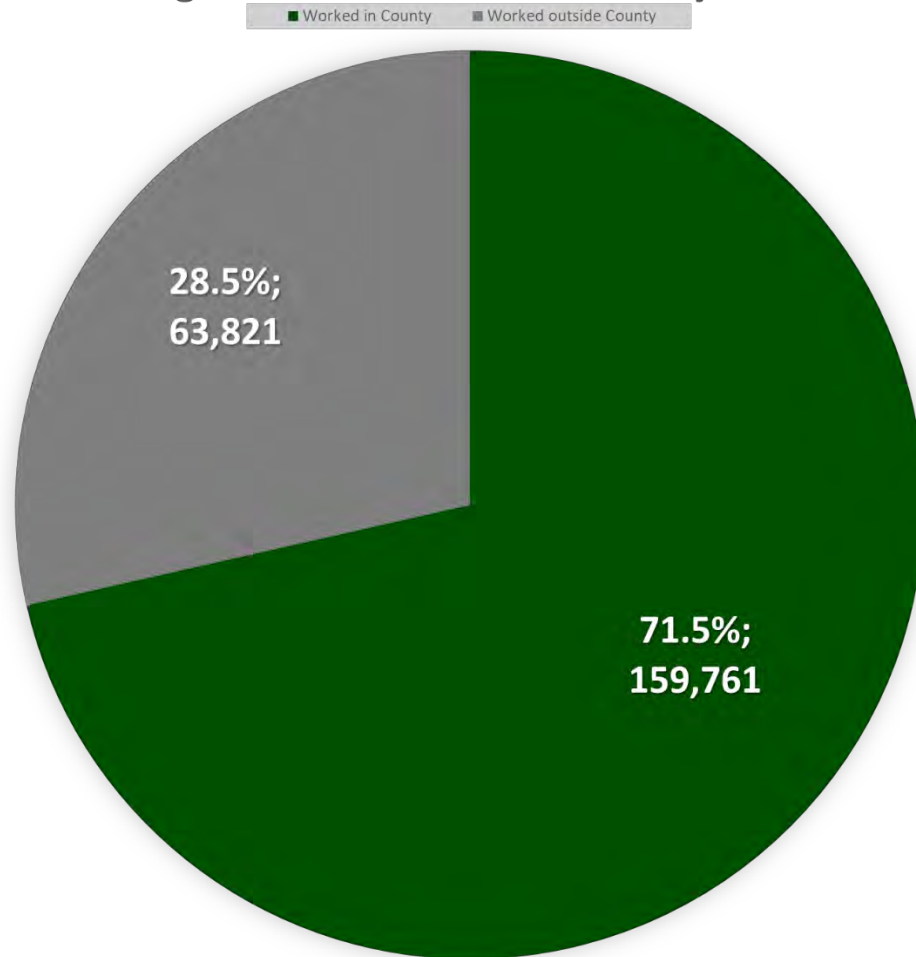


EXHIBIT 2-11B – OMEGA REGION EMPLOYEES’ PLACE OF WORK - COUNTY

Source: U.S. Census Bureau, 2013-2017 American Community Survey 5-Year Estimates

III. Assessment of Available Services

Conducting an evaluation of service provider capabilities and analyzing the existing gaps and duplications of services for transportation resources in each community, provides transportation planners with the information needed to implement changes. These adjustments will improve the network of transportation resources and services in Belmont, Carroll, Columbiana, Coshocton, Guernsey, Harrison, Holmes, Jefferson, Muskingum, and Tuscarawas counties and across county lines.

OMEGA and the Regional Coordinated Council identified stakeholders to participate in the assessment of available transportation services. These stakeholders include representatives from each county's lead agencies, transit agencies, human service transportation organizations, mobility managers, job & family services, senior centers, board of developmental disabilities, metropolitan planning organizations, and members from the public which include seniors and people with disabilities.

Interviews were conducted with or information was collected from each of the identified stakeholders.

The purpose of the interview was to offer the stakeholders an opportunity to discuss the specific transportation services, gaps, needs, and priorities for their respective service areas or communities.

All Transportation Service Provider Information Tables located are in **Appendix E**. For the sake of efficiency, that information was summarized for use by the regional transportation service providers as well as the general public. The information is summarized on the following pages in the *Regional Transportation Service Provider List, Existing Transportation Service, and Inventory of Available Transportation Service Providers*. This is followed by an analysis of the community support of available services, the overall safety of the transportation providers in the region, and a general overview of the vehicle support in the region. This will then lead into an analysis of Origin-Destination Analysis from 2017 submitted by transportation service providers volunteering their trip data for annual comparisons for the future.

TRANSPORTATION SERVICE PROVIDERS	
BELMONT COUNTY	<ul style="list-style-type: none"> • Barnesville Taxi Service*
	<ul style="list-style-type: none"> • Belmont County Dept of Job & Family Services (BCDJFS)
	<ul style="list-style-type: none"> • Eastern Ohio Regional Transit Authority (EORTA)/ Ohio Valley Regional Transit Authority (OVRTA)
	<ul style="list-style-type: none"> • Martins Ferry EMS
	<ul style="list-style-type: none"> • National Church Residences
	<ul style="list-style-type: none"> • Neffs Fire Department
	<ul style="list-style-type: none"> • Senior Services of Belmont County (SSOBC)
CARROLL COUNTY	<ul style="list-style-type: none"> • Carroll County Board of Developmental Disabilities - Carroll Hills School (CCBDD)
	<ul style="list-style-type: none"> • Carroll County Board of Developmental Disabilities – Community Employment (CCBDD)
	<ul style="list-style-type: none"> • Carroll County Council on Aging
	<ul style="list-style-type: none"> • Carroll County Jobs & Family Services (Carroll Co JFS)
	<ul style="list-style-type: none"> • Carroll County Transit
COLUMBIANA COUNTY	<ul style="list-style-type: none"> • Alpha Care
	<ul style="list-style-type: none"> • ASI (Ambulance Service Inc)
	<ul style="list-style-type: none"> • Calcutta Health Care Center
	<ul style="list-style-type: none"> • CARTS- Community Action Agency
	<ul style="list-style-type: none"> • Change, Inc
	<ul style="list-style-type: none"> • Checker Transportation
	<ul style="list-style-type: none"> • Columbiana County Educational Service Center
	<ul style="list-style-type: none"> • Columbiana County Veterans Service Commission
	<ul style="list-style-type: none"> • Covington Skilled Nursing
	<ul style="list-style-type: none"> • EDI
	<ul style="list-style-type: none"> • EMT (Emergency Medical Transport)
	<ul style="list-style-type: none"> • Essex of Salem
	<ul style="list-style-type: none"> • Head Start – Community Action Agency
	<ul style="list-style-type: none"> • KLG Mobile Intensive
	<ul style="list-style-type: none"> • Lifeteam EMS
	<ul style="list-style-type: none"> • North Star Critical Care
	<ul style="list-style-type: none"> • The Orchards of East Liverpool
	<ul style="list-style-type: none"> • Parkside Health Care
	<ul style="list-style-type: none"> • Paul’s Cab Company
	<ul style="list-style-type: none"> • Quaker Cab Company
<ul style="list-style-type: none"> • Tri-State Cab Company 	
<ul style="list-style-type: none"> • Vista Center 	
<ul style="list-style-type: none"> • We Are Blessed Transportation 	
<ul style="list-style-type: none"> • Wee The People 	
COSHOCTON COUNTY	<ul style="list-style-type: none"> • Coshocton County Coordinated Transportation Agency (CCCTA)
	<ul style="list-style-type: none"> • Coshocton Senior Center
	<ul style="list-style-type: none"> • Hopewell Industries, Inc.

*Barnesville Taxi Service not included in Appendix E

COSHOCTON COUNTY (continued)	• Residential Home for the Developmentally Disabled (RHDD)
	• Veteran’s Service Commission
GUERNSEY COUNTY	• Countryview Assisted Living
	• Guernsey County Department of Job and Family Services
	• Guernsey County Senior Citizens Center
	• Guernsey County Veteran’s Services
	• South East Area Transit
	• Society for Equal Access
HARRISON COUNTY	• Harrison County Department of Jobs and Family Services (HCDJFS)
	• Harrison County Public Transit
	• Harrison County Veteran Services Commission
HOLMES COUNTY	• Holmes County Board of Developmental Disabilities (HCBDD)
	• Holmes County Council on Aging, Inc.
	• Holmes County Jobs & Family Services (HCJFS)
	• Holmes County Veterans Services
	• Lynn Hope Industries
	• Precious Angel Transportation
JEFFERSON COUNTY	• Checker Transportation/Ambulance Services, Inc.
	• PALS, Chrysalis Health
	• Prime Time Office on Aging
	• Steel Valley Regional Transit Authority
	• TranSmart USA
MUSKINGUM COUNTY	• Allwell Behavioral Health
	• Genesis HealthCare System
	• Muskingum County Board of Developmental Disabilities
	• Muskingum County Center for Seniors
	• Muskingum County Job & Family Services
	• Quality Care Partners
	• South East Area Transit
	• The Carr Center
	• Zanesville-Muskingum County Health Department
TUSCARAWAS COUNTY	• Community Mental Healthcare Inc
	• Horizons of Tuscarawas & Carroll Counties Inc
	• Society for Equal Access (SEA)
	• Tuscarawas County Job & Family Services
	• Tuscarawas County Senior Center

Existing Transportation Services

The following information is based on tabulations from the survey and interview results. A total of 71 different organizations provided information about their services.

Mobility Management Program

LIST OF MOBILITY MANAGERS					
County	Name	Agency	Address	Phone	Email
Current Coverage (2024)					
Carroll, Harrison, Tuscarawas	Stephanie Ajanel	Senior Center of Tuscarawas County	425 Prospect St, Dover, OH 44622	330-364-6611	ajanel@tuscsc.org
Columbiana†	TBD	Community Action Agency of Columbiana County (CAAofCC)	7880 Lincoln Pl, Lisbon, OH 44432;	330-870-4345	TBD
Coshocton	Tracy Haines	Coshocton County Coordinated Transportation Agency (CCCTA)	401 Main Street, Coshocton, OH 43812	740-623-2564	tracyhaines@coshoctoncounty.net
Future Addition Determination (2020)					
Belmont*	TBD	TBD	485 North Street, Barnesville, Ohio 43713	740-619-0239	TBD
Muskingum Guernsey	Trinity Werining	Guernsey County CDC	375 Fairbanks Street, Zanesville, Ohio 43701	740-454-8574	twerning@guernseycountycdc.com

*Muskingum County is currently covered by Shannon Hursey until responsibilities are transferred to a representative from SEAT
 **Belmont County has been selected by ODOT Office of Transit to begin Mobility Management services in 2020, a representative will be named at that time

Transportation Service Providers Details

BELMONT COUNTY

Agency Name: Barnesville Taxi Service

Transportation Service Type: Taxi service contracted with BCDJFS

Other Services Provided: Airport Transportation, Courier & Delivery Service

Contact Information: 611 Bond Ave., Barnesville, OH 43713; (740) 425-9900/(740) 425-9850, Aaron Wildman, Director, barnesvilletaxi@yahoo.com

Hours: Monday – Friday, 9:00 am to 5:00 pm

Service Area: Belmont County

Eligibility Requirements: None

Website: <https://www.facebook.com/pages/Barnesville-Taxi-Service/110822622315968>

Agency Name: Belmont County Department of Job and Family Services (BCDJFS)

Transportation Service Type: Contract with Transportation Service Providers (Barnesville Taxi, Martins Ferry EMS, National Church Residences, Neffs Fire Department)

Other Services Provided: Jobs and Family Services, Gas Vouchers, Bus Tokens, Gas Cards

Contact Information: 310 Fox Shannon Pl, Saint Clairsville, OH 43950; (740) 695-1074, Vince Gianangeli, Director, vince.gianangeli@jfs.ohio.gov

Hours: Monday – Friday, 8:30 am to 4:30 pm

Service Area: Belmont (Primary)

Eligibility Requirements: Medicaid Eligible

Website: www.jfs.ohio.gov

Agency Name: Eastern Ohio Regional Transit Authority (EORTA)/Ohio Valley Regional Transit Authority (OVRTA)

Transportation Service Type: Transportation Service and Options/Buses/Fixed Routes

Other Services Provided: None

Contact Information: 21 S. Huron Street, Wheeling, WV 26003; (304) 232-2190, Lisa Weisher, Director, weisher@ovrta.org

Hours: Monday – Saturday, 6:00 am to 6:30 pm

Service Area: Eastern Belmont County and Wheeling, WV area (both sides of the river)

Eligibility Requirements: None

Website: <http://www.ovrta.org/>

Agency Name: Martins Ferry EMS

Transportation Service Type: Demand response and BCDJFS

Other Services Provided: Emergency medical care to patients suffering illness or injury within the city of Martins Ferry and surrounding communities; also provides Non-Emergency Medical Transportation for clients/patients to and from medical appointments

Contact Information: 640 S. Zane Hwy, Martins Ferry, OH 43935; (740)633.0515, Chief Mike Cooper, chiefcooper@comcast.net

Hours: Monday – Friday, 8:00 am to 5:00 pm; weekends and after hours by appointment only

Service Area: Martins Ferry and surrounding communities

Eligibility Requirements: Contracts/Medical Necessity

Website: N/A

Agency Name: National Church Residences
Transportation Service Type: Public Not-for-Profit/On Demand
Other Services Provided: Affordable Housing, Service Coordination, and Transportation
Contact Information: 485 North St., Barnesville, OH 43713; (740) 425-9001, Peggy Hickenbottom, Director of Community and Housing-Based Transportation, phickenbottom@nationalchurchresidences.org
Hours: 24/7
Service Area: Belmont County
Eligibility Requirements: None
Website: www.nationalchurchresidences.org

Agency Name: Neffs Fire Department
Transportation Service Type: Demand response and BCDJFS with wheelchair and courtesy vans
Other Services Provided: Fire Response and EMS Services to residents in their coverage area
Contact Information: 54044 Pike St, Neffs, OH 43940; (740) 676-5563, Chief Mike Knowlton, nsdchief32@gmail.com
Hours: When needed by clients
Service Area: Belmont County
Eligibility Requirements: General public eligible for medical trips and BCDJFS eligible
Website: <http://www.neffsfire.org/>

Agency Name: Senior Services of Belmont County (SSOBC)
Transportation Service Type: Public Nonprofit/On Demand
Other Services Provided: Home bound and congregate nutrition services, homemaking, personal care, Non-Emergency Medical Transportation, and senior centers
Contact Information: 67650 Oakview Drive, Saint Clairsville, OH 43950; (740) 695-4142, Michael McBride, Center Director, Michael.mcbride@ssobc.com
Hours: Monday – Friday, 7:00 am to 3:00 pm
Service Area: Belmont County
Eligibility Requirements: 60 years old and a resident of Belmont County
Website: www.ssobc.com

CARROLL COUNTY

Agency Name: CCBDD - Carroll Hills School
Transportation Service Type: Student busing for school
Other Services Provided: Field Trips
Contact Information: 540 High St. NW, Carrollton, OH 44615; (330) 627.6555; Ray Heaston, rheaston@carrollhills.com
Hours: Monday – Friday, 8 a.m. to 4 p.m.
Service Area: Carroll
Eligibility Requirements: 3-21 age enrolled student with Individualized Education Program (IEP)
Website: <http://www.carrollhills.com>

Agency Name: CCBDD - Community Employment

Transportation Service Type: Adult Commute to/from employment

Other Services Provided: None

Contact Information: 540 High St. NW, Carrollton, OH 44615; (330) 627-6555, Ray Heaston,
rheaston@carrollhills.com

Hours: Monday – Saturday, 7:00 am to 8:00 pm

Service Area: Carroll

Eligibility Requirements: Must have a developmental disability

Website: <http://www.carrollhills.com>

Agency Name: Carroll County Council on Aging

Transportation Service Type: Transit services around Carrollton for general errands, transit services for medical appointments

Other Services Provided: Home-delivered meals, site meals, transit services around Carrollton for general errands, transit services for medical appointments, assistance paying for legal services, information and referral assistance, and a variety of social activities.

Contact Information: 100 Kensington Rd. NE, Carrollton, OH 44615; (330) 627.7017, Tonya Myers,
tmyers@carrollcountyohio.us

Hours: Monday – Friday, 8:00 am to 4:00 pm

Service Area: Carroll

Eligibility Requirements: Age 60 or above. Appointments for doctor’s visits only for out of town. In village is general errands.

Website: <http://carrollcountyohio.us/agencies-and-departments/senior-citizens-friendship-center/>

Agency Name: Carroll County Jobs & Family Services

Transportation Service Type: Vouchers for Non-Emergency Medical Transportation (NEMT)

Other Services Provided: Jobs and Family Services, Gas Vouchers, Bus Tokens, Gas Cards

Contact Information: 95 E. Main St., Carrollton, OH 44615; (330) 627-2571, Kate Offenberger,
Kate.Offenberger@jfs.ohio.gov

Hours: Monday – Friday, 7:45 am to 4:30 pm

Service Area: Carroll

Eligibility Requirements: County resident – NEMT Vouchers

Website: <https://www.carrollcountyjfs.com/>

Agency Name: Carroll County Transit

Transportation Service Type: Demand response, origin to destination, advanced reservations, shared ride transportation services; transit is open to the public including persons with disabilities

Other Services Provided: None

Contact Information: 2205 Commerce Dr., Carrollton, OH 44615; (330) 627-1900, Sonja Leggett,
Director; sleggett@carrollcountyohio.us

Hours: Monday – Friday, 6:00 am to 6:00 pm

Service Area: Carroll

Eligibility Requirements: None

Website: <http://carrollcountyohio.us/agencies-and-departments/carroll-county-transit/>

COLUMBIANA COUNTY

Agency Name: Alpha Care

Transportation Service Type: Closed system for sheltered workshop participants only

Other Services Provided: Some limited trips for medical reasons for participants

Contact Information: 16808 St. Clair Ave., East Liverpool, Ohio 43920; (330) 368-0285

Hours: Monday – Friday, 9:00 am to 3:00 pm

Service Area: To and from center from all of Columbiana County

Eligibility Requirements: Medicaid funded, closed system for agency clients only

Website: none

Agency Name: Calcutta Health Care Center

Transportation Service Type: Closed system for residents only: medical, dialysis and activity transportation for residents

Other Services Provided: None

Contact Information: 48444 Bell School Road, East Liverpool, Ohio 43920; (330) 385-7100

Hours: Monday – Friday, 6:00 am until finished and occasionally weekend trips for activity outings or medical appointments

Service Area: Columbiana County and nearby medical centers (Pittsburgh, Beaver, Cleveland, Akron)

Eligibility Requirements: Resident of the center

Website: www.chccompanies.com/calcutta

Agency Name: CARTS- Community Action Agency

Transportation Service Type: Origin to Destination, Fixed Route, Fixed Route with Deviation Service, public transit system

Other Services Provided: Passenger assistance when requested

Contact Information: 7880 Lincole Place, Lisbon, Ohio 44432; (330) 424-4015

Hours: Monday – Friday, 5:30 am to 6:00 pm; 6:00 pm to 10:00 pm in E. Liverpool/ Wellsville; Sat 8:30 am to 4:00 pm in Salem/Columbiana/East Liverpool/Wellsville; Monday – Friday 7:00 am to 8:30 pm for Deviated Fixed Route

Service Area: Columbiana County or within 50 miles of the pick-up location without crossing state lines

Eligibility Requirements: Trip must originate or terminate within Columbiana County

Website: www.cartsonline.org

Agency Name: Change, Inc

Transportation Service Type: Contract and non-emergency transportation (part of CAA in Newel, WV contracted for NET trips through CARTS)

Other Services Provided: None

Contact Information: 1151 Washington Street, Newell, WV 26050; In OHIO call (330) 424-1637; (304) 459-4010

Hours: Monday – Friday, 8:00 am to 8:00 pm and trips by appointment to Saturday dialysis centers

Service Area: In Ohio, Columbiana and Jefferson counties; in WV, Hancock, Brooke, Ohio and Marshall counties

Eligibility Requirements: Can only access through CARTS in Ohio for NET trips only

Website: www.changeinc.org

Agency Name: Checker Transportation
Transportation Service Type: Taxi Service
Other Services Provided: none
Contact Information: 1439 Sunset Blvd., Steubenville, Ohio 43952; (740) 283-1757
Hours: 24/7
Service Area: Tri-county area
Eligibility Requirements: None, but medical only trips need to be contracted through insurance or managed care providers
Website: none

Agency Name: Columbiana County Educational Service Center
Transportation Service Type: School bus and education bus system for their own students and Lisbon schools
Other Services Provided: Might consider providing trips for others on case by case basis
Contact Information: 38720 Saltwell Road, Lisbon, Ohio 44432; (330) 424-9591
Hours: Monday – Friday, 6:30 am to 5:00 pm on school days with an occasional weekend field trip
Service Area: Columbiana County but can leave county for field trips
Eligibility Requirements: Children enrolled in one of the school programs or attending Lisbon schools
Website: www.ccesc.k12.oh.us

Agency Name: Columbiana County Veterans Service Commission
Transportation Service Type: Closed system for medical appointments for Veterans only
Other Services Provided: None
Contact Information: 7989 Dickey Drive, Ste1, Lisbon, Ohio 44432; (330) 424-7214
Hours: Monday – Friday, 8:00 am until finished
Service Area: From four locations within Columbiana County to VA clinics in Cleveland and Youngstown
Eligibility Requirements: Must be a Veteran and have appointments at the clinics within certain hours
Website: www.columbianacountyvets.org

Agency Name: Covington Skilled Nursing
Transportation Service Type: Closed system for residents only
Other Services Provided: None
Contact Information: 100 Covington Drive, East Palestine, Ohio 44413; (330) 426-2920
Hours: Monday – Friday, 9:00 am to 5:00 pm or by appointment
Service Area: Columbiana County and surrounding area for medical appointments and activity outings
Eligibility Requirements: Residents of facility only
Website: www.covingtonskilled.com

Agency Name: EDI
Transportation Service Type: Closed system, transport to and from sheltered workshop
Other Services Provided: Occasionally trip to workplace for client
Contact Information: 15529 Sprucevale Road, East Liverpool, Ohio 43920; (330) 385-2970
Hours: Monday – Friday, 6:30 am to 5:30 pm
Service Area: Columbiana County
Eligibility Requirements: Medicaid paid trips, for clients of the workshop only
Website: none

Agency Name: EMT (Emergency Medical Transport)
Transportation Service Type: Emergency and non-emergency medical transport
Other Services Provided: None
Contact Information: 44 North Nelson Ave, Lisbon, Ohio 44432; (330) 424-7474
Hours: 24/7
Service Area: Mostly northern Columbiana County
Eligibility Requirements: N/A
Website: none

Agency Name: Head Start – Community Action Agency
Transportation Service Type: School buses
Other Services Provided: None
Contact Information: 7880 Lincole Place, Lisbon, Ohio 44432; (330) 424-6693
Hours: Monday – Friday, when school is in session
Service Area: Columbiana and Jefferson Counties
Eligibility Requirements: Enrolled school children
Website: www.ccjcheadstart.org

Agency Name: KLG Mobile Intensive
Transportation Service Type: Emergency and non-emergency medical transport
Other Services Provided: None
Contact Information: 1516 South Lincoln Ave #B, Salem Ohio 44460; (330) 337-4554 and 125 North Market Street, Lisbon, Ohio 44432; (330) 337-4554
Hours: 24/7
Service Area: Columbiana and limited Mahoning Counties, also Tri-State and longer distance for medical transport
Eligibility Requirements: Medicaid or other insurance
Website: none

Agency Name: Lifeteam EMS
Transportation Service Type: Emergency and non-emergency medical transport
Other Services Provided: Local and long-distance medical transport
Contact Information: PO Box 362, East Liverpool, Ohio 43920; (330) 386-5505
Hours: 24/7
Service Area: Mostly Columbiana County but can do out of county and out of state and long-distance transport
Eligibility Requirements: Must meet medical necessity requirements for ambulance transportation
Website: www.lifeteamems.com

Agency Name: North Star Critical Care
Transportation Service Type: Emergency services – 911 response
Other Services Provided: Stand-by for local sporting events
Contact Information: 16356 State Route 267, East Liverpool, Ohio 43920; (330) 386-9110
Hours: 24/7
Service Area: Columbiana County but can transport to Youngstown and Cleveland medical centers
Eligibility Requirements: N/A
Website: www.northstar-critical-care.com

Agency Name: The Orchards of East Liverpool

Transportation Service Type: Closed system for residents of facilities

Other Services Provided: None

Contact Information: 709 Armstrong Lane, East Liverpool, Ohio 43920; (330) 382-0101

Hours: Monday – Friday, as needed for transport between facilities, Saturday for Dialysis only for residents

Service Area: Only from one facility location to another or to dialysis appointments within Columbiana County

Eligibility Requirements: Residents of the facilities only

Website: www.foxcrest.com

Agency Name: Parkside Health Care

Transportation Service Type: Closed system only for residents of facility

Other Services Provided: None

Contact Information: 930 East Park Ave., Columbiana, Ohio 44408; (330) 482-5547

Hours: Monday – Friday, 9:00 am to 5:00 pm, very limited Saturday for scheduled medical appointments or facility activity

Service Area: No restrictions, Tri-State region

Eligibility Requirements: Only for residents of the facility

Website: www.WHParkside.com

Agency Name: Paul's Cab Company

Transportation Service Type: Taxi service

Other Services Provided: None

Contact Information: 127 South Broadway, Salem, Ohio 44460; (330) 337-7777

Hours: 24/7

Service Area: All of the Tri-State region

Eligibility Requirements: Cash unless account established with owner

Website: none

Agency Name: Quaker Cab Company

Transportation Service Type: Taxi service

Other Services Provided: None

Contact Information: PO Box 944, Salem, Ohio 44460; (330) 332-5120

Hours: 24/7

Service Area: Columbiana and southern Mahoning Counties, but also Tri-State area especially medical centers

Eligibility Requirements: Cash or debit card or accounts established through owner

Website: www.quakercab.com

Agency Name: Salem Healthcare Centers (North and West)

Transportation Service Type: Closed system for residents of facility only

Other Services Provided: None

Contact Information: (West) 2511 Bentley Drive, Salem, Ohio, 44460 or (North) 250 Continental Drive, Salem, Ohio, 44460; (330) 337-9503

Hours: 24/7

Service Area: Mainly Columbiana County and surrounding medical facility sites but can leave the state for medical trips

Eligibility Requirements: Must be a resident of facility or staff, no family members of residents are transported

Website: www.atriumlivingcenters.com

Agency Name: Tri-State Cab Company

Transportation Service Type: Taxi service

Other Services Provided: Parcel and pharmacy delivery

Contact Information: 113 West 6th Street, East Liverpool, Ohio 43920; (330) 385-0200

Hours: 24/7

Service Area: Tri-State Area with no restrictions

Eligibility Requirements: Cash only service

Website: none

Agency Name: Vista Center

Transportation Service Type: Closed system for patients only

Other Services Provided: None

Contact Information: 100 Vista Drive, Lisbon, Ohio 44432; (330) 424-5852

Hours: Monday – Friday, normal business hours

Service Area: Columbiana County

Eligibility Requirements: Must be resident/patient of the facility

Website: www.vistacarecenters.com

Agency Name: We Are Blessed Transportation

Transportation Service Type: Non-emergency wheelchair medical transportation

Other Services Provided: None

Contact Information: 2006 Allison Road, Chester, West Virginia 26034; (304) 387-4175

Hours: Monday – Friday, normal business hours (phone answers 24 hours), weekend by appointment or emergency only

Service Area: Tri-State area with pick up being in Ohio or WV

Eligibility Requirements: Cash preferred

Website: none

Agency Name: Wee The People

Transportation Service Type: Closed system for children enrolled in their centers

Other Services Provided: Summer field trips for daycare, trips from daycare to local schools

Contact Information: 15893 St. Clair Ave., East Liverpool, Ohio 43920; (330) 385-5452

Hours: Monday – Friday, during school year 1:45 pm to 4:00 pm and possibly 9:00 am to 10:00 am, no weekend transportation

Service Area: Between centers and to and from local schools as needed, Columbiana County field trips in summer

Eligibility Requirements: Must be registered in one of their centers

Website: none

COSHOCTON COUNTY

Agency Name: Coshocton County Coordinated Transportation Agency (CCCTA)

Transportation Service Type: Demand based

Other Services Provided: Medical Appointments, AAA Program for Seniors, Daily living needs

Contact Information: 401 Main St., Coshocton, OH 43812; (740) 622-7139, Valerie Shaw, Director,
ValerieShaw@coshoctoncounty.net

Hours: Monday-Friday 8:00 am to 4:00 pm

Service Area: Coshocton County

Eligibility Requirements: Register with office, JFS, AAA, and Veteran Services

Website: www.coshoctoncounty.net/transportation

Agency Name: Coshocton Senior Center (Kno-Ho-Co-Ashland CAA)

Transportation Service Type: Available to seniors to attend meals and weekly grocery shopping

Other Services Provided: Travel club, exercise classes, computer & wi-fi, home delivered meals, supplemental food programs, weekday lunches

Contact Information: 201 Browns Ln, Coshocton, OH 43812; (740) 622-4852 Shawne Quinn

Hours: Monday – Friday, 8:00 am to 4:30 pm

Service Area: Coshocton County

Eligibility Requirements: Senior Residents of Coshocton County, 60 years old and older

Website: <http://www.knohoco.org/index.php/services/senior-services/senior-center>

Agency Name: Hopewell Industries, Inc.

Transportation Service Type: Department of Developmental Disabilities transportation provider

Other Services Provided: Adult Day Services, Homemaker/Personal Care Services

Contact Information: 637 Chestnut St., Coshocton, OH 43812; (740) 622-3563, Mary Thompson-Hufford,
ext. 107

Hours: Monday – Friday, 8:00 am to 4:00 pm

Service Area: Coshocton, Licking, Muskingum

Eligibility Requirements: Intellectual and/or developmental disability

Website: <http://www.hopewellindustries.org/> or www.fuseoh.net

Agency Name: Residential Home for the Developmentally Disabled (RHDD)

Transportation Service Type: Non-medical and medical transportation. On demand and scheduled

Other Services Provided: Residential, Day Habilitation, Employment

Contact Information: 1830 Cassingham Hollow Dr., Coshocton, OH 43812; (740) 622-9778, Lisa Reed,
Executive Director, lreed@rhdd.org

Hours: Monday – Friday, 8:00 am to 4:00 pm offices. Transportation hours are upon request

Service Area: Southeastern Ohio/ Holmes, Coshocton, Guernsey, Muskingum, Washington, Athens,
Noble, Belmont

Eligibility Requirements: Must be determined to have a disability/waiver client

Website: <https://www.rhddinc.org/>

Agency Name: Veteran's Service Commission

Transportation Service Type: Transport Veterans to VA medical care facilities

Other Services Provided: Assist with compensation claims for service-related disabilities; pension programs for eligible veterans, their spouses, their dependents, and their widows and orphans; provide temporary financial assistance, and act as an agent in obtaining assistance from federal, state, or local agencies; assist with retrieving military records and documents; burial benefits; and enrollment into VA medical services.

Contact Information: 318 Main St, Coshocton, OH 43812; (740) 622-2313; Fax: (740) 623-6507, Jim Barstow, jimbarstow@coshoctoncounty.net

Hours: Monday – Friday, 8:00 am to 4:00 pm

Service Area: Coshocton County

Eligibility Requirements: Veterans (and/or dependents)

Website: <https://www.coshoctoncounty.net/veterans/>

GUERNSEY COUNTY

Agency Name: Countryview Assisted Living

Transportation Service Type: N/A

Other Services Provided: Countyhome

Contact Information: 62825 County Home Rd., Lore City, OH 43755; (740) 489-5351, Shannon Bennett

Hours: Monday – Friday, 8:00 am to 4:00 pm

Service Area: N/A

Eligibility Requirements: N/A

Website: <http://www.ohiocountyhomes.org/guernsey.html>

Agency Name: Guernsey County Department of Job and Family Services (GCDJFS)

Transportation Service Type: Non-Emergency Medical Transportation, Medicaid

Other Services Provided: *Not provided*

Contact Information: 324 Highland Ave., Cambridge, OH 43725; (740) 432-2381, Elizabeth Watson, Transportation Coordinator, Sue Sikora, Supervisor

Hours: Monday – Friday, 7:30 am to 4:00 pm

Service Area: 150-mile radius from Medicaid recipient household

Eligibility Requirements: Determined eligible for Ohio Medicaid coverage and requested transportation services

Website: www.guernseycountyjfs.org

Agency Name: Guernsey County Senior Citizens Center (GCSCC)

Transportation Service Type: Demand Response

Other Services Provided: Homemaking, Information/Outreach, Legal, Nutrition, Telephone Reassurance, Transportation

Contact Information: 1022 Carlisle Ave., Cambridge, OH 43725; (740) 432-3838, Shon Gress

Hours: Monday – Friday, 8:00 am to 8:00 pm

Service Area: Guernsey County

Eligibility Requirements: Age 60 or older

Website: www.guernseysenior.org

Agency Name: Guernsey County Veteran’s Services
Transportation Service Type: Demand Response
Other Services Provided: Financial Aid & Assistance, Veteran Affairs Benefits Application Assistance, Transportation to & from VA Medical Centers in Service Area
Contact Information: 627 Wheeling Ave., Ste #102, Cambridge, OH 43725; (740) 432-9295, Karen Johnson, Mary Libergore
Hours: Monday – Friday, 8:00 am to 4:00 pm
Service Area: VA medical facilities in Cleveland, Canton, Columbus, and Chillicothe, Ohio
Eligibility Requirements: Guernsey County Resident, Veteran
Website: <http://guernseycounty.org/veterans-service/>

Agency Name: South East Area Transit
Transportation Service Type: Demand Response & Fixed Route
Other Services Provided: *Not provided*
Contact Information: 224 Main St., Zanesville, OH, 43701; (740)-454-8573, Option #1
Hours: Monday – Friday, 8:00 am to 5:00 pm
Service Area: Guernsey County, Muskingum County, Trips one-way up to 150 miles
Eligibility Requirements: None
Website: <http://seatbus.org/>

Agency Name: Society for Equal Access
Transportation Service Type: Passport program based
Other Services Provided: N/A
Contact Information: 1458 Fifth Street NW, New Philadelphia, OH; (330) 343-9292, Ada Mears
Hours: Monday – Friday, 8:00 am to 5:00 pm
Service Area: Tuscarawas County and elsewhere as instructed
Eligibility Requirements: Just need payment
Website: <https://seailc.org/>

HARRISON COUNTY

Agency Name: Harrison County Department of Jobs and Family Services (HCDJFS)
Transportation Service Type: Contracted with Harrison County Public Transit
Other Services Provided: Adult and Child Protective Reports and Referrals; Family Support provides service and financial assistance aimed at promoting self-support and maintaining self-sufficiency including nutrition, medical assistance, workforce development, and employment search services.
Contact Information: 520 N. Main St., Cadiz, OH 43907; (740) 942-6025, Deb Knight, Assistant Director
Hours: Monday – Friday, 8:30 am to 4:30 pm, extended hours by appointment
Service Area: For Non-Emergency Medical Transportation (NEMT), area can be from Harrison County to Cleveland, Cambridge, Pittsburgh, Morgantown, Steubenville, Wheeling, or within Harrison County. For Work Experience Program, transportation is all within Harrison County.
Eligibility Requirements: NEMT – Medicaid eligibility
Work Experience Program – SNAP (Food Assistance) or Ohio Works First (OWF) eligible work activity required individuals
Website: <http://www.harrisoncountyohio.org/department-of-job-family-services>

Agency Name: Harrison County Public Transit

Transportation Service Type: Demand Responsive, advanced reservations, shared ride transportation service

Other Services Provided: Safe public transportation service to area residents in a timely, courteous, and cost-effective manner; Contracted with **Harrison County Veteran Services, Harrison County Nursing Homes, Harrison County Jobs & Family Services**

Contact Information: 536 N. Main St., Cadiz, OH 43907; (740) 942-1369, Karen Couch, Director of Transit

Hours: Monday – Friday, 5:00 am to 5:00 pm, except Holidays

Service Area: Limited based on fares past 40 miles out of county

Eligibility Requirements: Harrison County Residents & Shared Rides are Required (same time same direction)

Website: <http://www.harrisoncountyohio.org/rural-transit>

Agency Name: Harrison County Veteran Services Commission

Transportation Service Type: Van transportation for veterans

Other Services Provided: DAV

Contact Information: 100 West Market St. Cadiz, Ohio 43907; (740) 942-8441; Jim Thompson

Hours: Monday – Friday, 8:00 am to 4:00pm

Service Area: Harrison County

Eligibility Requirements: Veteran and Harrison County Resident

Website: <https://www.harrisoncountyohio.org/veterans-service-office-hours-of-operation>

HOLMES COUNTY

Agency Name: Holmes County Board of Developmental Disabilities (HCBDD)

Transportation Service Type: Accessible transportation for students and adults attending HCBDD programs

Other Services Provided: School, adult day program, employment, case management

Contact Information: 8001 Twp Rd. 574, Holmesville, OH 44633; (330) 674–8045, Marianne Mader, mmader@holmesdd.org

Hours: Monday – Friday, 8:00 am to 5:00 pm

Service Area: Holmes County

Eligibility Requirements: Have qualifying disability and functional limitations

Website: www.holmesdd.org

Agency Name: Holmes County Council on Aging, Inc.

Transportation Service Type: Senior transportation

Other Services Provided: None

Contact Information: 170 Parkview Dr., Millersburg, OH 44654; (330) 674–0580; Penny Hamilton, westfork@ymail.com

Hours: Monday – Friday, 7 am to 2:30 pm

Service Area: Holmes County

Eligibility Requirements: 60 years old or greater

Website: <https://www.facebook.com/MillersburgSeniorCenter/>

Agency Name: Holmes County Job and Family Services (HCJFS)
Transportation Service Type: Contracted with *Thompson Taxi*, a private provider for NEMT trips
Other Services Provided: Mileage reimbursement to eligible individuals driving their private vehicle
Contact Information: 85 North Grant Street, Millersburg, OH; (330) 674-1111
Hours: Monday – Friday, 7:30 am to 4:30 pm
Service Area: Holmes County
Eligibility Requirements: Families receiving Ohio Works First assistance while spending 20 – 35 hours per week working, in school, or volunteering in order to receive assistance
Website: <http://www.holmescountydjfs.com/>

Agency Name: Holmes County Veterans Services
Transportation Service Type: Van
Other Services Provided: None
Contact Information: 75 E. Clinton St., Ste #104, Millersburg, OH 44654; (330) 674-4806 Jason Brooks;; jbrooks@co.holmes.oh.us
Hours: Monday – Friday, 8:30 am to 4:30 pm
Service Area: Canton, Parma, Cleveland VA medical Centers
Eligibility Requirements: Veteran
Website: <https://www.co.holmes.oh.us/veterans-services-overview>

Agency Name: Lynn Hope Industries
Transportation Service Type: Transportation for adults with disabilities attending Lynn Hope Industries
Other Services Provided: Adult day program, employment
Contact Information: 8001 Twp Rd. 574, Holmesville, OH 44633; (330) 674–8045, Sheri Martin, smartin@holmesdd.org
Hours: Monday – Friday, 8:00 am to 5:00 pm
Service Area: Holmes County
Eligibility Requirements: Eligible for HCBDD services
Website: www.lynnhope.com

Agency Name: Precious Angel Transportation
Transportation Service Type: Private customized transportation and for special needs populations
Other Services Provided: Special events such as airport trips, weddings, funerals, sporting events
Contact Information: 8229 County Road 245, Holmesville, OH 44633; (330) 601–0345, Roger Masters, info@preciousangeltransport.com
Hours: Monday – Friday, 6am to 5pm; Weekend trips only if available
Service Area: Holmes and Wayne County
Eligibility Requirements: HCBDD clients ride alone, anyone else has combined trips, must pay with cash or check.
Website: www.preciousangeltransport.com/

JEFFERSON COUNTY

Agency Name: Checker Transportation/Ambulance Services, Inc.

Transportation Service Type: Non-Emergency Medical Transport, Courier Services, Airport Transportation provider.

Other Services Provided: Van/Wheelchair accessible/Ambulance Service; Contracted with *Jefferson County Department of Jobs & Family Services* for majority of their transportation services

Contact Information: 1439 Sunset Blvd., Steubenville, OH 43952; (740) 283-3681/ (740) 283-1757, Karen D'Anniballe, kmd@danniballecg.com

Hours: 24/7/365 Pre-scheduled trips, Same Day if available

Service Area: Eastern Ohio, Northern West Virginia, and Western Pennsylvania

Eligibility Requirements: No restrictions

Website: N/A

Agency Name: PALS, Chrysalis Health

Transportation Service Type: Non -Medical Transportation –Medicaid (NMT)

Other Services Provided: Contracted with *Jefferson County Board of Developmental Disabilities* for adults with disabilities

Contact Information: Tracey Thomas CEO Jeffco Services, Inc. (740) 266-6167 ext. # 2121, tthomas@jeffco-services.com

Hours: NMT 5:45 am to 9:00 am and 2:00 pm to 5:30 pm

Service Area: Jefferson County

Eligibility Requirements: Developmental Disability over 21

Website: <https://www.palschrysalishealth.com/>

Agency Name: Prime Time Office on Aging

Transportation Service Type: Handicap accessible and regular transportation vans

Other Services Provided: Health and wellness; recreational; arts programs; educational, volunteer, community action opportunities; information and assistance; intergenerational programs; support groups; and special services for local needs

Contact Information: 300 Lovers Lane, Steubenville, Ohio 43953; (740) 314-5197, Judy Owings jowings@trinityhealth.com

Hours: Monday, Wednesday, Friday: 5:00 am to 3 pm; Tuesday, Thursday 7:00 am to 3:00 pm

Service Area: Jefferson County

Eligibility Requirements: 60 years old, Jefferson County resident, not income based

Website: <http://www.primetimejeffersoncounty.com/>

Agency Name: Steel Valley Regional Transit Authority

Transportation Service Type: Public Transportation

Other Services Provided: Contracted with *Jefferson County Department of Jobs & Family Services* for necessary trips

Contact Information: 555 Adams St., Steubenville, OH 43952; (740) 282-6145, Tim Turner, tturner@svrta.com / contact@svrta.com

Hours: Monday – Friday, 6:30 am to 6:15 pm; Saturday, 9:00 am to 5:00 pm

Service Area: Steubenville, Mingo Junction, Wintersville OH

Eligibility Requirements: Designated recipient – 5307, Steubenville/Weirton Urban Area

Website: www.svrta.com

Agency Name: TranSmart USA

Transportation Service Type: Non-Emergency Medical Transport provider, Area and Local Courier Services, Airport Transportation.

Other Services Provided: Courier Service

Contact Information: 315 Market St., Brilliant, OH, 45913; 1-866-693-6900/(740) 535-8016, Jeannine Sawon, jeannine@transmartusallc.com

Hours: Monday – Friday, 5:00 am to 7:00 pm; Saturday – Sunday, as needed

Service Area: Tri-State Jefferson, Brook Co, WV, Hancock, Co, WV, parts of Harrison Co

Eligibility Requirements: None

Website: <http://transmartusallc.com/>

MUSKINGUM COUNTY

Agency Name: Allwell Behavioral Health

Transportation Service Type: Demand response (includes one-time and standing order appointments and group trips for agency consumers attending program activities)

Other Services Provided: Mental Health Provider

Contact Information: 2845 Bell St., Zanesville, OH 43701; (740) 454-9766

Hours: Monday-Friday, 8:00 am to 5:00 pm

Service Area: Coshocton, Guernsey, Morgan, Muskingum, Noble and Perry Counties

Eligibility Requirements: Only clients of Allwell participating in either Mental Health Day Treatment groups or Case Management Services

Website: www.allwell.org

Agency Name: Genesis HealthCare System

Transportation Service Type: Coordinates transportation with transportation service providers

Other Services Provided: Genesis HealthCare System is an integrated health care delivery system based in Zanesville, Ohio. The system includes a not-for-profit hospital, Genesis Hospital, in Zanesville, an extensive network of more than 300 physicians and multiple outpatient care centers throughout the region.

Contact Information: 2951 Maple Ave. Zanesville, OH 43701; (740) 454-4000

Hours: 24/7

Service Area: Muskingum County

Eligibility Requirements: Genesis Service Recovery (Genesis 24 Patient Experience) oversees the distribution of assistance for rides on an as needed basis, once other options have been considered. For the Genesis Providence Fund: will assist anyone whose needs have been made known through Genesis and who has not been able to obtain immediate funds or services from any other sources A maximum of \$300 for each applicant may be allocated from the Providence Fund each calendar year.

Website: <https://www.geneshcs.org/>

Agency Name: Muskingum County Board of DD

Transportation Service Type: Does not provide direct support transportation but does authorize the cost for individuals to access transportation through other resources. Service coordinators will provide occasional 1:1 transportation for individuals to appointments

Other Services Provided: Working in partnership with individuals with developmental disabilities and their families providing opportunities utilizing public and private supports to live, learn, work, and play in the community.

Contact Information: 655 Zane St, Zanesville, OH 43701; (740) 453-4829

Hours: Monday – Friday, 8:30 am to 4:00 pm

Service Area: Muskingum County

Eligibility Requirements: Riders must be eligible for their services; support individuals with developmental disabilities, their families, and providers

Website: <http://www.muskingumdd.org>

Agency Name: Muskingum County Center for Seniors

Transportation Service Type: Demand response (includes one-time and standing order appointments and group trips for agency consumers attending program activities)

Other Services Provided: Meals-on-Wheels, Activities, Health Assessments

Contact Information: 160 N. 4th St., Zanesville, OH, 43701; (740) 454-9761

Hours: Monday-Friday, 8:00 am to 4:00 pm

Service Area: Muskingum County

Eligibility Requirements: Must be over the age of 60 and live in Muskingum County

Website: www.mccfs.org

Agency Name: Muskingum County Job & Family Services

Transportation Service Type: Don't directly operate transportation; buy bus passes or purchase transportation on behalf of the consumers; SNAP, OWF, TANF, Medicaid & WIOA

Other Services Provided: Medicaid, Food assistance, Ohio Works First (OWF), Child Care

Contact Information: 445 Woodlawn Ave Zanesville, OH 43701; (740) 454-0161;

muski_info@jfs.ohio.gov

Hours: Monday – Friday, 7:00 am to 5:00 pm

Service Area: Muskingum County

Eligibility Requirements: Individuals must be a Medicaid recipient, attending a Medicaid covered service & meet requirements of the NET Plan.

Website: <https://www.muskingumcountyjfs.com/>

Agency Name: Quality Care Partners

Transportation Service Type: Refers patients to transportation service providers

Other Services Provided: Physician-hospital organization (PHO) located in Southeastern Ohio

Contact Information: 33 South 5th St. Zanesville, OH 43701; (740) 455-5199 or (888) 258-7621;

info@qualitycarepartners.com

Hours: Monday – Friday, 8:00 am to 4:30 pm

Service Area: Muskingum County and Provider Network in Ohio

Eligibility Requirements: Determined by personal health insurer

Website: <https://www.qualitycarepartners.com/>

Agency Name: South East Area Transit

Transportation Service Type: Human Services Agency Fixed Route (fixed path, schedule, stops)/Demand response (one-time & standing order appointments & group trips for agency consumers attending program activities)

Other Services Provided: Outreach (On-The-Go), Travel Training, Greyhound Bus Terminal

Contact Information: 224 Main St., Zanesville, OH, 43701; (740) 454-8573, Option #1

Hours: *Muskingum County:* Monday – Friday, 6:00 am to 6:00 pm; *Guernsey & Noble County:* Monday – Friday, 8:00 am to 5:00 pm

Service Area: Muskingum, Guernsey & Noble Counties
Eligibility Requirements: None. Open to the General Public
Website: www.seatbus.org

Agency Name: The Carr Center
Transportation Service Type: Human service agency fixed route (fixed path, fixed schedule, designated stops)
Other Services Provided: Adult Day Care for Developmentally Disabled Individuals
Contact Information: 1035 Beverly Ave., Zanesville, OH, 43701; (740) 453-5417
Hours: Monday-Friday, 7:00 am to 5:00 pm
Service Area: Muskingum and Guernsey County
Eligibility Requirements: All Transportation is provided for Carr Center clients only
Website: www.carrcenter.org

Agency Name: Zanesville-Muskingum County Health Department
Transportation Service Type: Don't directly operate transportation but buy bus passes or transportation on behalf of their consumers
Other Services Provided: Environmental Health, Healthy Communities & Families, Birth & Death Certificates, Disease Prevention
Contact Information: 205 N. 7th St. AND 333 Putnam Ave. Zanesville, OH 43701; 740-454-9741;
help@zmchd.org
Hours: Tuesday – Friday, 8:00 am to 4:00 pm
Service Area: Muskingum County
Eligibility Requirements: Clients of their services who need transportation for related services.
Website: <http://www.zmchd.org/>

TUSCARAWAS COUNTY

Agency Name: Community Mental Healthcare Inc
Transportation Service Type: Client based mental health group therapy only
Other Services Provided: Mental Health, substance abuse and crisis services
Contact Information: 201 Hospital Dr., Dover, OH, 44622; (330) 343-6631, J.J. Boroski, Executive Director
Hours: Monday – Tuesday, 8:00 am to 8:00 pm; Wednesday – Thursday, 8am to 5pm; Friday, 8am to 12pm Office; Transportation, Monday – Thursday, 7:30 am to 1:30 pm
Service Area: Tuscarawas County
Eligibility Requirements: Clients only
Website: www.cmhdover.org

Agency Name: Horizons of Tuscarawas & Carroll Counties Inc
Transportation Service Type: Demand Response
Other Services Provided: Developmentally Disabled Group Homes & workshop
Contact Information: 220 W. 4th Street, Dover, OH, 44622; (330) 364-5415, Donna Merrill, Executive Director
Hours: Monday – Saturday, 6:00 am to 11:00 pm; Sunday, 7:00 am to 2:00 pm

Service Area: Tuscarawas County
Eligibility Requirements: 16 years or older
Website: www.horizonsofcarrollandtusc.org

Agency Name: Society for Equal Access (SEA)
Transportation Service Type: Demand Response
Other Services Provided: Independent Living Center Inc
Contact Information: 1458 Fifth Street NW, New Philadelphia, OH; (330) 343-9292, Kevin Hannahs, Executive Director
Hours: Monday – Friday, 5:00 am to 5:00 pm; Saturday & Sunday by Appointment
Service Area: Tuscarawas County
Eligibility Requirements: Resident of Tuscarawas County
Website: www.seailc.org

Agency Name: Tuscarawas County Job & Family Services (Tusc County JFS)
Transportation Service Type: Demand Response
Other Services Provided: Public Assistance and Children Services
Contact Information: 389 16th Street SW, New Philadelphia, OH 44663; (330) 339-7791, David Haverfield, Executive Director; Transportation Department (330) 308-7716
Hours: Monday – Friday, 8:00 am to 4:00 pm Office; Transportation Monday – Friday, 7:00 am to 5:00 pm
Service Area: Tuscarawas County
Eligibility Requirements: Transportation Medicaid eligible
Website: www.tcjfs.org

Agency Name: Tuscarawas County Senior Center (Tusc County SC)
Transportation Service Type: Demand Response for Tuscarawas County residents over 60
Other Services Provided: Five satellite centers, in home services, minor home repair, volunteer options, nutritious meals, education programs, telephone reassurance, income tax preparation through AARP, Medicare consultation/prescription drug assistance, fitness center
Contact Information: 425, Prospect St., Dover, OH, 44622; (330) 364-6611, Pam Ferrell, Executive Director, pferrell@tuscsc.org
Hours: Monday – Thursday, 8:00 am to 6:30 pm & Friday 8:00 am to 4:30 pm; *Transportation* Monday – Friday, 8:15 am to 3:45 pm, Tuesday & Thursday 1:30 pm to 8:00 pm & Saturday, 8:00 am to 4:00 pm
Service Area: Tuscarawas County
Eligibility Requirements: Senior Center Tuscarawas County resident 50 years old & older; Programs Tuscarawas County resident 60 years old & older
Website: www.tuscsc.org

Inventory of Available Transportation Service Providers
 OMEGA Region Transportation Service Provider Inventory

Agency	Phone Number	Website	Service Hours	Fare Structure	Handicap Accessibility	Open to Public or Human Service Only	Service Area	Mode of Transportation Service	Eligibility
BELMONT COUNTY									
Barnesville Taxi Service	(740) 425-9900	https://www.facebook.com/pages/Barnesville-Taxi-Service/110822622315968	M – F 9:00a – 5:00p	Cash Only	No	Open to Public	Belmont County	On-Demand	None
Belmont County JFS	(740) 695-1074	www.jfs.ohio.gov	M – F 8:30a – 4:30p	Bus Tokens, Gas Vouchers/ Cards	Depends on TSP Vehicle	Human Service Only	Belmont County	Other: <i>Contracts Transportation</i>	Medicaid Eligible
EORTA/OVRTA	(304) 232-2190	http://www.ovrta.org/	M – Sat 6:00a – 6:30p	\$1.30 Base Fare/ \$2.60 Demand-Response	Yes	Open to Public	Eastern Belmont Co & Wheeling, WV	Fixed Route	None
Martins Ferry EMS	(740) 633-0515	N/A	M – F 8:00a – 5:00p	Per Contract	Yes	Open to Public	Martins Ferry & surrounding communities	Other: <i>Demand-Response</i>	Contracts/Medical Necessity
National Church Residences	(740) 425-9001	www.nationalchurchresidences.org	24/7	Miles, wait time, load fee	Yes	Open to Public	Belmont County	On-Demand	None
Neffs Fire Department	(740) 676-5563	http://www.neffsfire.org/	When Needed by Clients	Per Contract	Yes	Open to Public	Belmont County	Other: <i>Demand-Response</i>	Public eligible for medical trips & BCDJFS eligible
SSOBC	(740) 695-4142	www.ssobc.com	M – F 7:00a – 3:00p	Donations	Yes	Open to Public	Belmont County	On-Demand	60 Years Old & Belmont Co. Resident
CARROLL COUNTY									
CCBDD – Carroll Hills School	(330) 627-6555	http://www.carrollhills.com	M – F 8:00a – 4:00p	Call for Info	Yes	Human Service Only	Carroll County	Other: <i>School</i>	3-21 age enrolled student with IEP
CCBDD – Community Employment	(330) 627-6555	http://www.carrollhills.com	M – Sat 7:00a – 8:00p	Call for Info	No	Open to Public	Carroll County	Other: <i>Community Employment</i>	Must have a developmental disability
Carroll County Council on Aging, Inc.	(330) 627-7017	http://carrollcountyohio.us/agencies-and-departments/senior-citizens-friendship-center/	M – F 8:00a – 4:00p	Call for Info	N/A	Open to Public	Carroll County	Other: <i>Transit service for Medical appointments</i>	Age 60 Years & Older
Carroll Co JFS	(330) 627-2571	https://www.carrollcountyjfs.com	M – F 7:45a – 4:30p	Call for Info	N/A	Human Service Only	Carroll County	Other: <i>Vouchers for NEMT</i>	County resident – NEMT Vouchers
Carroll County Transit	(330) 627-1900	http://carrollcountyohio.us/agencies-and-departments/carroll-county-transit/	M – F 6:00a – 6:00p	In Carrollton - \$3.50 In County - \$5.50 Out-of-County - \$8.50 Extra Stops - \$1.00 ea 40+ miles - \$.35/mi Out-of-county to Carroll Co \$15; Children ≤ 5yr FREE Personal Care Asst - FREE	Yes	Open to Public	Carroll County	Other: <i>Demand-Response</i>	None

Agency	Phone Number	Website	Service Hours	Fare Structure	Handicap Accessibility	Open to Public or Human Service Only	Service Area	Mode of Transportation Service	Eligibility
COLUMBIANA COUNTY									
Alpha Care	(330) 368-0285	None	M – F 9:00a – 3:00p	Call for Info	Yes	Human Service Only	Columbiana County	Fixed Route	Medicaid Funded
Calcutta Health Care	(330) 385-7100	www.chcccompanies.com/calcutta	M – F 6:00a until Finished	Call for Info	Yes	Human Service Only	Columbiana Co + other Medical Centers	Other: Medical & Dialysis for Residents	Center Residents Only
CARTS	(330) 424-4015	www.cartsonline.org	M – F/Sat 5:30a – 6:00p/8:30a – 4:00p	Fixed \$1.80 – \$20 one-way w/ reduced fare if qualify	Yes	Open to Public	Columbiana Co + 50 mi of pick-up within Ohio	Fixed Route, Deviated, Demand Response	Trip begins or ends in Columbiana County
Change, Inc.	(304) 459-4010	www.changeinc.org	M – F 8:00a – 8:00p (Sat dialysis appts)	Call for Info	Yes	Human Service Only	Ohio (Col & Jeff Counties) WV (Hancock, Brooke, Ohio & Marshall Counties)	Other: <i>Contract & NEMT, Demand Response</i>	Can only access through CARTS in Ohio for NET trips only
Checker Transportation	(740) 283-1757	None	24/7	Call for Info	Yes	Open to Public	Tri-State Area	On-Demand	Only contracted trips through insurance or managed care providers
Columbiana Co Educational Service Center	(330) 424-9591	www.ccesc.k12.oh.us	M – F 6:30a – 5:00p	Call for Info	Yes	Human Service Only	Columbiana County	Other: <i>School Transportation</i>	Children enrolled in school programs
Columbiana Co Veterans Service Commission	(330) 424-7214	www.columbianacountyvets.org	M – F 8:00a until Finished	Call for Info	No	Human Service Only	Columbiana County to VA Clinics (Cleveland/Youngstown)	Other: <i>Veterans Transportation Only</i>	Veteran with VA Clinic Appointments
Covington Skilled Nursing	(330) 426-2920	www.covingtonskilled.com	M – F 9:00a – 5:00p	Call for Info	Yes	Human Service Only	Columbiana County & Surrounding Area	Fixed Route, Demand Response	Facility Residents Only
EDI	(330) 385-2970	None	M – F 6:30a – 5:30p	Call for Info	Yes	Human Service Only	Columbiana County	Fixed Route	Medicaid & Workshop Clients Only
Emergency Medical Transport (EMT)	(330) 424-7474	None	24/7	Call for Info	Yes	Open to Public	Northern Columbiana County	Other: EMT/ Ambulance	N/A
Head Start	(330) 424-6693	www.ccjheadstart.org	M-F School Hours	Call for Info	Yes	Human Service Only	Columbiana & Jefferson Counties	Fixed Route, <i>School Transportation</i>	Enrolled School Children
KLK Mobile Intensive	(330) 337-4554	None	24/7	Call for Info	Yes	Open to Public	Columbiana Co & Out-of-State Medical Trips	Other: <i>EMT/ Ambulance</i>	Medicaid & Other Insurance
Lifeteam EMS	(330) 386-5505	www.lifeteamems.com	24/7	Call for Info	No	Open to Public	Columbiana Co & Out-of-County/State Medical Trips	Other: <i>EMT/ Ambulance</i>	Medical Necessity Requirements
North Star Critical Care	(330) 386-9110	www.northstar-critical-care.com	24/7	Call for Info	No	Open to Public	Columbiana Co, Cleveland & Youngstown	Other: <i>EMT/ Ambulance</i>	N/A

Agency	Phone Number	Website	Service Hours	Fare Structure	Handicap Accessibility	Open to Public or Human Service Only	Service Area	Mode of Transportation Service	Eligibility
The Orchards of East Liverpool	(330) 382-0101	www.foxcrest.com	M – F/ Sat As Needed/ Dialysis	Call for Info	Yes	Human Service Only	Columbiana Co including dialysis appointments	Fixed Route, Demand Response	Residents of Facilities Only
Parkside Health Care	(330) 482-5547	www.WHParkside.com	M – F 9:00a – 5:00p	Call for Info	Yes	Human Service Only	Tri-State Region, no restrictions	Fixed Route, Demand Response	Residence of Facilities Only
Paul’s Cab Company	(330) 283-7777	None	24/7	Call for Info	No	Open to Public	All of the Tri-State Region	On-Demand	Cash unless account established with owner
Quaker Cab Company	(330) 332-5120	www.quakercab.com	24/7	Call for Info	No	Open to Public	Tri-State Area, especially medical centers	On-Demand	Cash/Debit Card or account with owner
Salem Healthcare Centers (North & West)	(330) 337-9503	www.atriumlivingcenters.com	24/7	Call for Info	Yes	Human Service Only	Columbiana Co & Out-of-State Medical Trips	Fixed Route, Demand Response	Resident of facility & staff, not for family
Tri-State Cab Company	(330) 385-0200	None	24/7	Call for Info	No	Open to Public	Tri-State Area, no restrictions	On-Demand	Cash Only Service
Vista Center	(330) 424-5852	www.vistacarecenters.com	M – F 9:00a – 5:00p	Call for Info	Yes	Human Service Only	Columbiana County	Fixed Route, Demand Response	Resident/patient of the facility
We Are Blessed Transportation	(304) 387-4175	None	M – F 9:00a – 5:00p	Call for Info	Yes	Open to Public	Tri-State, pick-up only in Ohio or WV	On-Demand, Demand Response	Cash preferred
Wee The People	(330) 385-5452	None	M – F 1:45p – 4:00p	Call for Info	No	Human Service Only	Columbiana County	Fixed Route	Must be registered in one of the centers
COSHOCTON COUNTY									
CCCTA	(740) 622-7139	www.coshoctoncounty.net/transportation	M – F 8:00a – 4:00p	One-way trips in county \$19.12 Out-of-county trips \$1.99/mile	Yes	Open to Public	Coshocton County	On-Demand	Register with office, JFS, AAA, or Veterans
Coshocton Senior Center	(740) 622-9778	http://www.knohoco.org/index.php/services/senior-services/senior-center	M – F 8:00a – 4:30p	Donations/ Reimbursements	Yes	Human Service Only	Coshocton County	Other: <i>Senior Transportation for meals & grocery</i>	Coshocton County Residents 60 years & over
Hopewell Industries, Inc.	(740) 622-3563	http://www.hopewellindustries.org/ or www.fuseoh.net	M – F 8:00a – 4:00p	Call for Info	Yes	Human Service Only	Coshocton, Licking, Muskingum	On-Demand	Intellectual/Developmental Disability
RHDD	(740) 622-2313	https://www.rhddinc.org/	M – F 8:00a – 4:00p	Waiver Rate	Yes	Human Service Only	SE Ohio, Holmes, Coshocton, Guernsey, Muskingum, Washington, Athens, Noble, Belmont	On-Demand or Scheduled	Must be determined to have a disability/waiver clients
Veteran Service Commission	(740) 622-4852	https://www.coshoctoncounty.net/veterans/	M – F 8:00a – 4:00p	Government reimbursement	No	Human Service Only	Coshocton County	Other: <i>Veteran Transportation to VA</i>	Veterans and/or dependents
GUERNSEY COUNTY									
Countryview Assisted Living	(740) 489-5351	http://www.ohiocountyhomes.org/guernsey.html	M – F 8:00a – 4:00p	Call for Info	No	Open to Public	Call for Info	Call for Info	Call for Info
GCDJFS	(740) 432-2381	www.guernseycountyjfs.org	M – F 7:30a – 4:00p	Call for Info	N/A	Human Service Only	150 mi radius from Medicaid pers household	Other: <i>Contracts Transportation</i>	Eligible for Ohio Medicaid coverage

Agency	Phone Number	Website	Service Hours	Fare Structure	Handicap Accessibility	Open to Public or Human Service Only	Service Area	Mode of Transportation Service	Eligibility
Guernsey County Senior Citizens Center	(740) 432-3838	www.guernseysenior.org	M – F 8:00a – 8:00p	Call for Info	Yes	Open to Public	Guernsey County	Demand Response	Age 60 or older
Guernsey County Veteran Services	(740) 432-9295	http://guernseycounty.org/veterans-service/	M – F 8:00a – 4:00p	Call for Info	No	Open to Public	VA facilities Cleveland, Canton, Columbus & Chillicothe, OH	Fixed Route, Demand Response	Veteran and Resident of Guernsey County
South East Area Transit	(740)-454-8573	http://seatbus.org/	M – F 8:00a – 5:00p	Destination location (\$0.50 - \$16.00 range)	Yes	Open to Public	Muskingum & Guernsey County and Trips one-way up to 150 mi	Fixed Route, ADA Paratransit, Demand Response	None
Society for Equal Access	(330) 343-9292	https://seailc.org/	M – F 8:00a – 5:00p	Call for Info	Yes	Open to Public	Tuscarawas, Guernsey County & PassPort areas	Demand Response and JFS	Just need payment
HARRISON COUNTY									
HCDJFS	(740) 942-6025	http://www.harrisoncountyohio.org/department-of-job-family-services	M – F 8:30a – 4:30p	Call for Info	No	Open to Public	NEMT Area Harrison Co + Tri-State Area	Other: <i>Contracts Transportation</i>	NEMT – Medicaid Eligibility
Harrison County Public Transit	(740) 942-1369	http://www.harrisoncountyohio.org/rural-transit	M – F 5:00a – 5:00p	\$4 one-way in county; \$10 one-way ≤40 mi out-of-county; 25¢/mi > 40 mi. Kids ≤ 5 free; PCAs Free	Yes	Open to Public	Harrison County + 40 miles	Demand Response	Harrison County Residents & Shared Rides are Required (same time same direction)
Harrison County Veteran Services	(740) 942-8441	https://www.harrisoncountyohio.org/veterans-service-office-hours-of-operation	M – F 8:00a – 4:00p	Call for Info	No	Human Service Only	Harrison County	Other: <i>Veteran Transportation</i>	Veteran and Harrison County Resident
HOLMES COUNTY									
HCBDD	(330) 674-8045	www.holmesdd.org	M – F 8:00a – 5:00p	Call for Info	Yes	Human Service Only	Holmes County	Other: <i>Human Service Door to Door Route</i>	Have qualifying disability/functional limitations
Holmes Co Council on Aging	(330) 674-0580	https://www.facebook.com/MillersburgSeniorCenter/	M – F 7:00a – 2:30p	Varies Per Trip	No	Open to Public	Holmes County + 20 miles within	Other: <i>Van Service</i>	Age 60 or older
HCJFS	(330) 674-1111	http://www.holmescountydjfs.com/	M – F 7:30a – 4:30p	Call for Info	N/A	Human Service Only	Holmes County	Other: <i>Contracts Transportation</i>	Ohio Works First Assistance, 20+ hrs/wk
Holmes Co Veterans	(330) 674-4806	https://www.co.holmes.oh.us/veterans-services-overview	M – F 8:30a – 4:30p	Free for Veterans	No	Human Service Only	Holmes Co + VA facilities in Canton, Parma, and Cleveland	Other: <i>Veteran Van Service</i>	Veteran, Holmes County Resident
Lynn Hope Industries	(330) 674-8045	www.lynnhope.com	M – F 8:00a – 5:00p	Call for Info	Yes	Human Service Only	Holmes County	Other: <i>Human Services Trips</i>	Eligible for HCBDD services
Precious Angel Transportation	(330) 601-0345	www.preciousangeltransport.com	M – F 6:00a – 5:00p	Call for Info	Yes	Open to Public	Holmes and Wayne Counties	On-Demand	HCBDD ride alone; others combined trips and must pay cash
JEFFERSON COUNTY									
Ambulance Service, Inc.	(740) 283-1757	N/A	24/7	Varies per Trip	Yes	Open to Public	Tri-State Area	On-Demand	None
Checker Transportation	(740) 283-3681	N/A	24/7	Varies per Trip	Yes	Open to Public	Tri-State Area	On-Demand	None
PALS, Chrysalis Health	(740) 266-6167 x2121	https://www.palschrysalishealth.com/	5:45a – 9:00a; 2:00p – 5:30p	Call for Info	Yes	Open to Public	Jefferson County	Van Transportation	Developmental Disability over 21

Agency	Phone Number	Website	Service Hours	Fare Structure	Handicap Accessibility	Open to Public or Human Service Only	Service Area	Mode of Transportation Service	Eligibility
Prime Time Office on Aging	(740) 314-5197	http://www.primetimejeffersoncounty.com/	MWF 5:00a – 3:00p T Th 7:00a – 3:00p	Free	Yes	Open to Public	Jefferson County	Van Transportation w/ Handicap Access	Jefferson Co Resident 60 years and older
SVRTA	(740) 282-6145	www.svrta.com	M – F /Sat 6:30a – 6:15p/9:00a – 5:00p	\$0.50 – Adult \$0.25 – Senior \$30 annual pass	Yes	Open to Public	Steubenville, Mingo Junction, Wintersville	Fixed Route, Paratransit	None
TranSmart USA	(740) 535-8016	http://transmartusallc.com/	M – F/SatSun 5:00a – 7:00p/Appt	Varies per Trip	Yes	Open to Public	Tri-State & Harrison Co	On-Demand	None
MUSKINGUM COUNTY									
Allwell Behavioral Health Services	(740) 588-6484	http://allwell.org/	M – F 8:00a – 5:00p	Call for Info	No	Human Service Only	Muskingum County	Other: <i>Demand Response</i>	Allwell Clients Only
Genesis HealthCare System	(740) 454-4000	https://www.genesisshcs.org/	24/7	Call for Info	Yes	N/A	Muskingum County	Other: <i>Coordinates with Transportation Providers</i>	Genesis Patient
Muskingum County Board of DD	(740) 453-4829	http://www.muskingumdd.org	M – F 8:30a – 4:00p	Call for Info	Yes	Human Service Only	Muskingum County	Other: <i>Coordinates with Transportation Providers</i>	Eligible riders with developmental disabilities, their families, and providers
Muskingum County Center for Seniors	(740) 454-9761	www.mccfs.org	M – F 8:00a – 4:00p	Call for Info	Yes	Open to Public	Muskingum County	Other: <i>Demand Response</i>	Muskingum Co seniors 60 years or older
Muskingum County Job & Family Services	(740) 454-0161	https://www.muskingumcountyjfs.com/	M – F 7:00a – 5:00p	No charge/fee for providing transportation	Yes	Human Service Only	Muskingum County	Other: <i>Contracts transportation & offers bus passes</i>	Medicaid Recipient and NET plan requirements
Quality Care Partners	(740) 455-5199	https://www.qualitycarepartners.com/	M – F 8:00a – 4:30p	Call for Info	N/A	N/A	Provider network in Ohio	Other: <i>Refers passengers to providers</i>	Determined by personal health insurer
South East Area Transit	(740) 454-8573	www.seatbus.org	M – F Musk 6:00a – 6:00p Guernsey/ Noble 8:00a – 5:00p	Destination location (\$0.50 - \$16.00 range)	Yes	Open to Public	Muskingum County, Guernsey County, Noble County 150 mi radius Med Appt	Fixed Route, Demand Response	None
The Carr Center	(740) 453-5417	www.carrcenter.org	M – F 7:00a – 5:00p	\$1.75/loaded mile or fee reimbursable rates	Yes	Human Service Only	Muskingum and Guernsey County	Fixed Route	Carr Center Clients Only
Zanesville-Muskingum County Health Department	(740) 454-9741	http://www.zmchd.org/	T – F 8:00a – 4:00p	Call for Info	N/A	Open to Public	Muskingum	Other: <i>Demand Response and offers bus passes</i>	Muskingum County Resident
TUSCARAWAS COUNTY									
CMH	(330) 343-6631	www.cmhdover.org	M – Th 7:30a – 1:30p	No Fares	No	Human Service Only	Tuscarawas County	Other: <i>Client Group Only</i>	Clients of CMH

Agency	Phone Number	Website	Service Hours	Fare Structure	Handicap Accessibility	Open to Public or Human Service Only	Service Area	Mode of Transportation Service	Eligibility
Horizons Rural Public Transit	(330) 364-5415	www.horizonsofcarrollandtusc.org	M – Sat/Sun 6:00a – 11:00p/7:00a – 2:00p	\$6 Round Trip; \$4 One Way; Out of County per mile fee	Yes	Open to Public	Tuscarawas County	Demand Response	Tuscarawas Resident
SEA	(330) 343-9292	www.seailc.org	M – F/SatSun 5:00a – 5:00p/by Appt	Call for Info	Yes	Open to Public	Tuscarawas County	Demand Response	None
Tusc County JFS	(330) 308-7716	www.tcjfs.org	M – F 7:00a – 5:00p	Call for Info	No	Human Service Only	Tuscarawas County	Demand Response	Tuscarawas Resident & qualifies for NEMT transportation
Tusc County SC	(330) 364-6611	www.tuscsc.org	M – Sat 8:15a – 3:45p	Donations Only	Yes	Open to Public	Tuscarawas County	Demand Response	Resident of Tuscarawas County & Age 60 and older

ANALYSIS OF REGIONAL TRANSPORTATION SERVICE PROVIDERS

Assessment of Community Support for Transit

In total, there are 71 transportation service providers, human service agencies, and transit agencies that operate in the 10 counties of the OMEGA region. The service providers and agencies consist of: Mobility Managers, Department of Jobs & Family Services, Senior Services, Veteran Services, Board of Developmental Disabilities, Area Agency on Aging Region 9, five transit authorities/agencies, several career centers, community action agencies, Community Improvement Corporations, taxi services, colleges, non-profit and for-profit providers, and planning agencies such as BELOMAR and BHJMPC.

Regarding technology, of the 71 providers, 14 agencies do not currently utilize or have a website to share their information online. There are several human service agencies, which contract for transportation services but do not have information concerning the transportation service providers on their website. This can be very useful to coordinate transportation service by using technology efficiently.

More technology features that aid in service to transportation are located in Table 9 of **Appendix E**. A total of 24 agencies use a scheduling software to schedule trips; however, one schedules trips by hand, one uses outlook, and one uses other Microsoft Office programs to schedule trips. Holmes County is the only county in the region that reports no scheduling software. Nineteen agencies use dispatching software to manage their trips while one agency uses Microsoft Office to dispatch and another uses a mobile phone or on-view. Thirteen agencies use automated vehicle location (AVL) or geographic position systems (GPS) for use in their fleet vehicles. Currently, applications for riders to schedule trips are not available in the region.

Most of the transportation providers and human service agencies operate Monday through Friday during normal business hours. Some operate on the weekends for a few hours or by appointments only. There are several providers that operate on Saturday, Sunday, or both. Transportation service providers which offer Saturday and/or Sunday service are listed in **Exhibit 3-1**.

Aside from weekend service, there are many transportation providers that work around the clock, see **Exhibit 3-1**. Eleven transportation providers operate 24/7 and include four taxicab companies, five EMT Ambulance services, one on-demand nonprofit transportation provider and one healthcare system that coordinates with other transportation providers. Nine of the 24/7 transportation providers are located in Columbiana County, and the others are located in Belmont, Jefferson and Muskingum County.

County	Weekend by Appointments	Saturday and/or Sunday Service	24/7 Transportation Service
BELMONT	➤ Neffs Fire Department	➤ EORTA/OVRTA	➤ National Church Residences
CARROLL	N/A	➤ CCBDD – Community Employment	N/A
COLUMBIANA	<ul style="list-style-type: none"> ➤ The Orchards of East Liverpool (Dialysis) ➤ Change Inc. (Dialysis) 	N/A	<ul style="list-style-type: none"> ➤ Checker ➤ EMT ➤ KLG Mobile ➤ Intensive ➤ Lifeteam EMS ➤ Northstar Critical Care ➤ Paul’s Cab Co. ➤ Quaker Cab Co. ➤ Salem Healthcare Centers (North & West) ➤ Tri-State Cab Co.
JEFFERSON	➤ TranSmart USA	➤ Steel Valley RTA	➤ Checker/ASI
MUSKINGUM	N/A	N/A	➤ Genesis HealthCare System
TUSCARAWAS	➤ SEA Inc.	<ul style="list-style-type: none"> ➤ Horizons Rural Public Transit ➤ Tuscarawas Senior Center 	N/A

EXHIBIT 3-1: OMEGA REGIONAL TRANSPORTATION SERVICE PROVIDERS THAT OPERATE ON WEEKENDS OR 24/7

Thirty-eight transportation service providers are open to the public; 15 operate on a fixed route, 14 operate on an on-demand type of service, and the rest of the providers have other modes of service. Of these other modes of service, 22 transportation service providers operate a demand response service, nine provide only medical or NEMT trips, and eight offer vouchers or passes to their clients or have contracts with transportation providers.

There are many transportation service providers that have specific eligibility standards. Eleven providers do not have any eligibility requirements and are completely open to the public. There are currently six providers that require the customer to pay with cash as the only acceptable form of payment. Twenty-eight organizations are limited to only their residents in the county, or clients, patients, or veterans that use their services. Five agencies require the person to have a disability in order to use their transportation service. Eight agencies provide transportation services only to persons who are 60 and older.

The fare structure varies per agency and especially per type of ride. No consistent fare rate is used throughout the region; however, this is a goal strategy that the Regional Coordinated Council as well as ODOT is looking to possibly solve with a cost-allocation model. Depending on the structure, the organizations can have different types of primary funding sources, either by Medicaid, levies, FTA, ODOT 5310/5311 grants, Title IIIB, Area Agency on Aging, Passport, VA, or general revenue. The transportation

service providers also have different primary sources of match funding either by levies, contracts, donations, boards of developmental disabilities, local grants, or their own program income. The guidelines and regulations imposed by these varied funding agencies may impede cost-effective coordination to the transportation service providers.

Safety

Of the 71 transportation service providers in the region, 46 offer handicap access to the public. Thirty-three agencies offer services only to their human service clients only. Tables 3, 10-12 of **Appendix E** relate directly to overall safety of service that is offered to the public through transportation. Of the 71 providers, 41 did not offer a response to the information being asked. According to Table 3, a total of 25 transportation service providers have defensive driving and perform a pre and post-trip vehicle inspection, 23 offer passenger assistance, bloodborne pathogens training, first aid and CPR training, 21 train for emergency procedure and evacuation, 20 have consumer rights and HIPAA training, and 19 offer drug and alcohol awareness training. For all the providers that responded, 23 require all new employees to complete safety training, only 13 providers require a refresher training, and only 15 providers have refresher training required for some of the training that they provide.

According to Table 10, a total of 25 transportation service providers have a vehicle preventive maintenance plan. Twenty-two providers have a vehicle ADA equipment preventive maintenance plan. Twenty-six providers require a pre-trip vehicle inspection whereas only 17 require a post-trip vehicle inspection. Twenty-one providers require a pre-trip ADA accessibility equipment test. Only 24 have an on-board communications equipment and 26 providers have on-board safety equipment such as a fire extinguisher, biohazard kit, or first aid kit. Regarding a 4-Point Restraint System for 3- and 4-Wheeled Mobility Devices there is a total of 21 providers that have this system for their transportation service.

According to Table 11, regarding drug and alcohol testing, 26 providers require a pre-employment drug test and 20 providers perform random drug tests. Twenty-three providers perform post-accident testing of drivers and 25 providers perform testing if they have any reasonable suspicion.

According to Table 12, regarding criminal background and motor vehicle record checks, for new employee criminal history checks, 24 transportation providers check, whereas only 20 have current periodic criminal history checks and only one checks every five years. Twenty-two providers perform a new employee driver's license record check and 22 providers periodically check their employee's driver's license record. Twenty-three providers perform a new employee sex offender database check; whereas only 19 providers do this periodically and only one provider checks every five years. Twenty-three transportation service providers have a new employee abuse registry check; whereas 19 providers check periodically and only one every five years. Regarding a New Employee System of Award Management (SAM) Registry Check, 14 transportation service providers perform this; whereas, only 13 providers perform this periodically and only one agency does every five years.

On the regional scale, of the 30 providers that completed their tables, adequate safety protocols and training appear to be in place. The only areas that appear to be lacking are drug and alcohol awareness training as well as refresher courses. Additional effort in post-trip vehicle inspections, as well as random drug tests, periodic database checks for sex offenders, new employee abuse registries, and system of award management can also improve across all providers. Data requested in these tables is not

applicable for the human service agencies that contract with transportation providers and do not provide direct transportation services.

Vehicles

The 59 transportation service providers for which data is available list a combined total of **504** vehicles. Approximately 60% of the vehicles are wheelchair accessible, which is a total of 303 vehicles. A vehicle utilization table (Table 13) is provided in **Appendix E**.

Some transportation service organizations have an entire fleet of wheelchair accessible vehicles. To determine the overall wheelchair capacity in the region, most providers reported how many wheelchairs fit per vehicle. Others listed the overall vehicle capacity and responded ‘yes’ if they did have wheelchair access. For these vehicles, there was an assumption of one wheelchair per five available seats based on the comparisons of other transportation service provider wheelchair capacities. Based on this information, 569 spaces are available for wheelchairs on the vehicles in the region. According to the data in the demographic section, 15% of the population in the region are people with disabilities, which is more than 80,000 people. What is unknown is the number of people with a disability who have a need for a wheelchair as well as how many of them need transportation services. What is known is that the population is aging and the demand for services to assist with people of disabilities is growing. Therefore, the demand for wheelchair access is expected to increase.

County	Transportation Service Providers	Total Vehicles (Reported)	Wheelchair Access Vehicles	Number of Wheelchair Seats
Belmont	5	51	24	43
Carroll	5	21	16	34
Columbiana	18	140	90	170
Coshocton	6	41	16	34
Guernsey	1	10	6	9
Harrison	4	12	10	13
Holmes	5	31	24	70
Jefferson	5	77	31	51
Muskingum	5	40	28	49
Tuscarawas	5	81	58	96
TOTAL	59	504	303	569

EXHIBIT 3-2: OMEGA REGIONAL TRANSPORTATION SERVICE PROVIDERS WITH WHEELCHAIR ACCESS

As vehicles age, additional maintenance is required; vehicles may break down more often and become costlier to operate. Vehicle replacement, based on age and condition, is vital to the overall cost effectiveness of the transportation services provided. The average age of the vehicles recorded and reported in the inventory is 6.36 years. Eleven vehicles are considered brand new, 2019 model. Six vehicles in the region are older than 20 years and the oldest vehicle is 25 years old. Eighty vehicles (16%) in the region are older than 10 years and 165 vehicles (33%) in the region are older than the average of the 6.36 years for the vehicle age. The next exhibit, **Exhibit 3-3**, lists the average age of the vehicles for the fleets in each county.

County	Transportation Service Providers	Total Vehicles (Reported)	Average Age of Vehicles (Years)
Belmont	5	51	5.96
Carroll	5	21	5.09
Columbiana	18	35	4.03
Coshocton	6	41	6.73
Guernsey	1	10	11
Harrison	4	12	3.42
Holmes	5	31	10.39
Jefferson	5	77	5.55
Muskingum	5	40	7.58
Tuscarawas	5	81	6.27
TOTAL	59	399	6.36 (avg)

EXHIBIT 3-3: OMEGA REGIONAL TRANSPORTATION SERVICE PROVIDERS VEHICLE'S AVERAGE AGE

The other indicator for vehicle maintenance is mileage. However, odometer readings have only been reported for 312 vehicles, which is 61.9% of all reported or recorded vehicles in the region. As shown in **Exhibit 3-4**, the total mileage of these 312 vehicles in the region is 38,328,443 miles with an average of 122,848 miles per vehicle. The greatest number of miles for any vehicle reported in the region is 446,643 miles. Six vehicles in the region have more than 300,000 miles, 51 vehicles have over 200,000 miles, and 180 vehicles have well over 100,000 miles which equals 57.7% of the vehicles reported. Only 42.3% of the vehicles have less than 100,000 miles, 60 vehicles (19.2%) with less than 50,000 miles and only 14 vehicles (4.5%) with less than 10,000 miles. The majority of the vehicles that have been reported and are in use in the region have over 100,000 miles with an average age of 6.36 years. Each vehicle has a demand of nearly 20,000 miles a year which requires good and regular maintenance and stable funding just to keep a well-maintained fleet in service for the public.

County	Transportation Service Providers	Total Vehicles (Reported)	Total Vehicle Miles	Avg Miles Per Vehicle w/ Odometer Readings
Belmont	5	51	6,629,345	129,987
Carroll	5	21	1,882,088	89,623
Columbiana	18	35	4,385,793	125,308
Coshocton	6	32	3,367,688	105,240
Guernsey	1	10	1,291,290	129,129
Harrison	4	12	1,210,351	100,863
Holmes	5	16	2,207,201	137,950
Jefferson	5	27	2,753,822	101,993
Muskingum	5	27	3,386,397	125,422
Tuscarawas	5	81	11,214,468	138,450
TOTAL	59	312	38,328,443	122,848 (avg)

EXHIBIT 3-4: OMEGA REGIONAL TRANSPORTATION SERVICE PROVIDERS VEHICLE ODOMETER TOTALS BY COUNTY

As shown in **Exhibit 3-5**, the following rankings were used by each transportation service provider to indicate vehicle conditions:

- 5: Excellent – brand new; no major problems exist, only routine maintenance
- 4: Good – elements are in good working order; requiring only nominal or infrequent minor repairs (greater than six months between repairs)
- 3: Fair – requires frequent minor repairs (less than six months between repairs) or frequent major repairs (more than six months between major repairs)
- 2: Bad – requires frequent major repairs (less than 6 months between major repairs)
- 1: Poor – in poor condition that continued use presents potential problems

The average ranking for vehicles in the region was 3.86, which is narrowly below good meaning most of the fleets in our region require frequent major and minor repairs. This can become a strain on the funds for transportation service providers which may benefit from any grant funding that can help with vehicle maintenance. The average service days for the vehicles reported is 5.73 days in a week, with little weekend service but still slightly more than a regular work week. Regular maintenance and a sustainable funding mechanism are an on-going challenge for many transportation service providers.

County	Transportation Service Providers	Total Vehicles (Reported)	Avg Vehicle Condition	Avg Vehicle Days of Service/Week
Belmont	5	51	4.08	6.09
Carroll	5	21	4.29	5
Columbiana	18	140	4	5.88
Coshocton	6	32	3.19	5.88
Guernsey	1	10	3.9	5
Harrison	4	12	4	5
Holmes	5	31	3.68	5
Jefferson	5	77	3.91	6.25
Muskingum	5	40	4.1	5.03
Tuscarawas	5	81	3.75	5.88
TOTAL	59	495	3.86	5.73

EXHIBIT 3-5: OMEGA REGIONAL TRANSPORTATION SERVICE PROVIDERS VEHICLE CONDITIONS AND SERVICE DAYS

It is an important indicator to look at the various transportation conditions as it relates to the vehicle fleets in the region. If the public is being served and transported by the coordinating service agencies, then the conditions of the vehicles need to be good for passengers to ride with space for handicap access and wheelchair capacity. The longer the vehicles are in service the mileage increases, and increased maintenance is required to keep the vehicles in service.

Origin-Destination Study, Methodology & Analysis

Another good analysis to include is to view where the transportation service providers are going. During the initial phase of the Regional Coordinated Plan, OMEGA organized a Regional Coordinated Council of participating transportation service providers, human service agencies, and any other stakeholders that are impacted by regional transportation. To begin to analyze the need for coordination between the stakeholders, OMEGA requested annual trip data from the transportation service providers. Origin and Destination data for 2017 was requested from each provider. To protect privacy, all that was required from each provider was the Origin Zip Code to the Destination Zip Code. A template was provided to all participating stakeholders; no transportation provider was required to participate.

Origin-Destination Data

- Date of Trip
- Trip Origin Zip Code
- Trip Destination Zip Code
- No Personal Information
- OMEGA will apply zip codes to correct block group to show detailed travel patterns
- Deadline: **June 30, 2018**

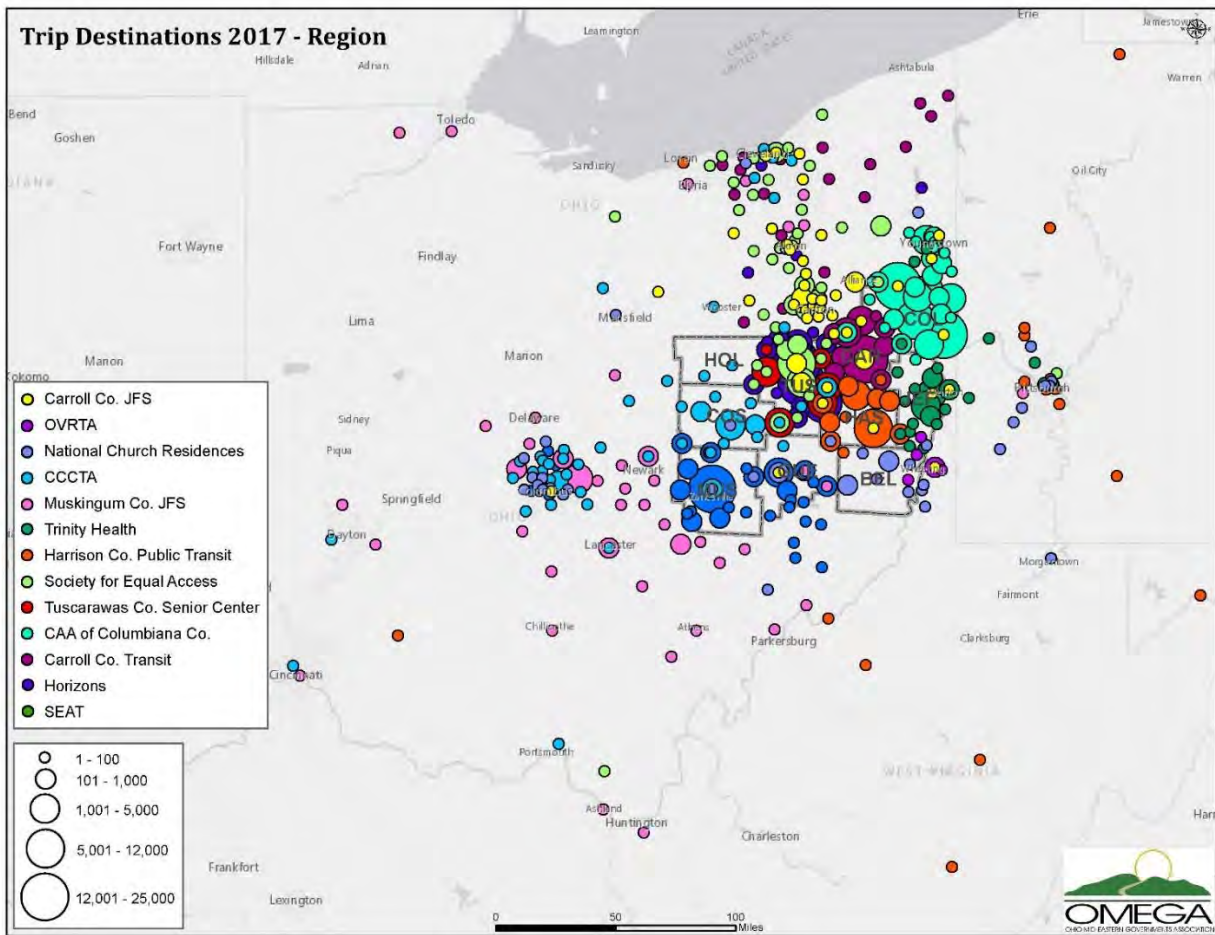
Date	Origin City	Origin State	Origin Zip	Dest City	Dest State	DestZip
17-Jul-17	St. Clairsville	OH	43950	Wheeling	WV	26003
5-Jan-18	Steubenville	OH	43952	Zanesville	OH	43701

IMAGE 3-1: ORIGIN-DESTINATION DATA PRESENTATION AND REQUEST

Nineteen transportation service providers in the region submitted trip data for the calendar year 2017. Four providers had data that wasn't able to be mapped for reasons that they either couldn't electronically store the data, transfer it over to the template, or only operate in one zip code which would not be properly represented on the map. This study indicated that there may be a need for more technology to be available for the providers primarily when it comes to scheduling trips. Some transit agencies and human service agencies still schedule and log trips by hand which made it difficult to transfer and map data. This is a goal strategy that will be discussed in the Goals & Strategies section.

Of the 15 transportation service providers which provided data, 220,915 trips occurred in calendar year 2017. The agency that had the most trips was Community Action Agency of Columbiana County (CAAofCC) with 56,062 trips in total and the least number of trips submitted was from Quality Care

Partners with 10. Many agencies that run on a fixed route were not able to be mapped since most are within the same zip code. However, some of the agencies offer paratransit service as well as long distance medical trips such as South East Area Transit (SEAT) which made 23,110 trips. Across all 15 agencies that submitted trips, the average number of trips per agency is 14,728. Knowing that the average days of service in the region is 5.73 days, this equates to 50 average trips per service day for just the transportation agencies in the region that participated in this study. **Map 3-1** illustrates the origin – destination data for 2017. For an interactive map, see: <https://arcg.is/1y8GS5>.



MAP 3-1: OMEGA REGIONAL TRANSPORTATION SERVICE PROVIDERS ORIGIN-DESTINATION DATA POINTS MAP

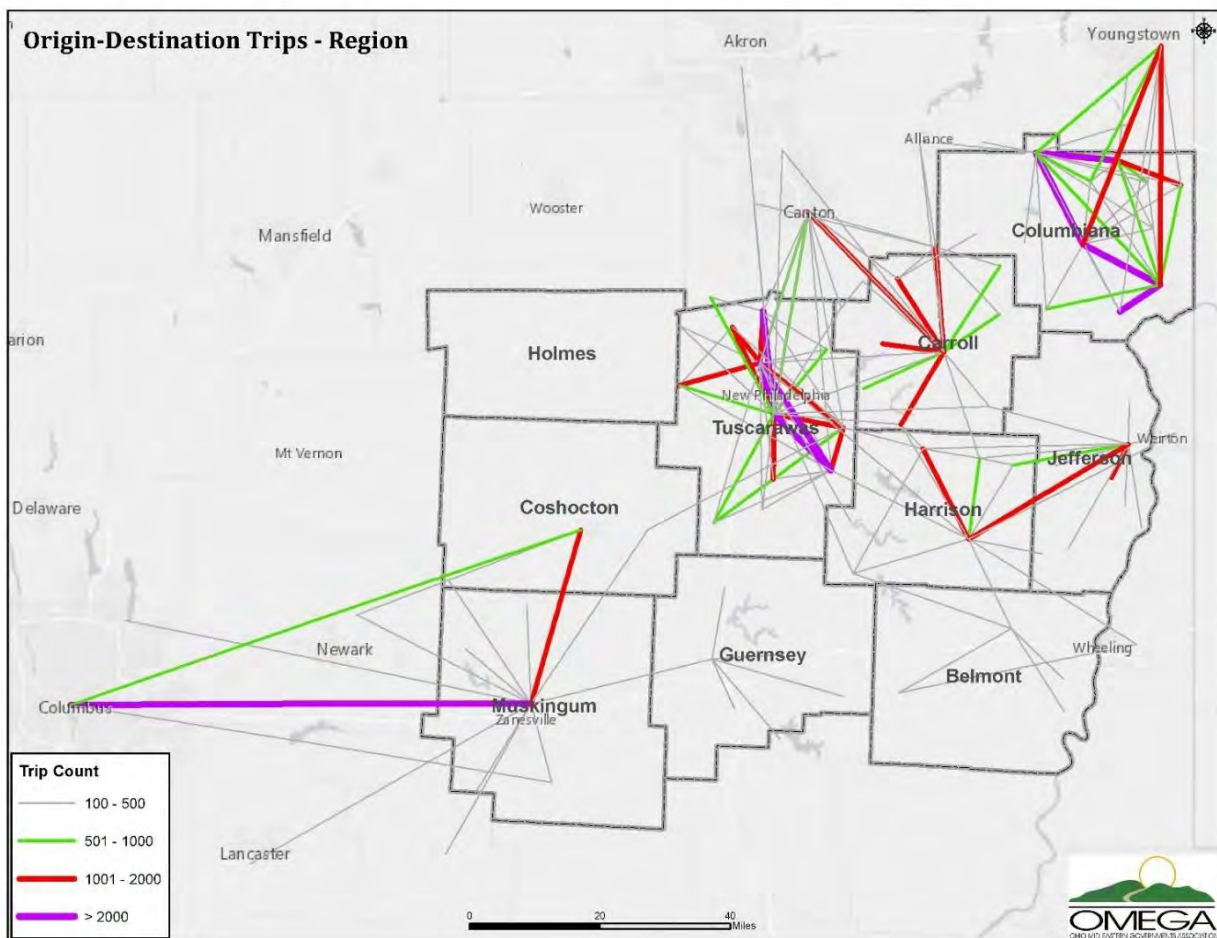
The majority of the total trips stay in the region, but many providers cross county lines and jurisdictional boundaries based on the needs of the public whether it's for a medical appointment, employment, or commercial purposes. Many trips leave the region daily and many span the state of Ohio and cross into the neighboring states of West Virginia and Pennsylvania. This can be a challenge for providers because of how they are funded or the public because of eligibility requirements. **Exhibit 3-6** shows the top destinations for Out-of-Region Trips.

Top Out-of-Region Destinations, 2017	
City, State	Number of Trips
Akron, OH	535
Canton, OH	4,205
Cleveland, OH	385
Columbus, OH	5,625
Pittsburgh, PA	95
Youngstown, OH	1,730

EXHIBIT 3-6: TOTAL OUT-OF-REGION TRIPS BY TOP DESTINATIONS

From **Exhibit 3-6**, most trips are going to Columbus, OH followed by Canton, OH the least number of Out-of-Region trips leave the state and go into Pittsburgh, PA. There may be reasons for all these trips such as primary care medical trips; however, that was not disclosed. There are also regular trips by providers to Wheeling, WV and Weirton, WV, but no significant mappable data was submitted.

Another good map to view, **Map 3-2**, to capture the trip flow is the following Origin-Destination Lines map. For an interactive map, see: <https://arcg.is/1KXe5i>.



MAP 3-2: ORIGIN-DESTINATION DATA LINES MAP

types, why they are going where they go. Certain assumptions can be made about the providers alone based on the types of transportation service they offer since these maps can only show general destinations.

TOTAL IN-REGION TRIPS ALONG I-70			
Transportation Provider	1 Mile	5 Miles	10 Miles
CAA of Columbiana County	-	-	-
Carroll County JFS	-	5	5
Carroll County Transit	-	-	-
CCCTA	-	697	697
Harrison County Public Transit	-	342	394
Horizons	-	57	62
Muskingum County JFS	-	831	850
National Church Residences	-	857	1,184
OVRTA	-	19	25
Primetime Office on Aging	-	24	32
Quality Care Partners	-	3	3
SEAT	16	21,182	21,431
Society for Equal Access	-	68	72
Tuscarawas County Senior Center	-	-	-
TOTAL	16	24,085	24,755
TOTAL OUT-OF-REGION TRIPS ALONG I-70			
Transportation Provider	1 Mile	5 Miles	10 Miles
CAA of Columbiana County	-	-	-
Carroll County JFS	1	2	2
Carroll County Transit	-	4	4
CCCTA	20	198	459
Harrison County Public Transit	15	143	152
Horizons	-	7	12
Muskingum County JFS	-	88	4,416
National Church Residences	14	488	508
OVRTA	1	254	254
Primetime Office on Aging	1	81	85
Quality Care Partners	-	-	1
SEAT	37	234	355
Society for Equal Access	3	33	44
Tuscarawas County Senior Center	-	-	-
TOTAL	92	1,532	6,292

EXHIBIT 3-7: TOTAL IN AND OUT-OF-REGION TRIPS WITHIN 10 MILES OF I-70

Based on the I-70 In-Region and Out-of-Region Trips exhibits and from **Map 3-3**, most of SEAT's In-Region trips can be associated with their fixed route and in-county service in Muskingum County.

Second most trips come from National Church Residences (NCR) which perform trips across county lines, along with Coshocton County Coordinated Transportation Agency (CCCTA) and Muskingum County JFS. For Out-of-Region trips, the majority of these trips are going to Columbus and being led by Muskingum County JFS in contract with SEAT, followed by NCR and CCCTA. These are the transportation service providers that may be able to manage longer distance trips from I-70.

TOTAL IN-REGION TRIPS ALONG I-77			
Transportation Provider	1 Mile	5 Miles	10 Miles
CAA of Columbiana County	-	-	-
Carroll County JFS	-	376	376
Carroll County Transit	5	542	550
CCCTA	8	178	182
Harrison County Public Transit	-	532	534
Horizons	3,787	41,867	44,149
Muskingum County JFS	-	513	531
National Church Residences	-	106	106
OVRTA	-	-	-
Primetime Office on Aging	-	-	-
Quality Care Partners	-	-	-
SEAT	331	4,273	4,401
Society for Equal Access	130	12,009	12,131
Tuscarawas County Senior Center	444	10,882	11,118
TOTAL	4,705	71,278	74,078
TOTAL OUT-OF-REGION TRIPS ALONG I-77			
Transportation Provider	1 Mile	5 Miles	10 Miles
CAA of Columbiana County	-	8	8
Carroll County JFS	54	617	667
Carroll County Transit	202	1,575	1,740
CCCTA	12	88	97
Harrison County Public Transit	27	65	101
Horizons	116	926	1,632
Muskingum County JFS	61	61	125
National Church Residences	1	4	7
OVRTA	-	-	-
Primetime Office on Aging	-	61	2
Quality Care Partners	2	2	2
SEAT	27	102	207
Society for Equal Access	318	2,220	2,443
Tuscarawas County Senior Center	-	-	-
TOTAL	820	5,729	7,031

EXHIBIT 3-8: TOTAL IN AND OUT-OF-REGION TRIPS WITHIN 10 MILES OF I-77

The top transportation service providers for In-Region trips on I-77 are Horizons, Society for Equal Access (SEA Inc.), Tuscarawas County Senior Center, and SEAT. The rest of the providers, other than SEAT, are based in Tuscarawas County where I-77 runs through. Most Out-of-Region trips on I-77 are provided by SEA Inc., Carroll County Transit, and Horizons. Most of these trips are going north to Canton, where Carroll County Transit regularly frequents medical trips, Akron and Cleveland where SEA Inc. and Horizons travel to which may also be medical trips as well.

IV. Assessment of Transportation Needs and Gaps

In an effort to better understand the OMEGA Region transportation needs, OMEGA and the Regional Coordinated Council examined research and data, as well as solicited input from the community in an effort to gather information about needs and gaps in transportation services.

The demographic and socio-economic conditions of the study area are discussed in the Demographics Chapter of this plan. The following overview is an evaluation of the gaps in service based upon geographic data as well as from the perspective of the targeted populations, transportation providers, and the general public.

OMEGA and a variety of stakeholders in the region, to solicit input, requested participation from any organization that could potentially be impacted by the coordinated transportation planning process. More information on how the lead agency engaged stakeholder and the general public is available upon request.

The following methods were used to assess transportation needs and gaps:

- Assessment of data and demographics
- Regional Coordinated Council Planning Meetings & Conference Calls
- Regional Coordinated Planning Committee Conference Calls
- Regional Mobility Management Conference Calls
- Public Workshops
- Public Surveys

Regional Demographic and Socio-Economic Data

Data for each target population group were aggregated by Census Block Group for transportation analysis. The demographic and socio-economic data is valuable because the highest and lowest densities individuals who are most likely to need transportation live are identified. This information can then be compared to the locations of major trip generators and available transportation services.

The following exhibit, **Map 4-1**, illustrates the areas where the number of older adults (age 65 and older) have more density per census block in the OMEGA Region. Currently, according to **Exhibit 2-2**, there are 103,768 individuals in the OMEGA Region who are age 65 or older. This represents 18% of the total population by age-group and is the second largest age-group population in the region.

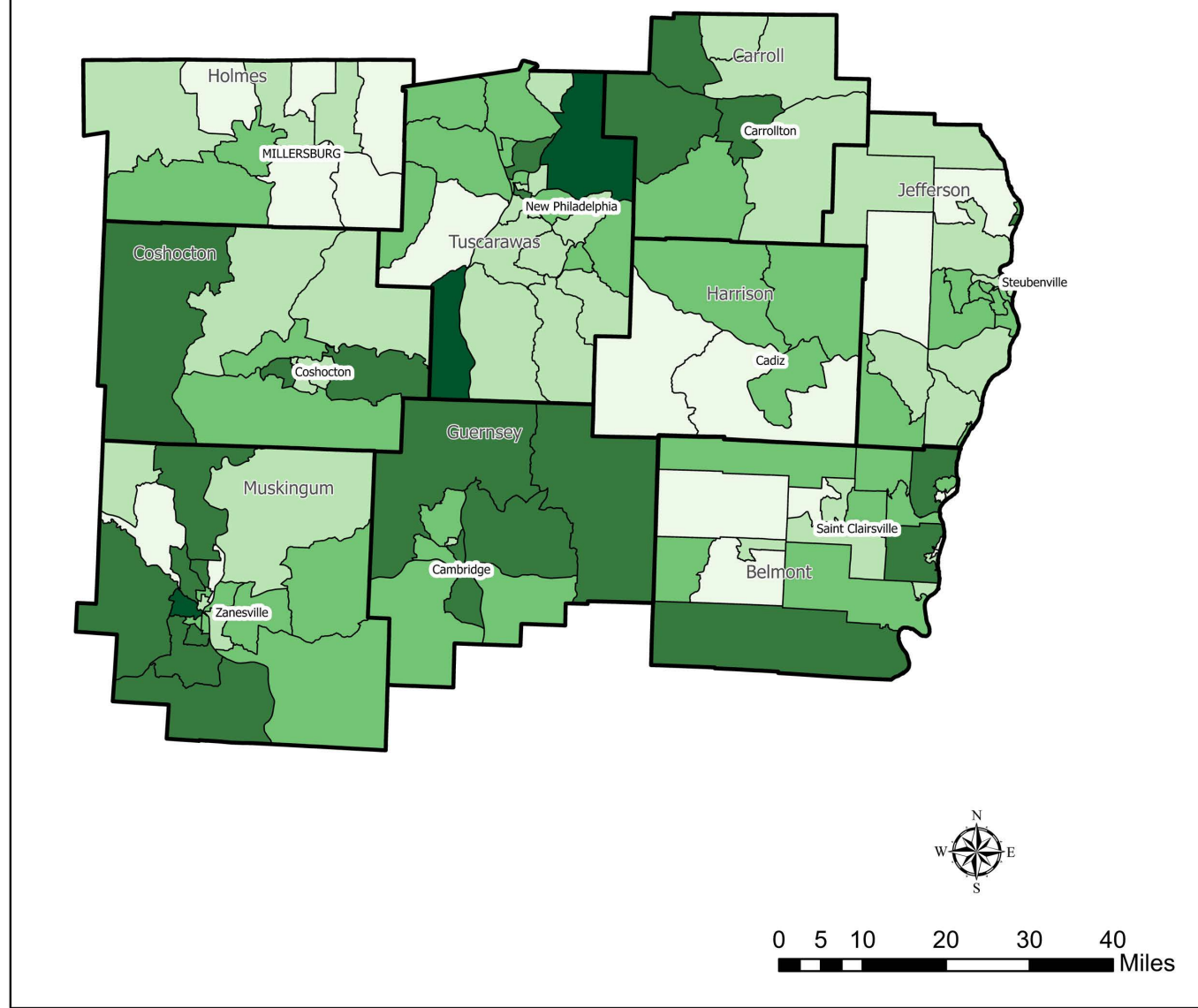
As represented in **Map 4-1**, the region has a few block groups with a high concentration of senior populations, greater than 600 seniors per block group. These areas are primarily located northeast of St. Clairsville in Belmont County, west Steubenville, northeast Columbiana County and west of Lisbon, and north and northwest of New Philadelphia and Dover in Tuscarawas County. Block groups with 301-600 seniors surround most of the county seats but extend and spread out into the more rural county block groups. Lower concentration of seniors from 151-300 seniors per block group are generally spread out in the rural areas of the region outside the county seats. The least concentration, 0-150 seniors per block group, are mostly located in remote block groups of the region, however, transportation assistance to these more remote areas may still be needed.

The areas that have a higher concentration of senior population, where the block group has 300 or more seniors, may be in most need of senior services. These areas are, by county:

- **Belmont County:** All around St. Clairsville primarily northeast and in western Belmont County bisected by SR 800.
- **Carroll County:** North of Carrollton and northwestern, west, and southwestern Carroll County.
- **Columbiana County:** Around Lisbon to the northeast and southeast, around Salem to the south, northeastern Columbiana County and in the southeast directly north of East Liverpool.
- **Coshocton County:** Northwest and to the east of Coshocton in Coshocton County.
- **Guernsey County:** North and east around Cambridge and northeast Guernsey County.
- **Harrison County:** Northeast of Cadiz and adjacent to western Jefferson County.
- **Holmes County:** Around the greater Millersburg area to the northeast and south as well as west and northwest Holmes County.
- **Jefferson County:** Western Jefferson County, around greater Steubenville to the west and south.
- **Muskingum County:** Around greater Zanesville to the north, northwest, west and east middle area of the county.
- **Tuscarawas County:** Southwest Tuscarawas County, north, northwest, and south of greater New Philadelphia.

These areas listed above have the highest concentration of seniors in the OMEGA Region and it may be advantageous to locate senior services within these areas. According to the Human Service Agencies Map (**Map 4-2**), most of these agencies are primarily located around the county seat and have satellite offices such as in Belmont, Columbiana, Guernsey, Holmes, and Tuscarawas Counties. It may be beneficial if agencies have satellite offices or another mechanism to connect many of the senior population that live in the more remote rural areas of their counties. This would benefit both the agency and the seniors to have satellite service facilities to decrease the transportation costs for both the agency and the seniors they serve.

OMEGA Region Population 65 and Older 2017 - 2021



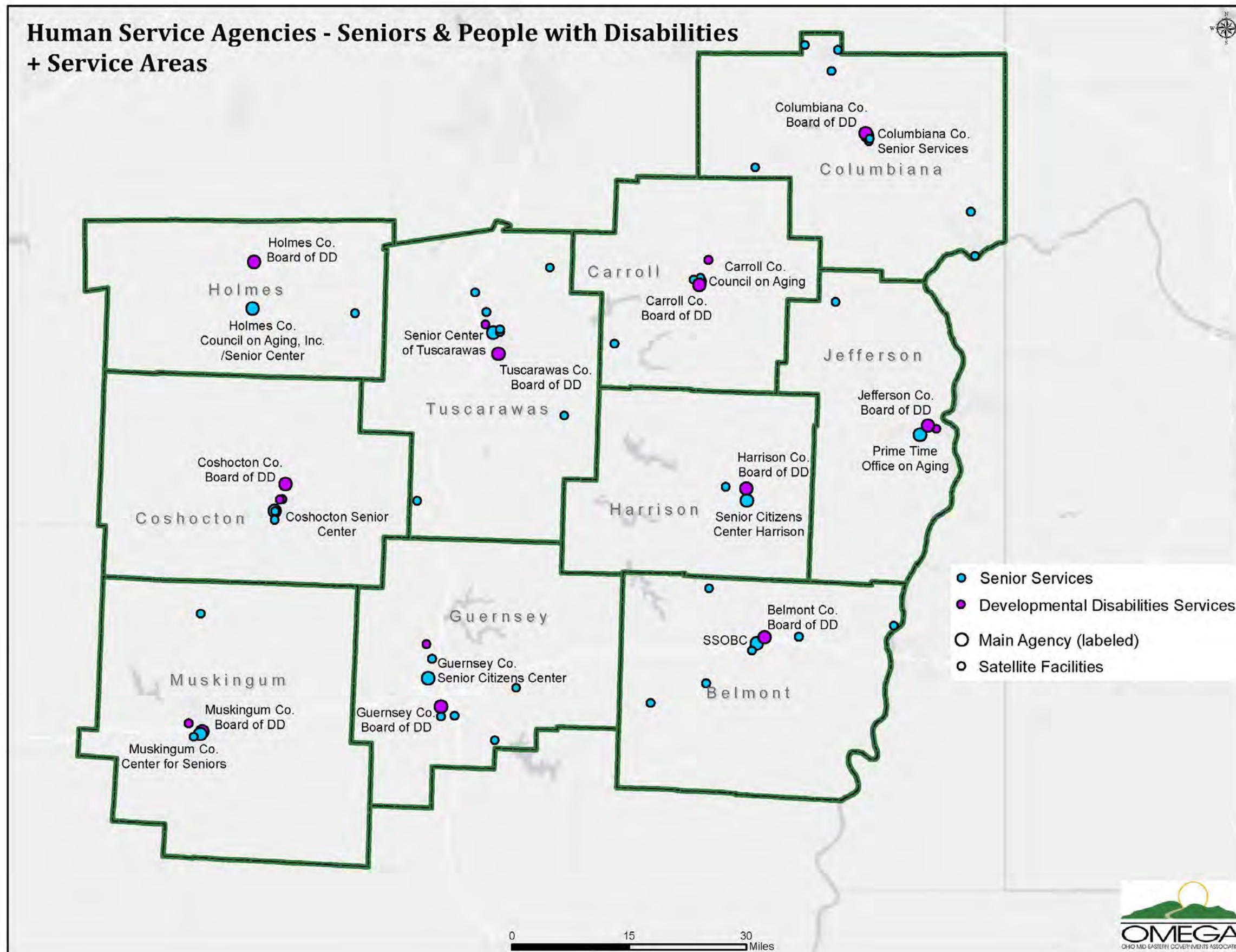
Population 65 and Older by Block



Corinna Fleeman
09/06/2023

MAP 4-1: MAP OF POPULATION DENSITY OF INDIVIDUALS AGE 65 AND OLDER

Human Service Agencies - Seniors & People with Disabilities + Service Areas

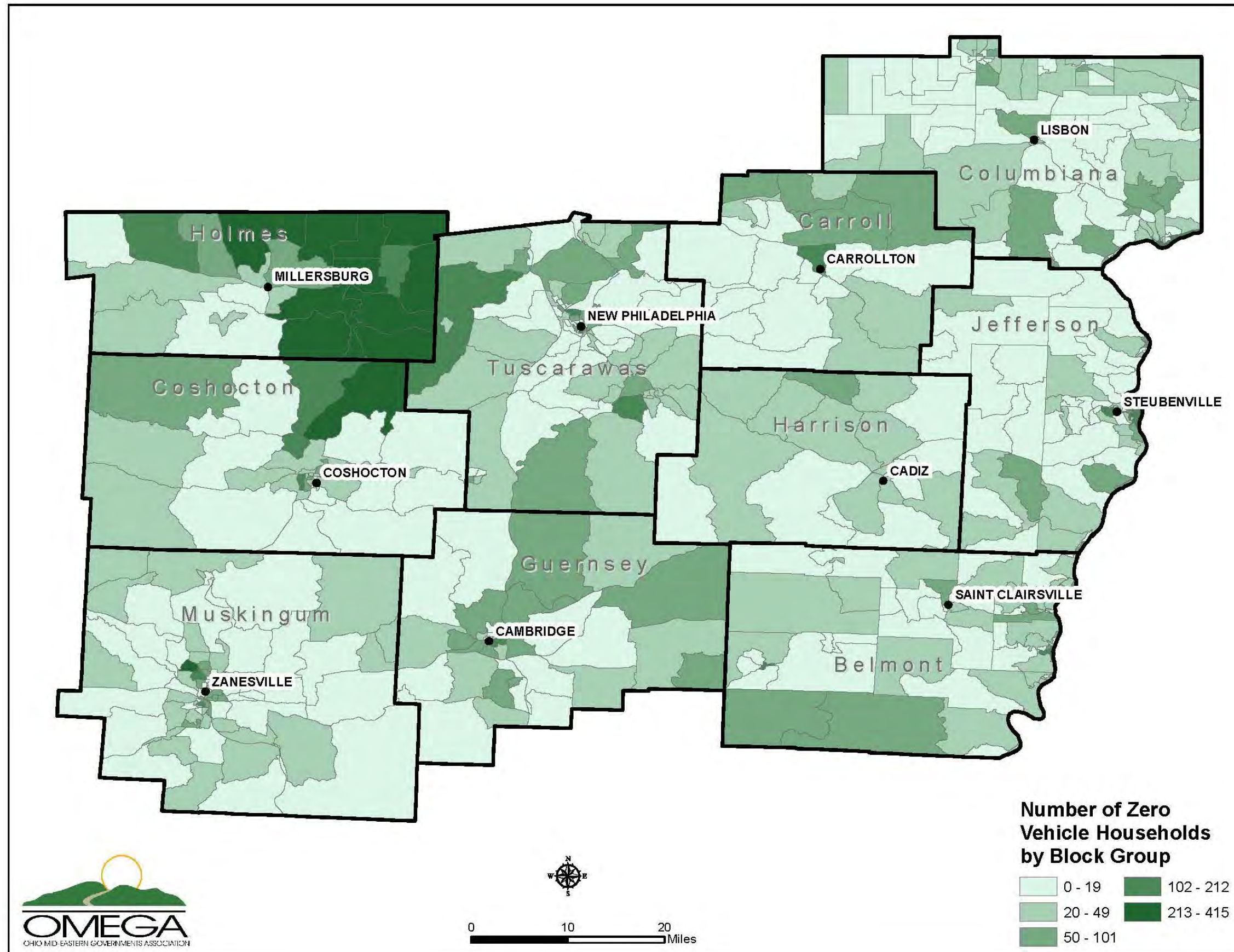


MAP 4-2: MAP OF HUMAN SERVICE AGENCIES THAT SERVE POPULATIONS OF SENIORS AND PEOPLE WITH DISABILITIES

Map 4-3 indicates the areas where the number of zero vehicle households are the highest in the OMEGA Region by block group. The absence of a vehicle in the household is often an indication of the need for transportation services. According to **Exhibit 2-9**, there are 18,642 renter and owner households in the entire region that do not own a personal vehicle. There can be many reasons why a household does not own a vehicle but one of the reasons may be due to financial constraints. This is a major problem as related to employment transportation since many aspiring job applicants are required to have reliable transportation in order to be hired and keep their job. This creates a complex problem where a person who does not own a vehicle may not get an opportunity to work because of a lack of reliable transportation. In this case, more availability of affordable transportation options may be key to help them keep a job to earn an income to pay for expenses such as a personal vehicle. Relying on family and friends may not be the best option because they may not always be available.

According to **Map 4-3**, the areas in the region that have a high concentration of households with zero-vehicles are eastern Holmes County, north and south of Millersburg, north and northeast Coshocton County, and western Tuscarawas County. These areas have a high Amish population which may be an indicator as to why this area is one of the highest zero-vehicle households' group in the region. Other areas that have a high concentration of zero-vehicle households are in north Carroll County, several block groups in Columbiana County, south and east Jefferson County along the river, south and east Belmont County along the river, central and north Harrison County, north central and east Guernsey County, and in Muskingum County surrounding the county seat of Zanesville. These areas of the region may benefit from more available services from human service transportation and public transit. Reliable transportation is vital for a person to obtain employment and to stay employed.

It is also important to relate this data to the poverty statistics as mentioned in **Exhibit 2-5 and Exhibit 2-6**. There are 13.7%, or 58,874, of the households in the region that are considered to be below the federal poverty level. For individuals, there are 87,800 people that have incomes below the federal poverty level, equating to 15.5% of the total population in the region. For people that live in poverty, they may have difficult decisions on how to manage their income when it comes to transportation choice. The zero-vehicle households and the individuals with incomes below the federal poverty line are populations that may be most improved with affordable transportation options available to them on a regular basis.



MAP 4-3: MAP OF DENSITY OF ZERO VEHICLE HOUSEHOLDS

Map 4-4A and **Map 4-4B** illustrate the location of the top destinations for the existing transportation providers as well as major trip generators for the region. There is a diverse mix of trip generators (medical, commercial, recreation, education, human services, and industrial) all throughout the region and most are based geographically and demographically.

Most counties in the region have several national, regional, and local types of commercial businesses for restaurants, groceries, hardware, auto-repair, and other commercial centers. Most counties in the region also have at least one mall or shopping center located within their county which helps centrally locate a mix of these business offerings. Most counties also have several medical service options, since there are hospitals, medical facilities, or doctor offices. Most counties have a healthy collection of recreational facilities either in parks, gyms, golf courses, country clubs, hiking trails, and wildlife areas. Most counties have plenty of educational options from elementary, middle, high school, technical schools, small colleges, state university satellite campuses, such as Ohio University and Kent State, as well as local career centers. Human services are also available to the residents of the respective counties as each has a council on aging, developmental disability board, job and family service, service for veterans, and other services tailored to the specific area. Most of the counties also have plenty of industrial services that provide employment opportunities. In Belmont, Carroll, Columbiana, Guernsey, Harrison, and Jefferson counties, the oil and gas industry is growing. It is also growing in Tuscarawas, with the presence of Schlumberger Technologies and US Well Service Group, as well as the chemical industry. Also, in Columbiana County, there are more metal and material manufacturing, auto and machine industries, and other industries throughout.

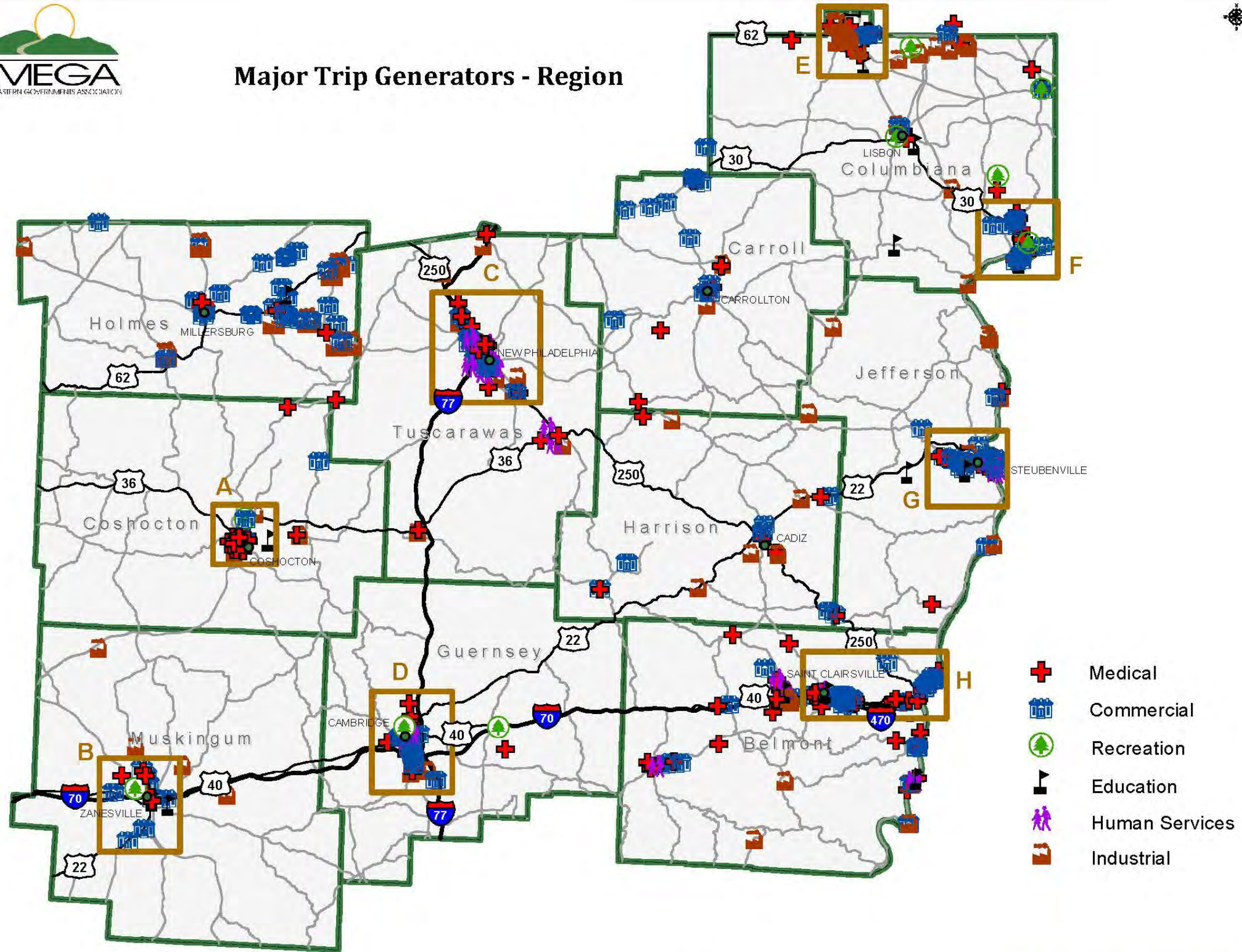
Some local and regional chains and services are naturally located in counties close to their headquarters or where they primarily serve. For instance, Tuscarawas and Columbiana counties in the north have plenty of companies that are based in Northeast Ohio, such as Cleveland Clinic, Giant Eagle, Buehlers, Sherwin Williams, and Goodwill Industries of Greater Cleveland. Belmont, Guernsey, and Jefferson counties have companies from southwest Pennsylvania or southeast Ohio such as Reisbeck's, United Dairy Inc., and Fraley and Schilling Inc. There are a few hospitals that serve the region trips such as Genesis Hospital, Trinity Medical Center, Cleveland Clinic Union Hospital, and Southeastern Ohio Regional Medical Center, but there are very limited primary care facilities. For these trips, many regional residents make the trip to either Cleveland, Canton, Columbus, Wheeling, or Pittsburgh.

The least populous counties such as Harrison, Carroll, Coshocton and Guernsey have greater challenges in providing services. The human services are less comparatively since there is a lower population in these counties, however, the need is just as great. Each county has schools up through High School with a few options for higher education. Carroll and Harrison counties do not have any post-secondary education options other than the Belmont-Harrison Career Center in Cadiz. Coshocton and Guernsey counties have career centers as well as small colleges, Central Ohio Technical College and Zane State College – Willet Pratt Training Center, respectively. There are a good number of chain businesses and industries, but it is challenging to hire candidates if youth leave for school out of the region. There may be a need to encourage the youth to attend vocational schools, colleges, and universities in the region.

Holmes County has a strong mix of schools available as well as many private businesses which offer job opportunities to its residents. It is deficient on medical facilities since Pomerene Hospital in Millersburg is the largest hospital in the county but may have difficulty serving the county's medical needs. Many residents go north to Wooster or Canton for specialized medical care. There are many industrial

businesses which continues to strengthen their local economy. According to the 2017 US Census American Community Survey, Holmes County leads the region for the lowest unemployment rate (3.5%), lowest poverty rate for individuals (12.9%), poverty rate for households (9.1%), and the lowest disability rate (8.3%). Holmes County does have the highest Limited English Proficiency (20.2%) in the region primarily because they have one of the largest Amish populations.

Major Trip Generators - Region

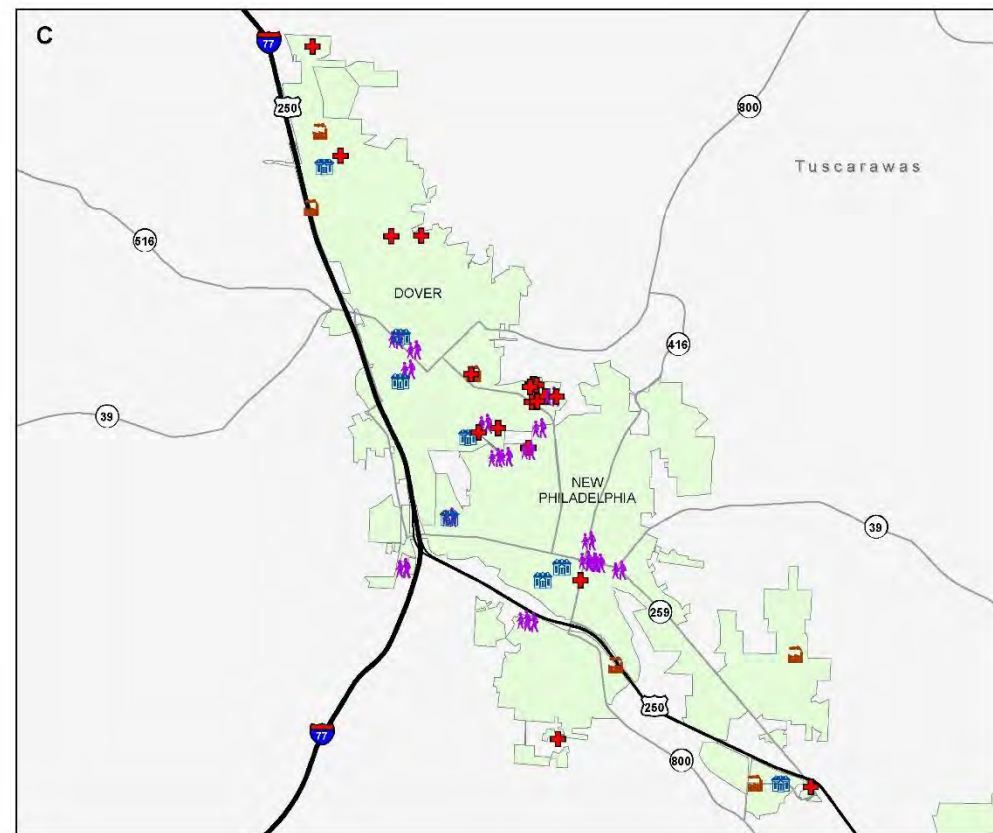
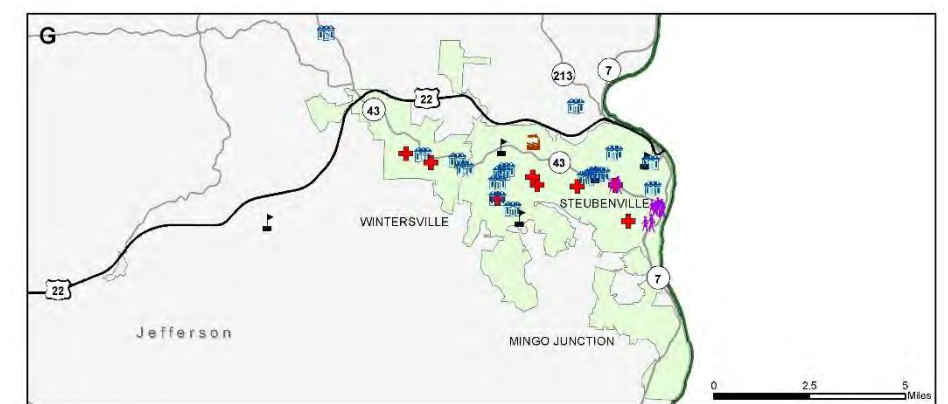
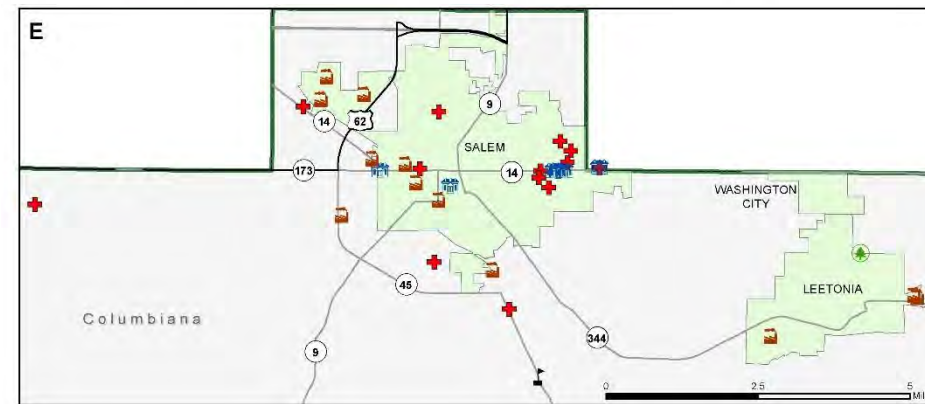
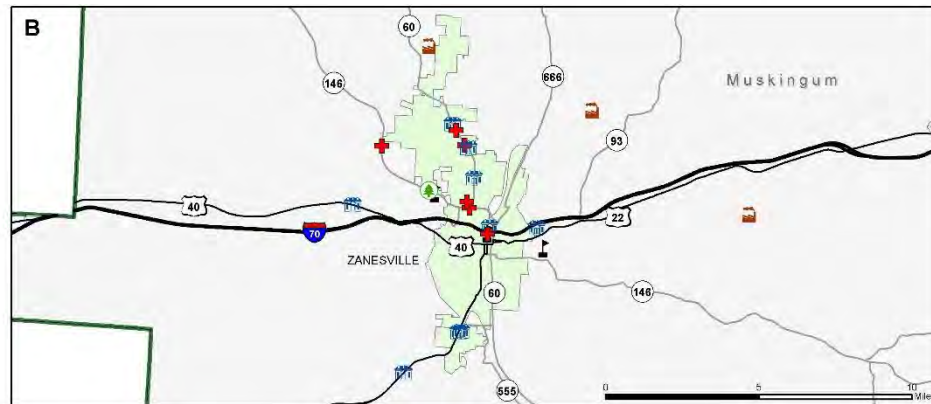
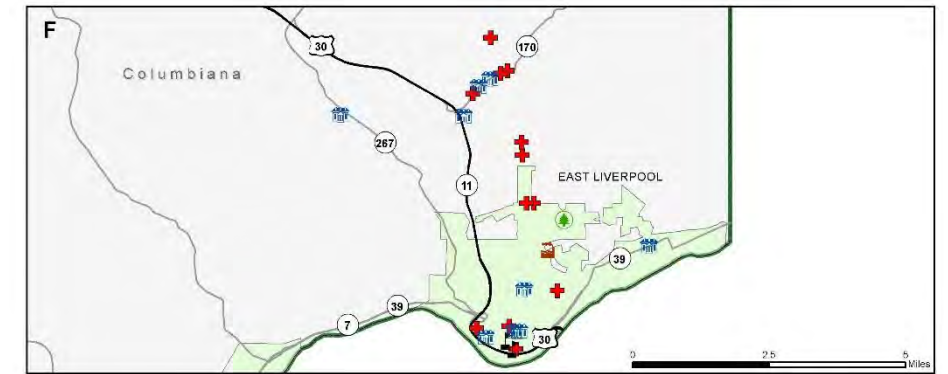
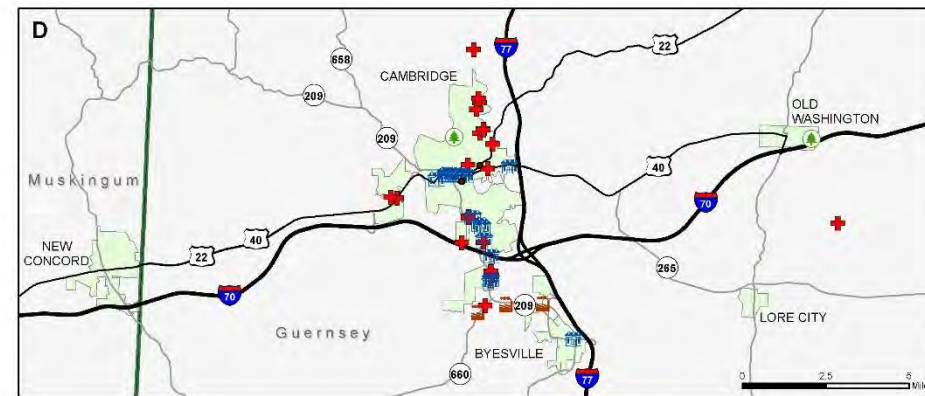
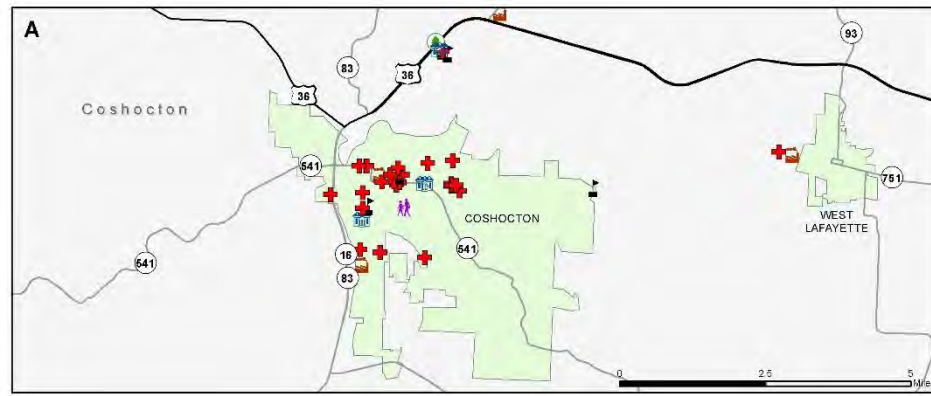


-  Medical
-  Commercial
-  Recreation
-  Education
-  Human Services
-  Industrial

0 15 30 Miles

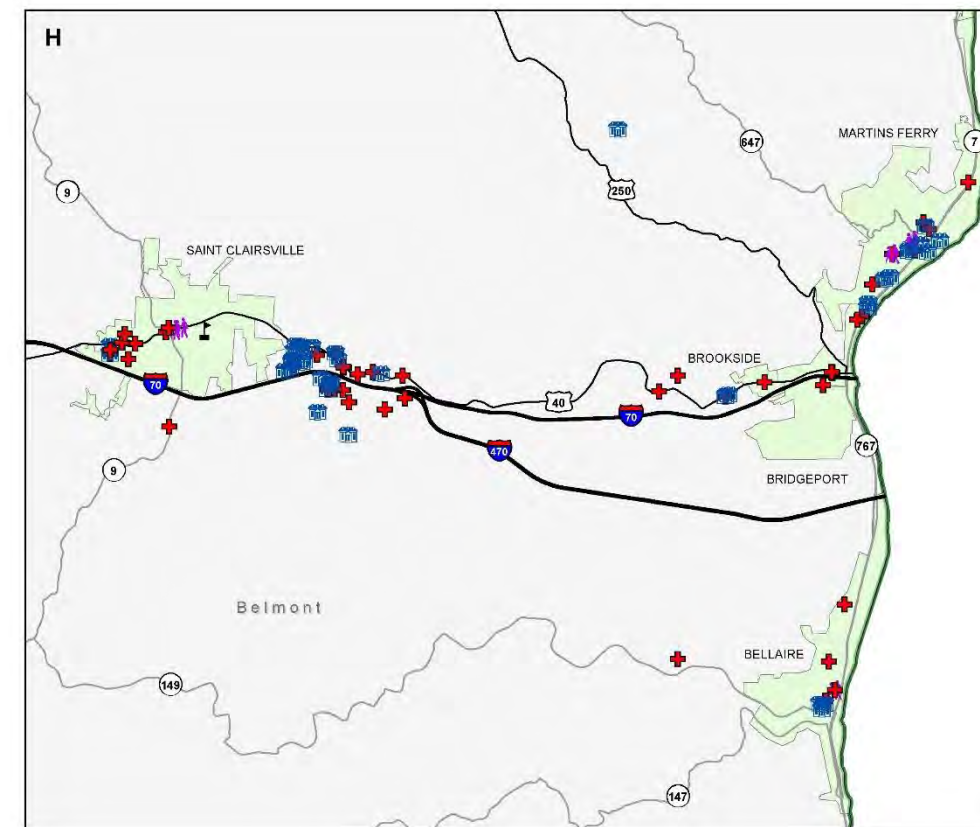
*Inset maps on following page

MAP 4-4A: MAP OF MAJOR TRIP GENERATORS



Major Trip Generators - Region Insets

- Medical
- Commercial
- Recreation
- Education
- Human Services
- Industrial



MAP 4-4B: MAP INSETS OF MAJOR TRIP GENERATORS BY MAJOR CITIES AND TOWNS (A – H)

Analysis of Demographic Data

When analyzing transportation needs from the public it is vital to know the demographics in the region. In relation to the ODOT 5310/5311 funding, the primary funding is to help transportation service providers that transport elderly and people with disabilities. This is the reason why knowing what the age demographics are in the region is important. Demographics are summarized by county and by the region in **Exhibit 4-1A** through **Exhibit 4-1K**. In the OMEGA Region, 18% of the population (103,768) people are considered to be seniors, age 65 and over. This percentage can vary as you travel throughout the region as the counties may differ. The disability rate in the region is 15% or 88,860 people with any kind of disability. These are the most vulnerable populations in our region in that they may not have reliable transportation and may benefit from having services available to their demographic. Most of the county seats are located in the middle of the county and may be center of the services which may be far from the vulnerable populations. Other demographics that relate are poverty because people who live in poverty may not be able to afford a personal vehicle or even be able to pay for transportation service. The poverty rate by population, 15.5% or 87,800 individuals, is very close to the disability rate for the region. The household poverty rate in the region is currently 13.7% or 58,874 households in region. It can be very challenging for people in poverty to have their mobility needs met for employment, medical, or commercial reasons.

Employment is a great challenge because having reliable transportation may be a requirement to be gainfully employed. If a person doesn't own a car or relies on family or friends and then may be unable to make it to work regularly, they will be at risk to lose their job. Staying employed can help an individual get out of poverty and work towards saving money to either purchase a vehicle or pay for transportation service. The region unemployment rate is currently 5.5% which equates to 3.1% of the working age population and accounts for 14,100 individuals. Of the total households, there are 8% or 18,842 households that have zero-vehicles. With the growth of specific industries in the region, especially the energy and the petrochemical industries, this may impact the region for new employees. However many new employees this industry hires, reliable transportation to get to work on a regular basis will be required because many of the jobs may be far away from where they currently live.

The OMEGA Region has a growing senior and youth population yielding a diverse mix of young and old populations in the region. The top two age groups by population are the seniors (65 years old and older) and the youth (0 – 14-year-old), both 18%, and are projected to remain as such as well as show some growth for the next 20 years. The projection over the next 20 years is that the age groups between 15 – 44 years old, will neither grow nor decline which proves stability in the age groups in the region. The only age groups projected to show some decline in the next couple decades are the age groups between 45 – 64 years old. The reason for this decline can be twofold in that the individuals in these groups now will become seniors after 20 years as well as the young adults who enter college may leave the region.

As the population continues to age in the region, the rate of people with disabilities may also increase. The current disability rate of 15% may be expected to rise with the population aging and may require more services for the elderly and people with disabilities. There are over 58,000 (13.7%) and 87,000 (15.5%) of households and individuals that are below the federal poverty level, respectively. This is important to know as it relates to the unemployment rate of 5.5% in the region. Connecting people who need jobs with reliable transportation is complex problem. There are currently over 18,000 zero-vehicle households which do not have access to their own personal vehicles. It is especially difficult for people in these households to acquire a stable job when they don't have their vehicle. It may benefit these

households to have more transportation options made available to them so they can earn a job and a stable income.

Based on the 2017 US Census American Community Survey, for the population that currently work (246,200 employees), 82.6% drive themselves and 9.1% carpool with other employees. The lowest group of commuters to work are those that use public transportation, which equates to only 0.3% or 739 employees of the region’s workforce. They may use public transportation more if they are aware that it can connect them to their place of employment and that the trip is cheaper for them than driving or carpooling. An important caveat of people’s commute to work is their location of employment. In the region, there are over 25,000 employees, or 10.3% of employees in the region that leave the state of Ohio for their regular employment. Approximately, 28.5% of employees in the region, or more than 63,000 employees, leave their county of residence daily to go to work. More than a quarter of the workforce in the region work in an adjacent county or further than that for their job. There are many people in the region that travel far for their work and it can be challenging for them to maintain reliable transportation for them to use in order to sustain their employment.

For specific analyses per county and region based on the demographics already discussed:

BELMONT COUNTY		
Demographic	Population	Percentage
Total Population	70,400	-
Senior Population	13,086	19%
People with Disabilities	10,984	15.6%
Individual Poverty	9,553	15%
Household Poverty	9,528	34%
Unemployed	1,548	4.8%
Zero-Vehicle Households	2,263	8.2%

EXHIBIT 4-1A: DEMOGRAPHIC DATA BY COUNTY – BELMONT COUNTY
 (Source: U.S. Census Bureau, 2013-2017 American Community Survey 5-Year Estimates)

CARROLL COUNTY		
Demographic	Population	Percentage
Total Population	28,836	-
Senior Population	5,399	19%
People with Disabilities	3,903	14%
Individual Poverty	3,873	14%
Household Poverty	3,235	29.6%
Unemployed	655	4.9%
Zero-Vehicle Households	504	4.6%

EXHIBIT 4-1B: DEMOGRAPHIC DATA BY COUNTY – CARROLL COUNTY
 (Source: U.S. Census Bureau, 2013-2017 American Community Survey 5-Year Estimates)

COLUMBIANA COUNTY		
Demographic	Population	Percentage
Total Population	107,801	-
Senior Population	19,240	18.3%
People with Disabilities	16,390	16.2%
Individual Poverty	15,538	15.4%
Household Poverty	11,532	13.5%
Unemployed	1,771	3.8%
Zero-Vehicle Households	2,787	6.7%

EXHIBIT 4-1C: DEMOGRAPHIC DATA BY COUNTY – COLUMBIANA COUNTY
 (Source: U.S. Census Bureau, 2013-2017 American Community Survey 5-Year Estimates)

COSHOCTON COUNTY		
Demographic	Population	Percentage
Total Population	36,901	-
Senior Population	6,602	17.9%
People with Disabilities	5,328	14.7%
Individual Poverty	5,424	15%
Household Poverty	3,877	12.7%
Unemployed	602	4.3%
Zero-Vehicle Households	1,331	9.3%

EXHIBIT 4-1D: DEMOGRAPHIC DATA BY COUNTY – COSHOCTON COUNTY
 (Source: U.S. Census Bureau, 2013-2017 American Community Survey 5-Year Estimates)

GUERNSEY COUNTY		
Demographic	Population	Percentage
Total Population	40,087	-
Senior Population	6,301	15.7%
People with Disabilities	7,087	18.2%
Individual Poverty	7,857	20.2%
Household Poverty	5,951	18.6%
Unemployment Rate	801	4.4%
Zero-Vehicle Households	1,372	8.5%

EXHIBIT 4-1E: DEMOGRAPHIC DATA BY COUNTY – GUERNSEY COUNTY
 (Source: U.S. Census Bureau, 2013-2017 American Community Survey 5-Year Estimates)

HARRISON COUNTY		
Demographic	Population	Percentage
Total Population	15,864	-
Senior Population	3,125	20%
People with Disabilities	2,623	16.9%
Individual Poverty	2,756	18.1%
Household Poverty	2,084	33.2%
Unemployed	323	2.5%
Zero-Vehicle Households	400	6.4%

EXHIBIT 4-1F: DEMOGRAPHIC DATA BY COUNTY – HARRISON COUNTY
 (Source: U.S. Census Bureau, 2013-2017 American Community Survey 5-Year Estimates)

HOLMES COUNTY		
Demographic	Population	Percentage
Total Population	42,366	-
Senior Population	5,453	13%
People with Disabilities	3,846	8.8%
Individual Poverty	5,504	12.9%
Household Poverty	1,003	9.9%
Unemployed	746	3.7%
Zero-Vehicle Households	3,706	29.6%

EXHIBIT 4-1G: DEMOGRAPHIC DATA BY COUNTY – HOLMES COUNTY
 (Source: U.S. Census Bureau, 2013-2017 American Community Survey 5-Year Estimates)

JEFFERSON COUNTY		
Demographic	Population	Percentage
Total Population	69,709	-
Senior Population	13,193	20%
People with Disabilities	12,310	18.4%
Individual Poverty	11,208	17.2%
Household Poverty	9,920	35.5%
Unemployed	1,935	6.6%
Zero-Vehicle Households	2,486	8.9%

EXHIBIT 4-1H: DEMOGRAPHIC DATA BY COUNTY – JEFFERSON COUNTY
 (Source: U.S. Census Bureau, 2013-2017 American Community Survey 5-Year Estimates)

MUSKINGUM COUNTY		
Demographic	Population	Percentage
Total Population	86,074	-
Senior Population	14,441	16.8%
People with Disabilities	13,967	16.4%
Individual Poverty	13,877	16.6%
Household Poverty	10,130	14.6%
Unemployed	1,572	4%
Zero-Vehicle Households	2,545	7.4%

EXHIBIT 4-1I: DEMOGRAPHIC DATA BY COUNTY – MUSKINGUM COUNTY
 (Source: U.S. Census Bureau, 2013-2017 American Community Survey 5-Year Estimates)

TUSCARAWAS COUNTY		
Demographic	Population	Percentage
Total Population	92,582	-
Senior Population	17,053	18.4%
People with Disabilities	12,856	14%
Individual Poverty	12,610	13.8%
Household Poverty	9,104	11.9%
Unemployment Rate	1,503	3.4%
Zero-Vehicle Households	2,709	7.4%

EXHIBIT 4-1J: DEMOGRAPHIC DATA BY COUNTY – TUSCARAWAS COUNTY
 (Source: U.S. Census Bureau, 2013-2017 American Community Survey 5-Year Estimates)

OMEGA REGION		
Demographic	Population	Percentage
Total Population	584,566	-
Senior Population	103,768	17.8%
People with Disabilities	88,860	15.2%
Individual Poverty	87,800	15.0%
Household Poverty	58,874	13.7%
Unemployment Rate	14,100	5.5%
Zero-Vehicle Households	18,642	8.1%

EXHIBIT 4-1K: DEMOGRAPHIC DATA BY COUNTY – OMEGA REGION
 (Source: U.S. Census Bureau, 2013-2017 American Community Survey 5-Year Estimates)

General Public and Stakeholder Meetings/Focus Groups

OMEGA and other stakeholders hosted and facilitated five local meetings and focus groups to discuss the unmet transportation needs and gaps in mobility and transportation. Over 200 people participated in the meetings. Of those, **55.2%** self-identified as older adults and **29.8%** self-identified as being a person with a disability. More information about what meetings were held and attendance at those meetings is available upon request.

During the Regional Coordinated Council meeting, OMEGA provided an overview of the activities conducted to date associated with the development of the Regional Coordinated Public Transit/Human Services Transportation Plan.

Following the formal presentation, the stakeholders were asked to discuss the gaps in transportation services and needs. The focus of the discussion was transportation services for older adults, individuals with disabilities, and people with low incomes. However, several topics also discussed were the impact of mobility options for the general public.

Each participant was asked to rank the needs/gaps using colored dots representing a high, medium, or low priority and whether or not to delete any of the needs or gaps in transportation services.

Participants discussed more than 49 mobility issues to achieve, preserve, avoid, or eliminate through coordination during the meetings. A major focus of this regional plan is to make certain that these unmet needs are considered and addressed by the goals and strategies identified in this plan. The exhibit at the end of this section provides a summary of the unmet mobility needs discussed during the meetings as well as the needs identified by the survey results.

Surveys

The following survey summary includes the information gained from the surveys that were completed. OMEGA received 1,209 surveys from the general public. Of those responding to the survey, 29.8 % of individuals with disabilities completed the survey and 55.2% of older adults completed the survey. This was a non-scientific survey and may not be representative of the public in the entire region. It only represents the public that answered the surveys.

A thorough graphical representation of the survey results can be found in **Appendix M**.

The percentage of responses by age are:

- Age 65 and older - 55.2%.
- Age 55 to 64 - 15.5%.
- Age 45 to 54 - 9.8%.
- Age 35 to 44 – 7.1%
- Age 25 to 34 – 6.4%
- Age 15 to 24 - 5.5%
- Age 0 to 14 - 0.5%.

This age spread of survey responses may be due for two reasons. One, referring back to **Chart 2**, the senior population for the age group of 65 and older is second largest age cohort for the entire region at 18% and continuously growing. Referring back to **Chart 1B**, this age cohort is growing quickly and by 2020 is expected to be the largest age cohort. The second reason is that a majority of the public workshops were organized in conjunction with a county senior event or hosted at a senior center.

The percentage of response by county are:

- Guernsey County – 19.4%
- Jefferson County – 19.1%
- Belmont County – 18.4%
- Tuscarawas County – 10.3%
- Carroll County – 9.6%
- Columbiana County – 9.2%
- Coshocton County – 8.4%
- Muskingum County – 4.5%
- Harrison – 0.7%
- Holmes – 0.4%

The survey results are not correlated with population and are merely reflections of those who participated and responded to the survey.

Responses to the transportation options that have been used in the last year by the survey respondent or anyone in their family:

- Personal Vehicle – 73.4%
- Public Transit – 22.8%
- Senior Service Agencies – 22.1%
- Taxi Service – 9.4%

- Carpool/Vanpool – 9.1%
- Uber/Lyft – 4.1%
- Faith Based Organizations – 2.6%
- No Answer – 1.6%
- Family/Friends – 0.9%
- N/A – 0.3%
- Bike/Walk – 0.3%

The main reasons that would make using transportation service/public transit more appealing:

- Low Cost/Save Money – 63%
- Flexibility – 41.2%
- Personal Access – 37.0%
- Handicap Assistance – 31.4%
- Saves Time Per Trip – 16.0%
- Not Applicable – 2.7%
- Other – 1.3%

Some of the Other responses consisted of “another option when family can’t drive”, or “available to individuals who live in rural areas”, and “maybe when I can’t drive anymore” are just a few examples. Many of the respondents may seek out public transportation more if the cost per trip was less than them or their family members driving them.

The top overall responses for the types of trips taken regularly throughout the week were:

- Commercial (Shopping) – 57.3%
- Medical – 56.4%
- Recreational/Social/Church/Family – 52.7%
- Work – 32.4%
- Education – 9.8%

Since respondents could answer as many choices as they preferred, the total percentage exceeds 100%.

Outside of their local area, the destinations travelled more frequently were:

- An Adjacent County – 54.9%
- West Virginia – 25.6%
- Columbus, Central Ohio Region – 20.1%
- Pittsburgh, Southwest Pennsylvania Region – 17.7%
- Cleveland, Northeast Ohio Region – 9.2%
- Youngstown, OH – 5.6%
- Not Applicable – 3.4%
- Other Regional Counties/Towns – 1.9%
- Akron/Canton – 1.1%
- Don’t or Can’t Leave – 0.9%
- South Ohio – 0.5%
- Northwest Ohio – 0.5%

From the public perspective, the survey respondents tend to make frequent local trips but second to that are trips to West Virginia. This can be assumed from the 47.5% of the respondents from Belmont, Columbiana, and Jefferson Counties that many trips come from these three counties in the region since they all border West Virginia. The other trips to Columbus, Pittsburgh, and Cleveland may be related to the number of Medical trips that are taken out of the region for specialty care.

Since respondents could answer as many choices as they preferred, the total percentage exceeds 100%. The changes that the public suggests for improving transportation services in the region were:

- More Availability – 64.7%
- Reduce Wait Time – 31.9%
- Payment Options – 24.9%
- Advertising Services – 20%
- Shorter Trips – 13.0%
- Improve Vehicles – 12.6%
- N/A – 0.7%

Of the few short answer responses that were left for this question, some want to improve “the frequency of trips”, offer a “wider range of area of service”, as well as “expand service hours and vehicle size”. Something also to take into consideration especially for medical trips is that it may be “difficult to wait for others if they are worn out or in pain from an appointment and the trip”. Based upon these responses, expanding service hours and adding vehicles and drivers to increase the transportation service in the region appears to be a priority.

The top responses on what prevents the respondents from using transportation services on a regular basis are:

- Still Drive Yourself – 51.1%
- Family Provides Trips – 16%
- Transportation Options Unclear – 11.1%
- Schedule Conflicts – 9.7%
- Cost – 5.5%
- Driver’s License – 3.9%
- Safety – 2.3%
- Other – 0.4%

It is interesting that cost was not selected more as a reason to prevent someone from using transportation services regularly when Low Cost was the top response in the fourth question for someone to have transportation more appealing to them. A total of 67.1% of the respondents answered that either they or a family member drives them on a regular basis. Increased awareness of the transportation options available or eligibility may increase use of public transit or human service transportation. At a couple of the public workshops, many seniors that took the survey reported they still drive themselves and mentioned they would use transportation services during the evening and night if available. Many seniors may be unaware that they are eligible for transportation from Senior Services. An extension of evening and night service hours may be beneficial.

The respondent's knowledge on the conditions of transportation service and/or public transit in the region are:

- Stayed the Same – 57.5%
- Improved – 29.2%
- Declined – 12.8%
- N/A – 0.5%

The next two questions were relevant to people with disabilities and populations that may be in need to use specific human services for their demographic. Regarding whether or not the respondent had a disability that requires them to use a cane, walker, wheelchair, or any other device or equipment to help them be mobile:

- Yes – 29.8%
- No – 70.2%

Whether or not the respondent or their family member currently use any transportation services available to them through Human Services benefits:

- Yes – 27.2%
- No – 72.8%

This may be because there is a lack of awareness of the services available to them on a regular basis and what they may be eligible to use.

A more specific analysis of this data, of those who responded as being a person with a disability:

- 27% responded "Personal Access" as more appealing to use public transit/human service transportation
- 53% responded "Handicap Assistance" as more appealing to use public transit/human service transportation

Of those who responded that they or a family member use transportation service available through human service benefits:

- 37% responded "Personal Access" as more appealing to use public transit/human service transportation
- 42.1% responded "Handicap Assistance" as more appealing to use public transit/human service transportation

The last two questions dealt with the times of the day and days of the week that the respondents prefer to use human service transportation/public transit if it were available to them. Based on the responses, the day of the week does not appear to matter since the responses only varied by a small percentage.

Challenges to Coordinated Transportation – Stakeholders

In addition to identifying needs, the Regional Coordinated Council gathered information from stakeholders and used their own professional experience to identify challenges to providing coordinated transportation services. These challenges include the following:

- Limited Funding
- Local Match
- Limited Resources/Technology
- Limited Broadband Service
- Insufficient Marketing
- Outreach to Public
- Incompatible Technology among Agencies
- Trip Duplications
- Transportation Service Provider Barriers/Limitations to Serve Public
- Trip Denials
- Eligibility Requirements
- Maintaining Qualified Drivers
- Sustainable Staff Size
 - Drivers
 - Schedulers
 - Dispatchers
- Trip Billing Across the Region
- No Set Fees for Out-of-Region Trips
- Transportation Across County Borders
- Each County Department of Jobs & Family Services Operate Independently
- Local Hospitals Closing
- Lack of consistent policies across all agencies, such as for no-shows or denials

Summary of Unmet Mobility Needs in Region – Stakeholders

The following exhibit describes the unmet transportation needs identified by the regional stakeholders and the method used to prioritize each need. Needs are listed in order of their rank in highest to lowest priority.

EXHIBIT 4-2: PRIORITIZED UNMET MOBILITY NEEDS – STAKEHOLDERS

Rank	Unmet Need Description	Method Used to Identify and Rank Need
1	Employment transportation <ul style="list-style-type: none"> • Weekend service for DD Employment • Service for third shift 	<i>Regional Coordinated Council Meeting; Council Rank</i>
2	Transportation for medical outside county	<i>Regional Coordinated Council Meeting; Council Rank</i>
3	Transportation for medical outside state	<i>Regional Coordinated Council Meeting; Council Rank</i>
4	Funding source for scheduling software and cost	<i>Regional Coordinated Council Meeting; Council Rank</i>
5	Expanded service hours if not Medicaid	<i>Regional Coordinated Council Meeting; Council Rank</i>
6	Able to go outside county because of high demand within county	<i>Regional Coordinated Council Meeting; Council Rank</i>
7	Local area hospitals closing causing longer trips for providers and patients	<i>Regional Coordinated Council Meeting; Council added at August 2019 Meeting</i>

On the following page is a graphic of the SWOT Analysis (Strengths, Weaknesses, Opportunities, and Threats) that was complete during the Inaugural Regional Coordinated Council meeting. It also includes the Unmet Needs that the council revealed and how they relate to both the weaknesses and the threats that pertain to the region. The Goals and Strategies relate to the points that were developed in the strengths and opportunities within the analysis.

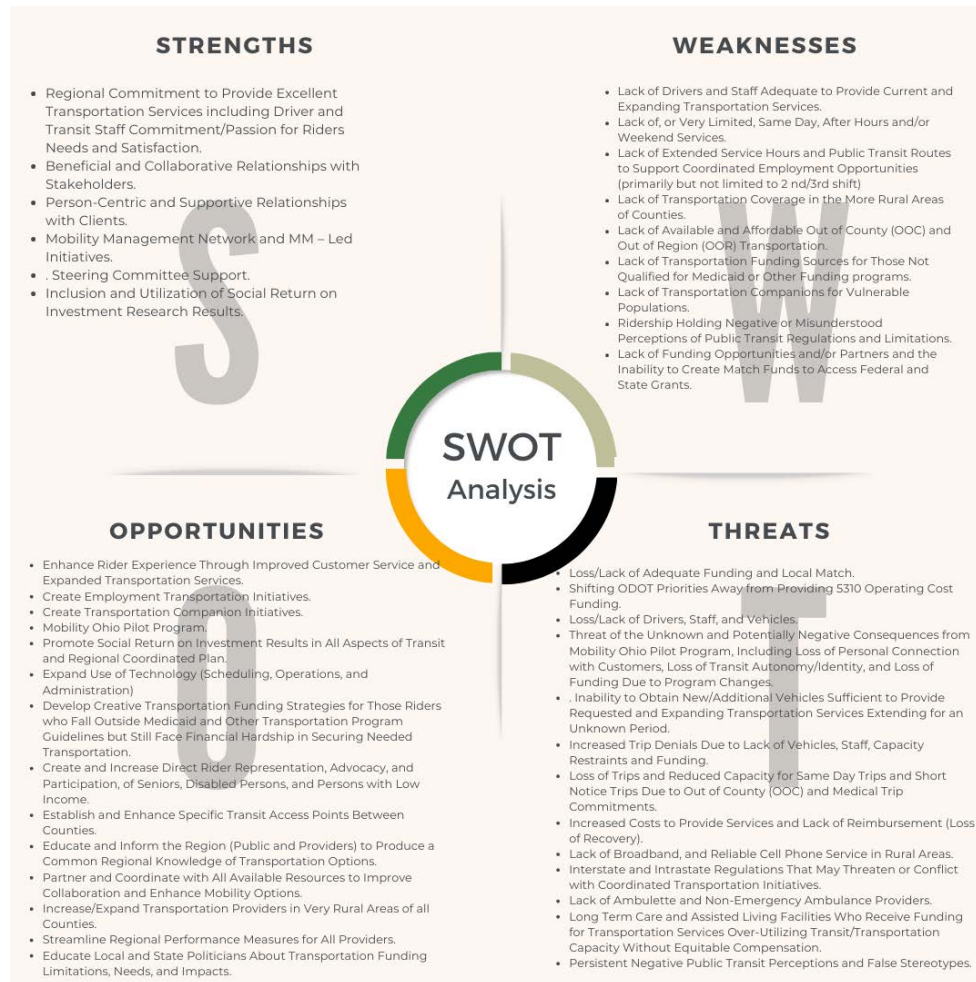


EXHIBIT 4-3: OMEGA REGIONAL SWOT ANALYSIS ASSOCIATED WITH UNMET NEEDS

Summary of Unmet Mobility Needs in Region – Public

The following tables describe the unmet transportation needs identified by the public at various public meetings and the method used to prioritize each need. Needs are listed in order of their rank in highest to lowest priority.

May 8, 2019 – AAA9 Older Adult Extravaganza, Guernsey County

Rank	Unmet Need Description	Method Used to Identify and Rank Need
1	More weekend service <ul style="list-style-type: none"> Especially all-day Saturday 	Senior Event/Public Workshop; Public Vote
2	Night Transportation <ul style="list-style-type: none"> For the visually impaired 	Senior Event/Public Workshop; Public Vote
3	Morning service and on Sundays for church services	Senior Event/Public Workshop; Public Vote
4	Coordinate Trip scheduling with Doctor Appointments Ex. Prescription/Shopping with Appointments	Senior Event/Public Workshop; Public Vote
5	More efficient Employment Transportation for Job Security	Senior Event/Public Workshop; Public Vote
6	Supplemental bariatric services	Senior Event/Public Workshop; Public Vote
7	More Cab service	Senior Event/Public Workshop; Public Vote
8	Autonomous cars for seniors	Senior Event/Public Workshop; Public Vote
9	Expanded Fixed Route Service	Senior Event/Public Workshop; Public Vote
10	Free service for seniors	Senior Event/Public Workshop; Public Vote
11	Easy load ramps and lifts for vehicles	Senior Event/Public Workshop; Public Vote
12	Simplify Public Information (i.e. brochures)	Senior Event/Public Workshop; Public Vote

EXHIBIT 4-4A: PRIORITIZED UNMET MOBILITY NEEDS – GUERNSEY COUNTY PUBLIC WORKSHOP

**May 13, 2019 – PrimeTime Office on Aging, Senior Lunch,
Jefferson County**

Rank	Unmet Need Description	Method Used to Identify and Rank Need
1	More frequent trips	<i>Senior Event/Public Workshop; Public Vote</i>
2	Better transfer service	<i>Senior Event/Public Workshop; Public Vote</i>
3	Extended hours <ul style="list-style-type: none"> • Sundays • Holidays • Nights/Evenings 	<i>Senior Event/Public Workshop; Public Vote</i>
4	More door-to-door service <ul style="list-style-type: none"> • Include Toronto, Ohio 	<i>Senior Event/Public Workshop; Public Vote</i>
5	Can't get out of town	<i>Senior Event/Public Workshop; Public Vote</i>
6	Updated (newer) vehicles	<i>Senior Event/Public Workshop; Public Vote</i>
7	Free trips	<i>Senior Event/Public Workshop; Public Vote</i>
8	Educate the public to use public transit & human services transportation	<i>Senior Event/Public Workshop; Public Vote</i>
9	Better roads/improve conditions	<i>Senior Event/Public Workshop; Public Vote</i>
10	Greyhound lines bus stop in Steubenville using SVRTA Intermodal Building – Possibly Mega-Bus connections	<i>Senior Event/Public Workshop; Public Vote</i>

EXHIBIT 4-4B: PRIORITIZED UNMET MOBILITY NEEDS – JEFFERSON COUNTY PUBLIC WORKSHOP

May 16, 2019 – Wellness Day Event, Tuscarawas County

Rank	Unmet Need Description	Method Used to Identify and Rank Need
1	Transportation to and from the Akron/Canton Airport	Senior Event/Public Workshop; Public Vote
2	Uber/Lyft services	Senior Event/Public Workshop; Public Vote
3	Van available 7 days a week/Van available 5 days a week	Senior Event/Public Workshop; Public Vote
4	Out of county Transportation from Tuscarawas County to Stark County for medical appointments	Senior Event/Public Workshop; Public Vote
5	Bus to Dover-New Philadelphia <ul style="list-style-type: none"> • CCUH* North – Dover • CCUH* Central • CCUH* South – New Philadelphia 	Senior Event/Public Workshop; Public Vote
6	Better connections to larger cities – More buses	Senior Event/Public Workshop; Public Vote
8	More payment options other than cash	Senior Event/Public Workshop; Public Vote
9	Public bike racks with rental box	Senior Event/Public Workshop; Public Vote
10	Jitney (<i>van that follows transit bus, runs on the line in between buses for people that miss connections</i>)	Senior Event/Public Workshop; Public Vote

EXHIBIT 4-4C: PRIORITIZED UNMET MOBILITY NEEDS – TUSCARAWAS COUNTY PUBLIC WORKSHOP

* Cleveland Clinic Union Hospital

May 20, 2019 – New Castle School of Trades Public Workshop, Columbiana County

Rank	Unmet Need Description	Method Used to Identify and Rank Need
1	Easy fare rate for low-income individuals to move throughout the region <ul style="list-style-type: none"> • Summer Pass/Seasonal pass • Day pass – one fare all day 	<i>Public Workshop; Public Vote</i>
2	Weekend travel <ul style="list-style-type: none"> • Commercial <ul style="list-style-type: none"> ○ Malls ○ Shopping Centers • Recreational <ul style="list-style-type: none"> ○ Parks ○ Lakes/Fishing ○ Highlandtown 	<i>Public Workshop; Public Vote</i>
3	More travel options for public transit Ex. Deviated Fixed Route Pilot in East Liverpool	<i>Public Workshop; Public Vote</i>

EXHIBIT 4-4D: PRIORITIZED UNMET MOBILITY NEEDS – COLUMBIANA COUNTY PUBLIC WORKSHOP

June 10, 2019 – Public Workshop, Muskingum County

Rank	Unmet Need Description	Method Used to Identify and Rank Need
1	Bus Stop Shelters	<i>Public Workshop; Public Vote</i>
2	Saturday Service <ul style="list-style-type: none"> • More Options • Vans 	<i>Public Workshop; Public Vote</i>
3	More Friendly Staff <ul style="list-style-type: none"> • Drivers 	<i>Public Workshop; Public Vote</i>

EXHIBIT 4-4E: PRIORITIZED UNMET MOBILITY NEEDS – MUSKINGUM COUNTY PUBLIC WORKSHOP

Public Survey – Questions 4, 7, 8 & 9: Short Answer Comment Summary

Unmet Need Description
Question 4: What would make using transportation service/public transit appealing to you?
Able to complete work/reading/other activities
Limited Personal Mobility Options
Services for handicapped and seniors
Can be regional instead of just per municipality
I would rather be able to walk. Suburban development is hurting the communities

Cleanliness
Cheap fare
No car
Safe
Direct access
More service than a taxi to have access in Coshocton
Better use of resources
A well-known and reputable program in the community
Cannot drive myself anymore
That they show up on their scheduled time
Available to individuals who live in rural areas
Better for the environment
Bike rack
Car seat ability
Don't like to drive where I don't know where I am going
Courtesy of Drivers
Do not have to do the driving
Carroll County needs more options for public transportation other than just 8a to 4p
Can't drive to Cleveland Clinic
If own car is not working or unavailable, and can't drive myself
Need more transit to and from jobs
Having the availability
Question 7: What changes do you suggest to improve transportation services?
Frequency of trips
Wider Range of Area
Longer hours for transportation till 7, bigger buses and transportation on weekends
Sometimes it's difficult for people to wait for others when they are in pain or worn out from services and trip
Expanded Hours
Question 8: What prevents you from using transportation services on a regular basis?
Not enough seats
Have not needed services at this time
Time
Can drive myself right now but parents are 85
Question 9: To your knowledge, have conditions regarding transportation service and/or public transit:
Not native to this area
More Services Available
Not enough seats
Difficulty for elderly to get to appointments and Medicaid services cost of providing services have increased
Expand hours and add more coverage

EXHIBIT 4-4F: PRIORITIZED UNMET MOBILITY NEEDS – PUBLIC SURVEY RESPONSES

EXHIBIT 4-5: SUMMARY OF PUBLIC UNMET MOBILITY NEEDS IN THE REGION

Rank	Unmet Need Description	*Method Used to Identify and Rank Need
1	More Weekend Service	RCC, Public Workshop & Survey Comments
2	More Travel Service & Payment Options	RCC, Public Workshop & Survey Comments
3	More Efficient Employment Transportation	RCC, Public Workshop & Survey Comments
4	Expand Other Types of Transportation Service	RCC, Public Workshop & Survey Comments
5	Improve & Increase Bus Service	RCC, Public Workshop & Survey Comments
6	Expand Non-Medicaid Service Hours	RCC, Public Workshop & Survey Comments
7	Offer Transfers & Improve City Connections	RCC, Public Workshop & Survey Comments
8	Increase Medical Transportation Outside County & State	RCC, Public Workshop & Survey Comments
9	Easy Fare/Rate for Low Income Individuals for Regional Mobility	RCC, Public Workshop & Survey Comments
10	Simplify Public Information (i.e. brochures)	RCC, Public Workshop & Survey Comments
11	Local Area Hospitals Closing Causing Longer Trips for Providers and Patients	RCC, Council added August 2019 Meeting
12	More Frequent Trips	Top Public Workshop Comment
12	Evening Transportation Service	Top Public Workshop Comment
12	Transportation to and from the Akron/Canton Airport	Top Public Workshop Comment
12	Bus Stop Shelters	Top Public Workshop Comment
12	Day & Seasonal Passes	Top Public Workshop Comment

*All unmet needs have been collected from stakeholder and public participation from the Regional Coordinated Council meetings, public workshops, and comments in the regional public surveys. Specific county unmet needs are referenced in **Appendix H** listed in each county's coordinated plan. The top needs of each county are related generally to the region's unmet needs in **Exhibit 4-5** and more specifically in all exhibits from **Exhibit 4-2** through **Exhibit 4-4F**.

V. Goals and Strategies

Developing Strategies to Address Gaps and Needs

Strategies for improving transportation for the ten-county OMEGA Region should address the service gaps and user needs identified in this plan, if they are to be effective. As described, the gaps and unmet needs were based on information obtained from geographic analysis, the attendees participating in the meetings, and responses to the public survey.

Based on information gathered throughout the planning process, OMEGA and the Regional Coordinated Council developed the following strategies to address the gaps and unmet transportation needs. Priority levels are assigned by considering the primary funding sources that could be available to support plan implementation compared to the importance of meeting this unmet need expressed by the public and stakeholders. Not all strategies are activities specifically eligible for funding under the existing programs, nor is it guaranteed that enough funding will be available to achieve every strategy identified. In addition, the local stakeholders will need to provide support and commit to pursuing the strategies if they are to be accomplished. Nonetheless, these strategies have been tailored to 12 of the identified primary gaps and needs. The last four are each ranked 12 since they were public survey comments.

Below is an outline describing the prioritized strategies, for the region and by county, to address each of the identified unmet transportation needs and gaps in service. This will be followed by ongoing collaboration efforts within the region, followed by a summary table of the projects submitted by transportation service providers. Lastly, this will conclude with a summary of success stories that have been shared since the regional planning efforts began by stakeholders coordinating regional transportation.

Regional Goal #1:

To Maintain and Expand Transportation Services and Options.

Need(s) Being Addressed:

1. More Weekend Service
2. More Travel Service & Payment Options
4. Expand Other Types of Transportation Service
5. Improve & Increase Bus Service
6. Expand Non-Medicaid Service Hours
7. Offer Transfers & Improve City Connections
8. Increase Medical Transportation Outside County & State
9. Easy Fare/Rate for Low Income Individuals for Regional Mobility
10. Simplify Public Information (i.e. brochures)
11. Local Area Hospitals Closing Causing Longer Trips for Providers and Patients
12. More Frequent Trips
12. Evening Transportation Service
12. Transportation To and From the Akron/Canton Airport
12. Bus Stop Shelters
12. Day & Seasonal Passes

Strategy 1.1:

Extend service hours of transportation service providers and human service agencies to supplement necessary trips, maybe more on-demand.

Strategy 1.2:

Increase marketing and advertising of transportation services especially in conjunction with the Mid-Ohio Mobility Solutions.

Strategy 1.3:

Coordinate affordable rates for the public that use transportation service in the region.

Strategy 1.4:

Continue regional and local coordination of transportation service providers, human service agencies, and other participating stakeholders.

Timeline for Implementation: Duration of the Plan Implementation

Action Steps:

1. Regional Coordinated Council Quarterly Meetings
2. Continue Monthly/Bi-monthly Mobility Manager Meetings
3. Standardize Fares across all counties
4. Outreach to Regional Stakeholders, Especially Medical Providers
5. Increase Marketing and Advertising of Transportation Services
6. Regional Mobility Manager Coverage – All Counties
7. Increase Wages and provide Better Conditions for Drivers
8. More fixed routes/shuttles for weekend and evening service
9. Issue regionwide transportation pass (Universal Traveler’s Card)
10. Central Regional Training for Transportation Service Provider Certifications/Recertifications

Parties Responsible for Leading Implementation:

- SEAT
- CAAofCC
- Guernsey County Senior Center
- OMEGA

Parties Responsible for Supporting Implementation:

- ODOT Office of Transit
- Tuscarawas County JFS
- Tuscarawas County Senior Center, Mobility Manager
- National Church Residences

Resources Needed:

- Central Meeting Location
- Conference Call Software
- Cost-Allocation Model

- Marketing/Advertising Funds & Materials
- Statewide Mobility Managers Program Information
- Operating funds for driver's wages
- Annual/Quarterly Origin-Destination Data
- Fixed Route Maps
- Universal Scheduling Software
- Vehicle Replacement Plan
- Best Practices on Traveler Identification Cards

Potential Cost Range: *Total Projects Cost Estimate: \$5.6 million*

Potential Funding Sources: ODOT 5310/5311, Local Match, Revenue Sources, Levy

Performance Measures/Targets:

1. Measure – Number of Regional Coordinated Meetings
 - a. Target – Minimum of four meetings annually (one each quarter)
2. Measure – Number of Mobility Manager Meetings
 - a. Target – Minimum of six meetings annually (bimonthly meetings)
3. Measure – Cost-Allocation Model Test
 - a. Target – Minimum of three Transportation Service Providers Volunteer
4. Measure – Involve Medical Providers (Hospitals and Clinics) on the Regional Coordinated Council that Transportation Providers Frequent
 - a. Target – All Medical Providers Located in the Region
 - b. Target – At least one Major Medical Provider from each Out-of-Region City (Columbus, Akron, Cleveland, Canton, Youngstown, Pittsburgh, Wheeling)
5. Measure – Marketing and Advertising of Transportation Service Providers
 - a. Target – 90% of Transportation Service Providers Advertised in Region
6. Measure – Fixed or Deviated-Fixed Route Services in All Counties in the Region
 - a. Target – Develop Fixed or Deviated-Fixed Routes in counties that currently don't have any to assist with local trips
 - b. Target – Carroll, Coshocton, Harrison, Holmes, and Tuscarawas Counties
7. Measure – Develop and distribute a region Universal Traveler's Card for the public
 - a. Target – Research three Best Practices on how best to implement this resource
 - b. Target – Pilot 100 people from the public, 10 from each county, on positives/negatives
 - c. Target – Develop a Cost-Benefits Analysis for implementing this card
8. Measure – Annual Centralized Workshops Training Certifications for Regional Transportation Providers
 - a. Target – Minimum of one Regional Safety Training Workshop
 - b. Target – Minimum of one Regional Vehicle Maintenance, Inspection, ADA, Safety Equipment, and Communications Training Workshop
 - c. Target – Minimum of one Regional Employment Screening and Testing (Random, Post-Accident, Suspicion) Training Workshop
 - d. Target – Minimum of one Regional Employee Criminal History, Driver's License Record, and Abuse Registry Check Training Workshop

Regional Goal #2:

To Ensure and Increase Equity, Access, inclusive, and Safety in Transportation Services and Options.

Need(s) Being Addressed:

7. Offer Transfers & Improve City Connections
8. Increase Medical Transportation Outside County & State
9. Easy Fare/Rate for Low Income Individuals for Regional Mobility
10. Simplify Public Information (i.e. brochures)
11. Local Area Hospitals Closing Causing Longer Trips for Providers and Patients
12. Transportation to and from the Akron/Canton Airport
12. Day & Seasonal Passes

Strategy 2.1:

Cost-allocation, billing, and rates between transportation service providers and human service agencies.

Strategy 2.2:

Utilize and implement a common scheduling technology to be used throughout the region.

Strategy 2.3:

Coordinate and continue regular quarterly meetings and conference calls/webinars for the Regional Coordinated Council, Regional Coordinated Planning Committee, and Regional Mobility Managers.

Strategy 2.4:

Meet with each county Department of Jobs & Family Services individually and as a group.

Strategy 2.5:

Produce and provide a Hot-Spot Analysis of major trips and destinations in and out of the region on an annual basis.

Strategy 2.6:

Establish a committee to develop Best Practices & Memorandums of Understanding (MOUs) for the Region.

Timeline for Implementation: Duration of Plan Implementation

Action Steps:

1. Analyze Cost-Allocation Model Testing Results
2. Council Decision on Scheduling Software for the Region
3. Continue Regional Coordinated Planning Committee (RCPC) Meetings
4. Continue to Collaborate with Each County's Department of Jobs & Family Services
5. Create Map with Annual Origin-Destination Data from Transportation Service Providers
6. Steer the RCPC to draft Best Practices and MOU's for the Region
7. Continue to increase regional call center calls month to month

Parties Responsible for Leading Implementation:

- Tuscarawas County Senior Center, Mobility Manager
- CAAofCC

- SEAT
- OMEGA

Parties Responsible for Supporting Implementation:

- ODOT Office of Transit
- Guernsey County Senior Center
- The ABCD, Inc.
- Tuscarawas County JFS
- SEA Inc.
- National Church Residences
- PrimeTime Office on Aging

Resources Needed:

- Cost-Allocation Model Results
- Scheduling Software Quotes
- Conference Call Capability/Meeting location for RCPC
- JFS Meeting Locations
- JFS MOU for Plan Implementation
- GIS Maps for Annual Origin-Destination Data
- Transportation Service Provider Partnerships & Collaboration
- Medicaid Policy Change
- Medicaid Billing Change

Potential Cost Range: *Total Projects Cost Estimate Involving Goal 2: \$3.1 million*

Potential Funding Sources: ODOT 5310/5311, Local Match, Revenue Sources, Levy

Performance Measures/Targets:

1. Measure – Number of Mid-Ohio Mobility Solutions Calls
 - a. Target – Increase call volume between 5-10% every month
2. Measure – Cost-Allocation Model Test Results & Analysis
 - a. Target – At least one Transportation Service Provider in each county applies results to their fares
3. Measure – Receive quotes on scheduling software for the region
 - a. Target – Survey TSPs that participate in the CTS Pilot
 - b. Target – Determine software that provides best quality and lowest costs for the region
4. Measure – Number of RCPC Meetings
 - a. Target – Four meetings annually (quarterly)
5. Measure – Produce Origin-Destination Maps Annually
 - a. Target – At least one Destination Points Map for Minimum 10 Transportation Service Providers
 - b. Target – At least one Lines Map for Minimum 10 Transportation Service Providers
6. Measure – Number of meetings with JFS in the Region
 - a. Target – Two meetings (bi-annual) with all 10 county JFS, at least one representative

Regional Goal #3:

Reduce Denials and No-Shows of the Riders that Use Transportation Service in the Region.

Need(s) Being Addressed:

2. More Travel Service & Payment Options
4. Expand Other Types of Transportation Service
6. Expand Non-Medicaid Service Hours
8. Increase Medical Transportation Outside County & State
9. Easy Fare/Rate for Low Income Individuals for Regional Mobility
10. Simplify Public Information (i.e. brochures)
11. Local Area Hospitals Closing Causing Longer Trips for Providers and Patients
12. More Frequent Trips
12. Evening Transportation Service

Strategy 3.1:

Utilize the Mid-Ohio Mobility Solutions as a tool for Transportation Service Providers and Human Service Agencies to coordinate regional trips.

Strategy 3.2:

Coordinate regional trips using scheduling technology/software between the transportation providers.

Strategy 3.3:

Communicate and coordinate with all Department of Jobs & Family Services in the region on local needs.

Strategy 3.4:

Reduce one-person vehicle trips for all transportation providers in the region by coordinating rides.

Strategy 3.5:

Share Transportation Service Provider Inventory or Scheduling Software with Medical Providers in order to schedule rides with medical appointments.

Strategy 3.6:

Establish a satellite mobility solutions center for the eastern part of the region.

Timeline for Implementation: Monthly Comparison of No-Show and Denial Statistics through Duration of Implementation

Action Steps:

1. Market to the Region and Invite All Transportation Service Providers to use Call Center
2. Establish Determined Scheduling Software for the Region
3. Gather Specific Transportation Unmet Needs & Gaps from JFS Clients
4. Encourage multiple ride trips for transportation providers
5. Share TSP Inventory with frequented Medical Providers both in and out of region
6. Research Best Practices of No-Show/Cancellation Policies
7. Develop a Region-wide No-Show/Cancellation Policy
8. Require Call-Backs from Transportation Service Providers to Riders with Scheduled Trips

9. Transportation Service Providers Host Workshops/Webinars on Strategies to Reduce Denials, No-Shows and Cancellations

Parties Responsible for Leading Implementation:

- CAAofCC
- SEAT
- OMEGA

Parties Responsible for Supporting Implementation:

- ODOT Office of Transit
- Horizons Rural Public Transportation
- Guernsey County Senior Center
- Tuscarawas County Senior Center, Mobility Manager
- The ABCD, Inc.
- National Church Residences

Resources Needed:

- Regional Coordinated Council MOU
- Simplified TSP Inventory Brochure, both paper and electronic
- Shared Rides Advertisements
- Unmet Needs & Gaps Report from 10 county DJFS
- Regional No-Show/Cancellation Policy
- Call-back policy for scheduled trips

Potential Cost Range: *Total Projects Cost Estimate Involving Goal 3: \$3.1 million*

Potential Funding Sources: ODOT 5310/5311, Local Match, Revenue Sources, Levy

Performance Measures/Targets:

1. Measure – Create No-Show/Cancellation Policy for Transportation Service Providers to Adopt
 - a. Target – At least one Transportation Service Provider from each County
2. Measure – Number of No-Shows/Cancellations by Transportation Service Providers
 - a. Target – Reduce Monthly No-Shows/Cancellations in region between 5-10%
3. Measure – Number of Denials by Transportation Service Providers
 - a. Target – Reduce Trip Denials 5% in region every month
4. Measure – Number of call-backs by all Transportation Service Providers
 - a. Target – Increase scheduled trips' call-backs by 50% every month
5. Measure – Regional Workshops/Webinars on Strategies to Reduce Denials, No-Shows, and Cancellations
 - a. Target – Minimum two Workshops/Webinars every year (bi-annual)

Regional Goal #4:

Cost-Effective Vehicle Replacement for all Regional Transportation Service Providers.

Need(s) Being Addressed:

1. More Weekend Service
2. More Travel Service & Payment Options
4. Expand Other Types of Transportation Service
5. Improve & Increase Bus Service
6. Expand Non-Medicaid Service Hours
8. Increase Medical Transportation Outside County & State
12. More Frequent Trips
12. Evening Transportation Service
12. Transportation To and From the Akron/Canton Airport

Strategy 4.1:

Document and log vehicle age, condition, mileage and any other important data relating to vehicle usage on an annual basis.

Strategy 4.2:

Explore and create innovative funding options for all stakeholders involved with the regional plan.

Strategy 4.3:

Develop a timeline for vehicle replacement in order for transportation providers to better serve the needs of their service area and the region.

Strategy 4.4:

Establish minimum regional requirements for vehicles and drivers that serve the senior population and people with disabilities.

Timeline for Implementation: Every year beginning in 2021

Action Steps:

1. Continue to log and document regional vehicle mileage, age, and condition
2. Research other funding sources for transportation service vehicles
3. Create a vehicle replacement schedule in line with ODOT 5310/5311 funding deadlines
4. Schedule 5310 Grant Application Workshop and Assistance
5. Schedule 5311 Grant Application Workshop and Assistance
6. RCPC and Mobility Managers to develop a vehicle donation and tax deduction program
7. Create specific vehicle replacement plan for regional transportation service providers
8. Document major repair costs not including routine maintenance

Parties Responsible for Leading Implementation:

- Guernsey County Senior Center
- Tuscarawas County Senior Center
- OMEGA

Parties Responsible for Supporting Implementation:

- ODOT Office of Transit
- Tuscarawas County JFS
- National Church Residences

Resources Needed:

- TSP Electronic Vehicle Document Log
- Regional vehicle replacement schedule
- Workshop location for 5310/5311 grant applications
- Webinar capabilities for 5310/5311 grant applications
- Meeting space
- Software for Rightsizing Fleet
- Transfer program for idle vehicles

Potential Cost Range: *Total Projects Cost Estimate Involving Goal 4: \$2.9 million*

Potential Funding Sources: ODOT 5310/5311, Local Match, Revenue Sources, Levy

Performance Measures/Targets:

1. Measure – Regional vehicle of documenting age, condition, and mileage
 - a. Target – All Regional 5310/5311 Transportation Service Providers report their fleet data annually
2. Measure – Number of workshops/webinars hosted to train Transportation Service Providers on grant applications
 - a. Target – Minimum of two workshops annually (one in person, one webinar)
3. Measure – Program for vehicle donation and/or tax deduction to save money
 - a. Target – 5% of vehicle replacements come from donations
 - b. Target – 5% of vehicle replacements have tax deductions
4. Measure – Reduce number of idle vehicles by transportation service providers in the region
 - a. Target – 25% reduction of idle vehicles by providers or donors every year

Regional Goal #5:

Increase Employment Transportation Options for Jobseekers and Employees.

Need(s) Being Addressed:

3. More Efficient Employment Transportation
4. Expand other types of transportation service
7. Offer transfers & improve city connections
9. Easy fare/rate for low income individuals for regional mobility
10. Simplify Public Information (i.e. brochures)
12. More frequent trips
12. Evening transportation service
12. Day & seasonal passes

Strategy 5.1:

Increase public education and awareness on the transportation options available for employees and job candidates.

Strategy 5.2:

Partner with local and regional businesses to more efficiently track the need for employment transportation.

Strategy 5.3:

Coordinate with job & career training centers in the counties in our region to provide reliable transportation for jobseekers.

Strategy 5.4:

Establish car-share rides across age groups in the employment force.

Strategy 5.5:

Coordinate vanpools/carpools with local coordination planning teams in each county.

Strategy 5.6:

Allow sharing rides between counties.

Strategy 5.7:

Establish a Public Transit Coalition for the region.

Timeline for Implementation: Through Duration of the Plan Implementation

Action Steps:

1. Host public workshops and marketing events
2. Create regional TSP Inventory information brochures
3. Create sub-committee to track regional employee/job candidate transportation needs
4. Distribute scientific survey to partnered businesses, career training centers and university, colleges, and vocational schools
5. County coordinated planning teams coordinate carpools/vanpools with employers
6. Create a Regional Public Transit Coalition to increase reliable transportation to employers

Parties Responsible for Leading Implementation:

- SEAT
- OMEGA

Parties Responsible for Supporting Implementation:

- ODOT Office of Transit
- The ABCD, Inc.
- Guernsey County Senior Center
- Tuscarawas County Senior Center, Mobility Management
- Ohio Department of Developmental Disabilities: Employment First + Community Life Engagement
- SEA Inc.

Resources Needed:

- Regional Major Employer Inventory
- Marketing Materials
- Regional TSP Inventory Information Brochures – Online and Paper
- Survey Distribution Service – Online
- Public Workshop Locations
- Employer Information from Chambers of Commerce and DJFS

Potential Cost Range: *Total Projects Cost Estimate Involving Goal 5: \$2.4 million*

Potential Funding Sources: ODOT 5310/5311, Local Match, Revenue Sources, Levy

Performance Measures/Targets:

1. Measure – Number of Public Workshops for Employment Transportation
 - a. Target – Minimum of one annually
2. Measure – TSP Inventory Brochures
 - a. Target – Minimum of 1,000 brochures for each county
3. Measure – Number of scientific surveys distributed
 - a. Target – One Survey for every employee/job seeker
 - b. Target – One Survey for every employer

Future Project Proposals & Implemented Strategies

Transportation Service Provider Regional Projects

To begin implementation of the goals and strategies, each member of the Regional Coordinated Council was asked if there were any projects that they propose to be eligible for future funding opportunities. The categories of projects were separated into three categories: capital (vehicle replacement, adjustment, new vehicles, etc.) operating (services, software, technology, applications, etc.), or Mobility Management (initializing or continuing application for mobility management program). Every project submittal required the agency name, county, service area, funding source, project name, summary, items required to implement, and a total cost estimate. Each project summary is located on the project summary's form listed in **Appendix L**. The 36 projects are listed in the following exhibit, **Exhibit 5-1**, in alphabetical order by county.

2019 REGION 9: TRANSPORTATION SERVICE PROVIDER PROJECT FORM SUBMITTALS											
ODOT DISTRICT	AGENCY NAME	COUNTY	SERVICE AREA	GRANT FUND SOURCE	PROJECT NAME	TYPE	ITEMS REQUIRED	COST ESTIMATE	DATE SUBMITTED	GOAL #	FUNDING YEAR
11	National Church Residences Transportation Services, LLC	Belmont	OMEGA Region 9	5310	On-Demand Mobile App Technology	Operating	FTA Funding	\$40,000 - \$70,000	7/23/2019	Goal 1; Goal 2; Goal 3;	2021
11	National Church Residences Transportation Services, LLC	Belmont	Western Belmont/ Monroe County	5310	Regional Connectivity – Route 800 Belt Line Plan	Capital/ Mobility Management	MOU between Belmont and Monroe Counties Funding Source	\$151,400	7/23/2019	Goal 1; Goal 2; Goal 5	2021
11	National Church Residences Transportation Services, LLC	Belmont	OMEGA Region 9	5310	5310 Vehicle Replacement Plan	Capital	FTA Funding	\$195,000	7/23/2019	Goal 1; Goal 3; Goal 4	2020
11	National Church Residences Transportation Services, LLC	Belmont	OMEGA Region 9	5310	Technology - Regional Software	Operating	MOU between providers Funding Source	\$153,000	8/7/2019	Goal 1; Goal 2; Goal 3; Goal 5	2021
11	National Church Residences Transportation Services, LLC	Belmont	Belmont County	5310	St Clairsville Public Transit Loop Expansion Program	Capital	Funding & Vehicles	\$174,000	7/2/2019	Goal 1; Goal 5	2021
11	National Church Residences Transportation Services, LLC	Belmont	OMEGA Region 9 - River Adjacent Counties	5310	Sub-Regional Call Center Pilot Project	Operating/ Mobility Management	Facility Software Hardware, Staff	\$112,000	7/8/2019	Goal 1; Goal 2; Goal 3	2021
11	National Church Residences Transportation Services, LLC	Belmont	OMEGA Region 9	5310	Ohio Mobility Management Program	Mobility Management	FTA Funding Office Space Mobility Manager	\$54,000	9/6/2019	Goal 1	2020
11	National Church Residences Transportation Services, LLC	Belmont	OMEGA Region 9	5310	Low-income Housing Shuttle Pilot Project	Operating/Capital	Handicap Accessible Van (LTN) Qualified Drivers Maintenance and Operating Cost	\$164,000	11/6/2019	Goal 1; Goal 5	2021
11	Carroll County Transit	Carroll	Carroll County	5311	Carroll County Transit Grant Funds	Operating/Capital	Operating Expenses + Capital Funds (\$422,381) Maintenance (\$69,650) 2 Modified Minivans (\$63,414) Transit Vehicle Cameras (\$18,400)	\$573,845	8/14/2019	Goal 1; Goal 2; Goal 3; Goal 4; Goal 5	2020

SEE APPENDIX L FOR ALL INDIVIDUAL PROJECT FORMS WITH COMPLETE PROJECT DESCRIPTIONS

† = Columbiana County will have to refer to their county coordinated plan in order to apply for ODOT funding.

ODOT DISTRICT	AGENCY NAME	COUNTY	SERVICE AREA	GRANT FUND SOURCE	PROJECT NAME	TYPE	ITEMS REQUIRED	COST ESTIMATE	DATE SUBMITTED	GOAL #	FUNDING YEAR
11	Community Action Agency of Columbiana County	Columbiana†	Ohio, Pennsylvania, West Virginia	5310	Coordinated Medical Route System	Operating	Origin-Destination data Multi-County medical needs & gaps Outreach to medical stakeholders/public Develop medical routes & schedules Perform time & feasibility studies Agreed upon fare structure Marketing campaign Same software for scheduling med trips Driver training	\$55,000	8/30/2019	Goal 1; Goal 2; Goal 3	2021
11	Community Action Agency of Columbiana County/CARTS	Columbiana†	Columbiana County and 50 miles	5311	Trade out 15% of Fleet per Year	Capital	Adding more Accessible Van's (AV) to fleet when the Light Transit Vehicle, Narrow Body (LTN) are ready for disposal 6 vehicles replaced this year (CY 2019) with new busses 5 new vehicles are scheduled for next year (CY 2020)	\$215,000	8/30/2019	Goal 1; Goal 2; Goal 4	2020
11	Community Action Agency of Columbiana County	Columbiana†	Columbiana County	5310	Make the Connection Shuttle System - Phase 2 & 3	Operating	Origin-Destination data Test Routes Time Schedules Vehicles for Shuttle Service Driver Training Public Marketing Campaign Pilot Period Data Analysis Public Forums	\$65,000	8/30/2019	Goal 1; Goal 3; Goal 5	2020
11	Community Action Agency of Columbiana County/CARTS	Columbiana†	Columbiana County and 50 miles	5311	Renovate and upgrade current CARTS operations building with a second story addition and covered parking lot structure	Capital	Plans & Bids for expansion Board Approval Construction Office Supplies and Equipment HVAC Maintenance Costs New Staff	\$506,000	8/30/2019	Goal 1; Goal 2	2020
11	Community Action Agency of Columbiana County/CARTS	Columbiana†	Columbiana County and 50 miles	5311	Purchase Comprehensive Phone System	Operating	Phones and Ancillary Equipment Preferred System Software Coordinate with CTS	\$69,000	8/30/2019	Goal 1; Goal 2; Goal 3; Goal 5	2020
11	Community Action Agency of Columbiana County/CARTS	Columbiana†	Columbiana County and 50 miles	5311	Purchase larger busses dedicated to current and additional deviated fixed route, county-wide, shuttle system	Capital	6 Busses for Shuttle Fleet (\$85K ea) Shrink Wrap 4 busses (\$9k ea) ODOT Registration Numbers Ongoing Maintenance	\$555,000	8/30/2019	Goal 1; Goal 3; Goal 5	2020
11	Community Action Agency of Columbiana County	Columbiana†	Columbiana, Mahoning, and Trumbull Counties	5310	Sub-regional call center-EASTERN BORDER, NORTH	Operating	Origin-Destination data Develop SOP for Sub-Regional Call Center Office/Call Ctr Space Personnel Fare Structure MOU	\$150,000	8/30/2019	Goal 1; Goal 2; Goal 3; Goal 5	2021

SEE APPENDIX L FOR ALL INDIVIDUAL PROJECT FORMS WITH COMPLETE PROJECT DESCRIPTIONS

† = Columbiana County will have to refer to their county coordinated plan in order to apply for ODOT funding.

ODOT DISTRICT	AGENCY NAME	COUNTY	SERVICE AREA	GRANT FUND SOURCE	PROJECT NAME	TYPE	ITEMS REQUIRED	COST ESTIMATE	DATE SUBMITTED	GOAL #	FUNDING YEAR
11	Community Action Agency of Columbiana County	Columbiana†	Columbiana, Jefferson, Belmont Counties (maybe Monroe & Washington)	5310	Sub-regional call center-EASTERN BORDER, SOUTH	Operating	Origin-Destination data Develop SOP for Call Ctr Office/Call Ctr Space Personnel Fare Structure MOU	\$155,000	8/30/2019	Goal 1; Goal 2; Goal 3; Goal 5	2021
5	Coshocton County Mobility Management	Coshocton	Coshocton County	5310	Ohio Mobility Management Program	Mobility Management	Mobility Manager	\$71,836	8/27/2019	Goal 1	2020
5	Coshocton County Coordinated Transportation Agency	Coshocton	Coshocton County	5311	Vehicle Fleet Maintenance	Capital	Vehicle Maintenance (Oil Changes, Brakes, Lift Maintenance, A/C Repairs, Tire Repairs) Lift/Shuttle Material	\$51,400	9/19/2019	Goal 1; Goal 2; Goal 4	2020
5	Coshocton County Coordinated Transportation Agency	Coshocton	Coshocton County	5311	Operating Assistance	Operating	Salaries & Fringe, CTS maintenance fees, County audit cost, Internet, Copier lease, BCI/FBI Checks, Physicals, Rapback costs, CPR/first-aid, Phone/Tablet, CDL permits, fuel, new tires, insurance premiums	\$837,728	9/19/2019	Goal 1; Goal 2; Goal 3; Goal 4	2020
5	Coshocton County Coordinated Transportation Agency	Coshocton	Coshocton County	5339	Replacement Light Transit Vehicle (LTV)	Capital	LTV Replacement Vehicle, 5339 Funding	\$63,441	9/19/2019	Goal 1; Goal 2; Goal 4	2020
5	Coshocton County Coordinated Transportation Agency	Coshocton	Coshocton County	5339	Expansion Modified Mini Van (MMV)	Capital	MMV Expansion Vehicle, 5339 Funding	\$41,323	9/19/2019	Goal 1; Goal 2; Goal 3; Goal 4; Goal 5	2020
5	Guernsey County Senior Citizens Center, Inc.	Guernsey	Guernsey County (Feature Out-of-County)	5310	Guernsey County Senior Citizens Center Inc. Coordinated Transportation Program	Operating/Capital	2-4 New MMV &/or LTV Vehicles each of the next 3 years (2021, 2022, 2023) New Vehicle Tracking/Software & Hardware Operating Assistance for Weekends & Out-of-County Transport Capitalized Maintenance Assistance DRIVE & other certification courses	\$654,000	8/19/2019	Goal 1; Goal 2; Goal 3; Goal 4	2021
5	Harrison County Public Transit	Harrison	Harrison County	5311	Additional Funding for Affordable Transportation	Operating	Funding to allow HCPT to continue to provide between 60-70 trips throughout the county and surrounding counties Funding to maintain a fleet of 13 transportation vehicles	\$600,000	11/26/2019	Goal 1; Goal 2; Goal 4	2021
11	Holmes County Board of Developmental Disabilities	Holmes	Holmes County - Village of Millersburg	5310	Low Income Housing Fixed Route - Pilot	Operating/Capital	Route Schedule/Map Public Meeting & Outreach Holmes Co BoDD Driver's Reimbursement	\$12,500	6/19/2019	Goal 1; Goal 5	2021
11	Brooke Hancock Jefferson Metropolitan Planning Commission	Jefferson	Jefferson, Brooke, Hancock	5310	Ohio Mobility Management Program	Mobility Management	Funding through the Elderly Individuals and Individuals with Disabilities (Section 5310) Program	\$80,000	7/22/2019	Goal 1	2021
11	PrimeTime Office on Aging	Jefferson	Jefferson County	5310	PrimeTime Paratransit Scheduling Software	Operating	Basic Software (\$14,000) Monthly Maintenance Fee (\$300/mo and \$3,600/yr)	\$17,600	9/18/2019	Goal 2; Goal 3	2021

SEE APPENDIX L FOR ALL INDIVIDUAL PROJECT FORMS WITH COMPLETE PROJECT DESCRIPTIONS

† = Columbiana County will have to refer to their county coordinated plan in order to apply for ODOT funding.

ODOT DISTRICT	AGENCY NAME	COUNTY	SERVICE AREA	GRANT FUND SOURCE	PROJECT NAME	TYPE	ITEMS REQUIRED	COST ESTIMATE	DATE SUBMITTED	GOAL #	FUNDING YEAR
5	South East Area Transit	Muskingum	OMEGA Region 9	5310	Mid-Ohio Mobility Solutions (The Regional Call Center)	Operating	Staff Building & Utilities Mobility Manager	\$125,000	8/2/2019	Goal 1; Goal 2; Goal 3;	2019
5	South East Area Transit	Muskingum	Muskingum County	5310	Ohio Mobility Management Program	Mobility Management	Mobility Manager	\$80,000	8/2/2019	Goal 1	2020
11	South East Area Transit	Muskingum	OMEGA Region	5310	Community Health Worker	Operating	Community Health Worker personnel Mobility Management Funds	\$25,000	10/9/2019	Goal 1	2020
Region	ALL TSPs	Region 9	OMEGA Region 9	5310/5311	OHIORide	Capital/ Operating	Smart phone for passengers Providers would have to join NEORide (https://www.neoride.org/about-us)	\$1,200	8/14/2019	Goal 1; Goal 2; Goal 3	2021
Region	ALL TSPs	Region 9	OMEGA Region 9	5310	Regional Fare Structure	Operating/Capital	Transportation Providers	TBD	9/6/2019	Goal 1; Goal 2; Goal 5	2021
11	Society for Equal Access/ILC	Tuscarawas	OMEGA Region 9	5310	Van Replacement	Capital	15 – Modified Mini Vans in 1 to 3 years 2 – Modified Mini Vans in 4 years	\$595,000	7/29/2019	Goal 1; Goal 4	2021
11	Tuscarawas County Senior Center	Tuscarawas	Tuscarawas County	5310	The Tuscarawas County Senior Center Transportation	Capital	Replacement Van X 3 Capitalized Maintenance	\$101,000	8/2/2019	Goal 1; Goal 4	2021
11	Tuscarawas County Senior Center	Tuscarawas	Tuscarawas County	5310	Ohio Mobility Management Program	Mobility Management	Mobility Manager	\$70,000	8/2/2019	Goal 1	2020
11	Horizons of Tuscarawas and Carroll Counties, Inc. Rural Public Transportation	Tuscarawas	Tuscarawas County	5311	Tuscarawas County Resident Transportation 2020	Operating	ODOT 5311 Grant Match Funds - Horizon's Contracts	\$600,000	8/15/2019	Goal 1; Goal 3; Goal 5	2020
11	Horizons of Tuscarawas and Carroll Counties, Inc. Rural Public Transportation	Tuscarawas	Tuscarawas County	5339	Horizons Vehicle Replacement	Capital	2 Modified Mini Vans 1 Light Transit Low Floor Vehicle	\$182,397	8/15/2019	Goal 1; Goal 4; Goal 5	2020

PROJECT FORM CATEGORY DEFINITIONS:

ODOT DISTRICT: Applicable ODOT District relating to Transit Service Provider.

AGENCY NAME: Name of the Agency that submitted the project.

COUNTY: County the Agency is located.

SERVICE AREA: This is the area that the Agency serves or where the project will have an impact.

GRANT FUND SOURCE: This is the grant that the Agency is seeking funding for their project.

PROJECT NAME: This is the name of the project the Agency has chosen.

TYPE: This is the project type that the funding will go towards.

ITEMS REQUIRED: These are any necessary items that the agency will need to accomplish the goal of the project.

COST ESTIMATE: This is a general total the Agency is estimating the project will cost.

DATE SUBMITTED: This is the date that the project summary form was submitted.

GOAL #: This is the goal number that the project is correlated to in the regional coordinated plan.

FUNDING YEAR: This is the funding year in which the project will be considered for.

Regional Coordination Success Stories

CTS Scheduling Software Collaboration

Over many months of meetings, collaborating, and sharing information and data, the Regional Coordinated Council determined that an important step to having a successful plan implementation would be to begin working towards having similar scheduling software to coordinate trips. Not all transportation service providers have the same scheduling software, and many don't use software at all to schedule their daily, weekly, and monthly trips. There are a few providers that schedule with pen and paper or use non-traditional software to use for scheduling, such as Microsoft Word or Excel.

Scheduling software can be very expensive, and the pricing can be very complicated depending on many factors such as the number of trips a provider makes, the maximum number of booked trips, trips per day, the size of the vehicle fleet and combination of the trips. The price range can be between \$100,000 to \$750,000 depending upon fleet size and numbers of trips plus an annual maintenance fee. The financial strain put on a transportation service provider may be cost-prohibitive for some providers and other agencies that contract transportation services. For small agencies, with fleets of 10 vehicles or less, scheduling software may not be an option and for the larger fleets, 30 or more vehicles, they can manage their service more efficiently as long as they are able to afford the software and licensing.

In order to navigate around the financial barriers, it may be beneficial for the transportation providers on the Regional Coordinated Council to work together to purchase a software that can work for everyone and minimize the financial hardship. While considering this option, several of the larger providers in the region use a scheduling software named TripMaster by CTS Software and had conversations to expand the service in the region. The account executive from CTS decided to provide a database for the coordination efforts for the regional coordinated plan as a pilot project at no charge. This is a temporary solution until a final plan can determine what will be best for the region and all the participating transportation providers. Funding will be needed to implement a more permanent solution.

Determining the shift of technology, funding, coordination and trip patterns will be a top priority to have this pilot be successful for the overall goal of the plan. The offer of any software for any period of time that is free of charge for the transportation providers is a very generous and vital resource to bring coordination efforts to fruition.



IMAGE 5-1: CTS COORDINATION PRESENTATION SUMMARY

How this will work for the region is that the TripMaster database software will be used as a portal for all regional transportation service providers in the 10-county region to use at their will. Support and training will be provided if needed. Each agency will have their own individual holding pen when they use the software for any trips that they are unable to schedule. There will be an overall region holding pen to move unscheduled trips into the portal to then be scheduled with any transportation service provider that is able to take the trip from origin to destination. The trip is then exported from the region holding pen and imported into the individual database. The program is completely voluntary, and any provider is able to withdraw at any time they find necessary. The overall goal for this pilot is to reduce trip denials.

The Business Associates Agreement (BAA) to participate and use the CTS software offer is included in the **Appendix N**. Each participating agency that signs it does so voluntarily and abides by the terms and conditions included in the agreement.

Mid-Ohio Mobility Solutions Collaboration

Website: <https://mobility-options.org/>



IMAGE 5-2: REGIONAL CALL CENTER OPEN HOUSE FLYER

The CTS portal will work more efficiently and correlate with another pilot project offered to the region in the regional call center. The Mid-Ohio Mobility Solutions was formed as a partnership between the Mobility Manager Shannon Hursey and the Transit Agency SEAT to provide a call center for the 10-county region to do more than just schedule trips but to provide solutions for all mobility issues. This is more evidence of great coordination since it brings together transportation service providers from all areas of the region who before may have never crossed jurisdictional boundaries, yet they provide the same type of service.

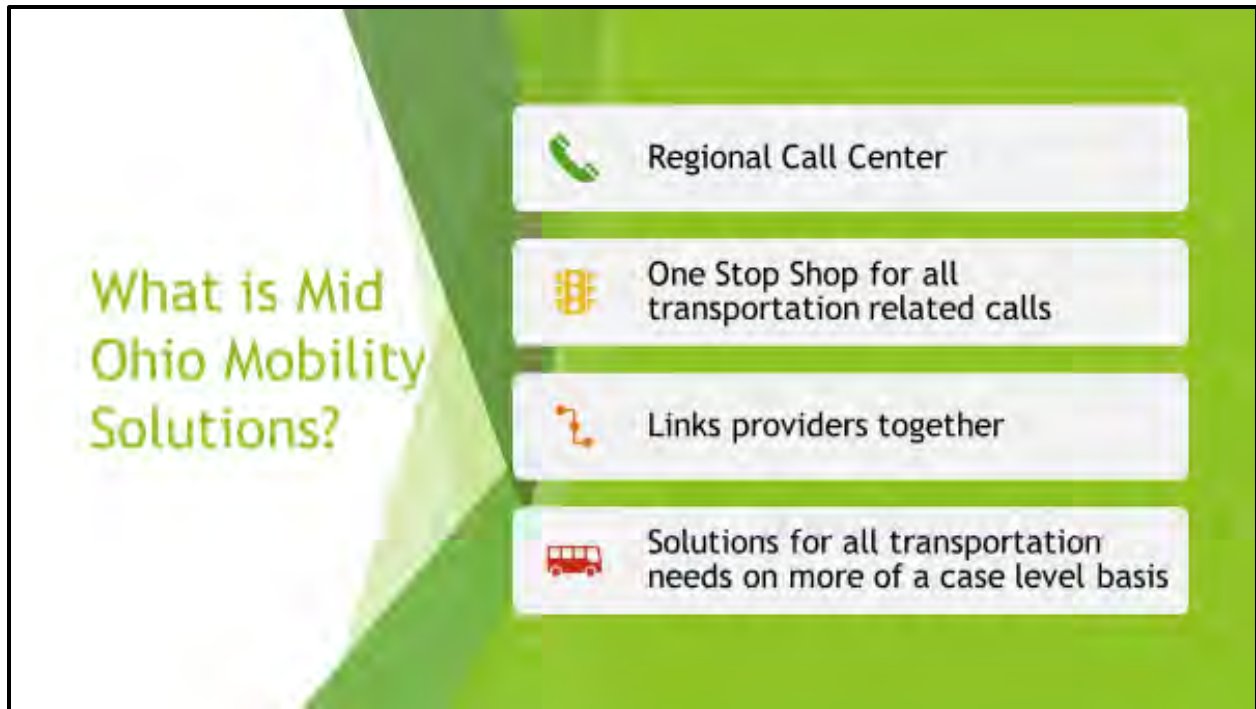


IMAGE 5-3: MID-OHIO MOBILITY SOLUTIONS PRESENTATION SUMMARY

The call center pilot will run until the end of 2019 and utilizes information on all the transportation service providers that this plan has produced and also grants free access to the CTS technology. It currently houses two part-time employees who take calls during regular business hours and who offer information on transportation providers to help people make trips in and out of the region while also solving mobility issues such as equipment for people with disabilities. More of the success stories from the Mid-Ohio Mobility Solutions will be in the next section and also its corresponding **Appendix K** section.



IMAGE 5-4: MID-OHIO MOBILITY SOLUTIONS PRESENTATION PILOT OPTIONS

The goal for Mid-Ohio Mobility Solutions correlates to the overall goal of the regional coordinated plan, that anyone who needs a ride from the region can get a ride, especially seniors and people with disabilities. It is vital to be able to operate as a region whether it helps keep costs lower for the public and the transportation providers and to allow sharing trips since it makes service more efficient.



IMAGE 5-5: MID-OHIO MOBILITY SOLUTIONS PRESENTATION PILOT GOALS

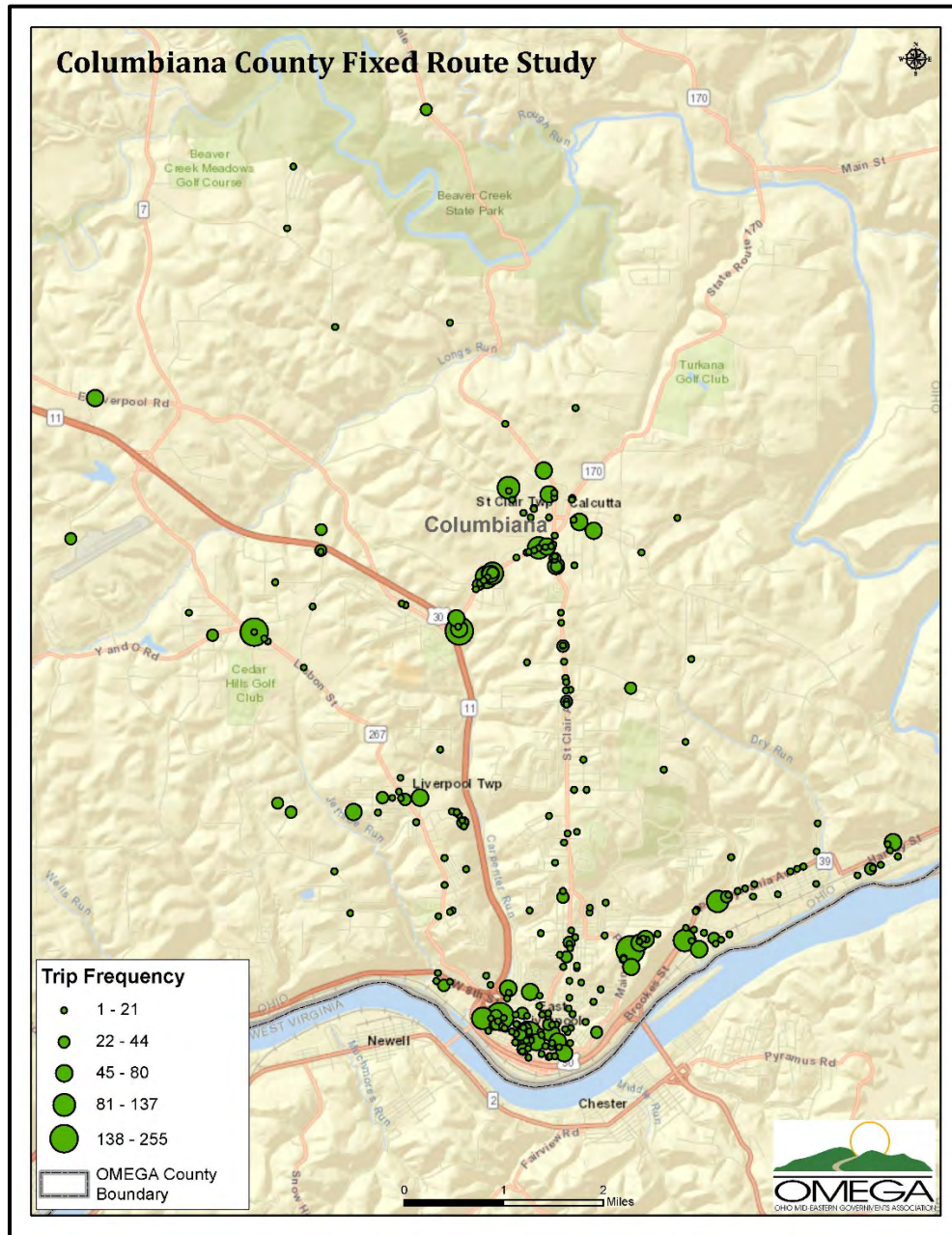
Columbiana County Deviated Fixed Route Shuttle “Make the Connection”



IMAGE 5-6: COLUMBIANA COUNTY'S MAKE-THE-CONNECTION DEVIATED FIXED ROUTE PILOT PROJECT

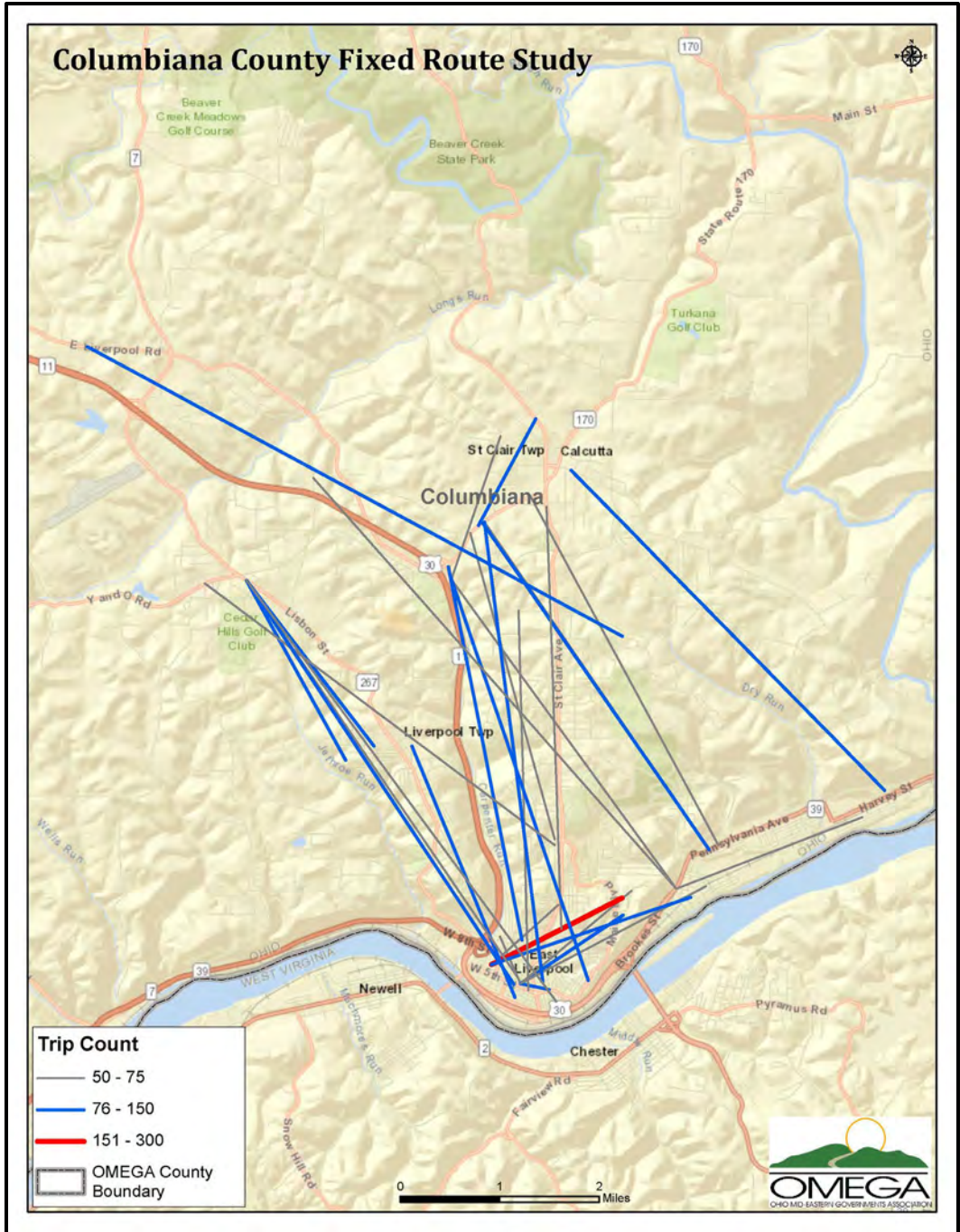
The Mobility Manager Deb Hill of the Community Action Agency and CARTS Director Shari Green were thinking about developing a deviated fixed route shuttle for the southeastern region of Columbiana County. Deb parsed the Origin – Destination data for CARTS from December 2018 until March 2019. In that three-month period, there were a total of 5,717 trips for the one zip code they were interested in developing a route. They figured they could use recent trip patterns and frequency to develop a fixed

route that loops through East Liverpool and Calcutta every hour. OMEGA received the trip data and mapped out destination points and line maps for the requested routes.



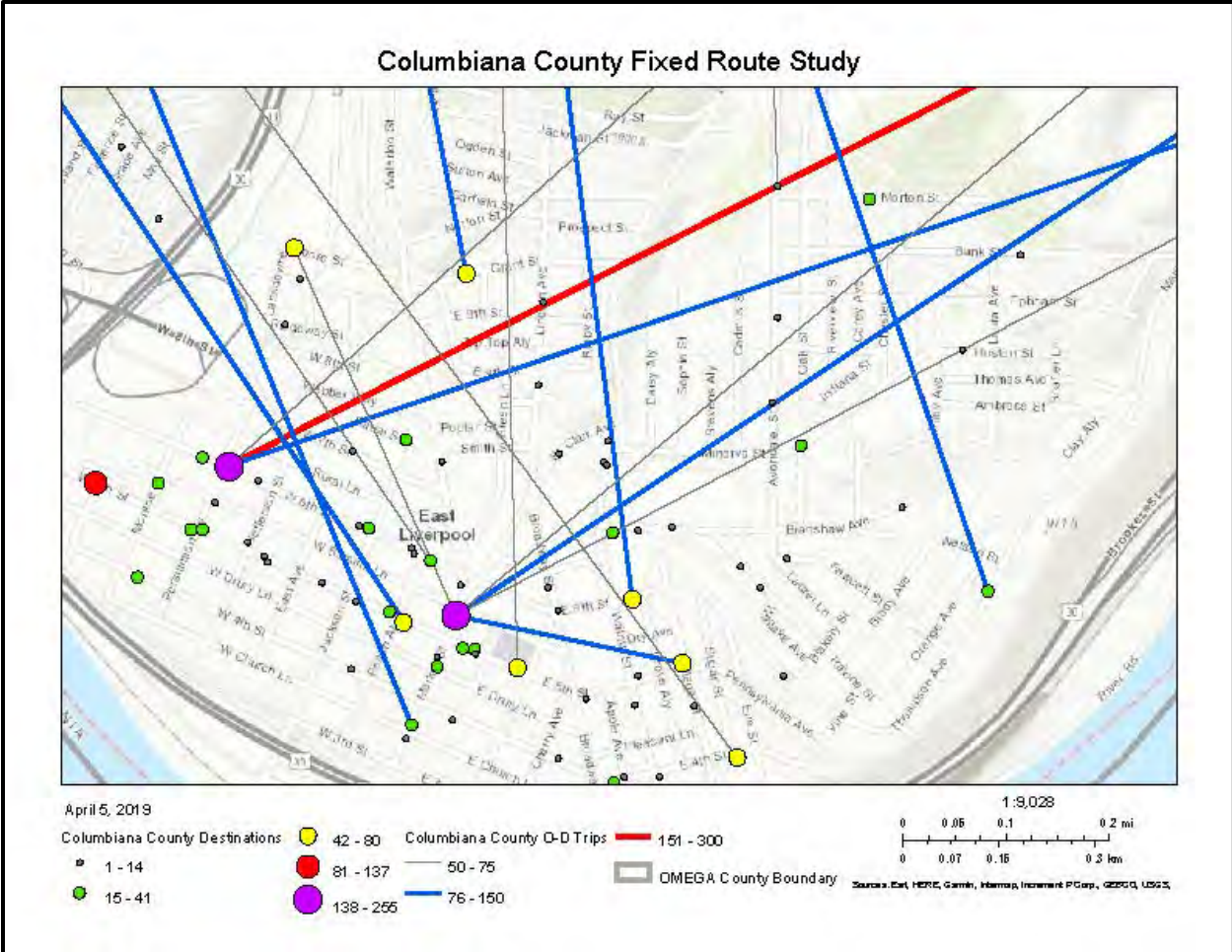
MAP 5-1: COLUMBIANA COUNTY'S DESTINATION POINTS ZIP CODE MAP

The destination points map helped to determine some of the most frequented stops to help lay a foundation for the route. Another important factor to determine was the trip pattern in which a lines map can help visualize a possible flow for the route.



MAP 5-2: COLUMBIANA COUNTY'S DESTINATION LINES ZIP CODE MAP

The lines map can quite literally help to connect the destination points and help lay a basic route map from which trial and error by driving the route can help narrow down the major stops to make a route. **Map 5-3** shows how the destination points were connected with the lines map.



MAP 5-3: COLUMBIANA COUNTY’S DESTINATION POINTS & LINES ZIP CODE MAP

CAAofCC and CARTS met with SEAT in order to get a best practice approach on the route and common traps to avoid. This is another piece of evidence that coordination helps a region grow and flourish by having an experienced transit agency help another one that is 100 miles away by helping to establish and grow its service within the region. This pilot can also help any other transit or transportation service provider apply the same mechanisms if they wish to begin and run a deviated fixed route in their service area.

From the beginning, there were 20 locations that drew interest to map for the route shuttle. After trial and error, the amount of stops for the route dropped to 13. Also, in order to be in compliance with ADA regulations, the entire route had to be kept no longer than 90 minutes in total, including any deviation. The deviated fixed route goes from Stop 1 through Stop 13 with a return route to begin at Stop 1. They planned to keep each stop between 4-5 minutes in case there are any deviations and in order to meet ADA compliance.



Map 5-4: Columbiana County's Make-the-Connection Fixed Route Map

Success Stories Narratives from Regional Coordination Efforts

More evidence that proves how beneficial coordination of transportation throughout the region has been recorded in anecdotal success stories from all parts of the region. These success stories narratives are located in **Appendix K**. Here is just a summary from each of those success stories from when this pilot program started.

COMMISSIONERS PROMOTE PUBLIC TRANSPORTATION IN TUSCARAWAS COUNTY

The goal was to increase public awareness by transporting the commissioners from the County Courthouse to the Tuscarawas County Senior Center for a lunch with public transportation officials. This was a good example that public transportation is available to anyone in the public regardless of demographics, age, or income. Public transportation has the ability to help anyone in need of transportation to and from work, for medical appointments, and any other conditions even if an individual is unable to afford trips. The effort between the transportation providers of Horizons, SEA Inc., and the Senior Center to coordinate together to help those in need of transportation is a strong example of successful coordination.

PUBLIC TRANSIT AND COMMUNITY HEALTH – MUSKINGUM COUNTY

A Lean Six Sigma project that includes data to demonstrate the increase in rides and mobility as well as effectiveness of improving transportation to health appointments by coordination was coordinated by the Muskingum Valley Educational Service Center. There had been an ongoing problem that 16% of no-shows and same day cancellations were because of a lack of transportation to health appointments. The goal was to reduce no-shows and same day cancellations from the lack of transportation by 50% in six months. SEAT using CTS technology was able to contribute to schedule and coordinate same day trips utilizing fixed routes and demand response. Using data, technology, and collaboration, of the 90 patients that participated in the pilot, no-shows and cancellations were decreased by 71%. This is a good example that can be used throughout the region to help solve common issues.

CROSS COUNTY TRANSPORTATION SERVICE

On June 18, 2019, both Mobility Managers from Coshocton County and Tuscarawas county were able to help a man travel 34 miles across the Tuscarawas-Coshocton County border to pick up his car from a repair shop. Horizons picked up the man in Uhrichsville and dropped him off at a Park & Ride at the intersection of US-36 and SR 751. He was then picked up by Coshocton County Coordinated Transportation to finish the trip for him to get to his destination and pick up his car. His original quote from a different transportation service provider was \$150, this coordinated trip cost him only \$29.12 giving him a total savings of \$120.88.

REGIONAL NETWORKING TO SCHEDULE AN OUT-OF-REGION TRIP

On May 16, 2019, a woman approached the OMEGA Transit Planner at the public workshop and senior wellness event at the Tuscarawas Senior Center. At the event, OMEGA was handing out public surveys and recording unmet needs and gaps from the public for transportation service. After completing a survey and recording a comment, the woman asked the Transit Planner if he knew of any transportation service to and from the Akron/Canton Airport for November 2019. The Transit Planner shared with her the contact information of the Mobility Manager for Tuscarawas County in order for her to schedule her

transportation for her trip. This is important since it is one leg of not only an out-of-region trip but since she is flying out it connects her to an out-of-state trip as well.

MULTI-MODAL TRANSPORTATION OUT-OF-REGION TRIP

In May 2019, a gentleman had a request for transportation service for June 20th. He was scheduled to fly his small airplane into Harrison County for painting repairs and needs to return home to Dayton afterwards. He originally was going to catch a Greyhound bus out of the Wheeling area. However, when he was put in contact with the Mobility Manager, he was rerouted to connect with the Greyhound bus out of Zanesville saving on the distance needed to return to Dayton. The total cost of the coordinated trip was \$26 plus the cost of the Greyhound ticket. This is evidence of the flexibility of service for mobility options within the region as well as saving time and money on an overall out-of-region trip.

CROSS COUNTY MOBILITY SERVICE FOR LOW INCOME VICTIM OF DOMESTIC VIOLENCE

On July 27, 2019, a social worker from the Trinity Twin City Hospital in Dennison called about a young man in the ER due to domestic violence needed to go to a domestic shelter in Carrollton but had no money for transportation. The Mobility Manager called all providers in Tuscarawas County to see if there was any available transportation, but nothing was available. The Mobility Manager called Carroll County Transit and scheduled a pick-up in Uhrichsville for \$8.50 to take him to the shelter. The Mobility Manager had funds in their Santa Fund and was able to provide a ride for him, another good example of agencies working together across county lines to provide transportation solutions.

TRANSIT REDESIGN JOB BUFFER

In June 2019, SEAT in Muskingum County went through a fixed route redesign for their service in Zanesville. They mapped out all the jobs available within a ½ mile from the fixed route line. This serves as a great resource, one that can be replicated throughout the region, as to show job availability and reliable transportation for employees to use to get to work. The ongoing issue of job applicants needing reliable transportation in order to be hired for a job can be helped by knowing information like this.

CROSS COUNTY PUBLIC TRANSIT AGENCY EMPLOYMENT TRANSPORTATION COORDINATION

On June 20, 2019, the Mobility Manager from Tuscarawas County scheduled a short-term trip between Horizons Rural Public Transportation and Harrison County Rural Transit for a 69-year-old woman for work at Harcatus. Her work transportation route is from Dennison to Cadiz 4 days a week. Until she can secure her own person vehicle, Horizons will pick her up in Dennison and transport her to a Park & Ride at US-250 and SR 151 while Harrison County will pick her up there and finish the ride by taking her to Cadiz. The same trip will work in reverse for her return trip home. Horizons and Harrison working together shows coordination can work across county lines.

OUT-OF-REGION & OUT-OF-STATE TRANSIT SERVICE

In December 2018, Steel Valley Regional Transit Authority (SVRTA) began a roundtrip service from Steubenville, OH to Robinson, PA that costs \$5 each way. The route connects to stops from beginning at SVRTA, to Eastern Gateway Community College, Weirton Medical Center, Giant Eagle at Settler's Ridge, and the mall in Robinson. The expansion of service is a great accomplishment for the region because it can help support employment, medical, educational, commercial, and recreational trips all on one transit line that travels out-of-region and out-of-state. From December 2018 to April 2019 the line

SEE APPENDIX K FOR ALL SUCCESS STORY NARRATIVES FROM COORDINATED TRANSPORTATION

served 444 passengers with 54 of them on Saturdays. This is a good example of a transit service that helps support trips for the public that makes many out-of-region trips for the services they may seek.

MID-OHIO MOBILITY SOLUTIONS, REGIONAL CALL CENTER, SUCCESS STORIES

Since the inception of the regional call center in July 2019, there have been many anecdotes as to how the public has utilized this service in order to find solutions to their mobility issues. Here is just a handful of summaries of those stories.

1. A woman had been visiting her husband 3 times a week at a nursing home in Muskingum County for only \$12 a week by SEAT. For an unknown reason, her husband had been transferred to a nursing home in Morgan County and she wanted to continue to visit him. SEAT and Morgan County Public Transit worked on a standing order together in order to provide her continual service by utilizing the call center. Morgan County worked out a reduced fare for her as well as SEAT, after waving some fees, gave her a reduced rate for her trips. The plan was for SEAT to pick her up at her residence and drop her off at the Morgan County line where Morgan County Public transit would pick her up and take her to the nursing home and in reverse for her return trips. Her cost is slightly more than her original trips but at a reasonable cost for using both services at \$16 a week for 2 out-of-county round trips. She was very happy with the plan and that she can continue to visit her husband. This is a great example of two different transit agencies working together across county lines to better serve the public.
2. A man was released from prison and had a prepaid ticket for Greyhound and \$50 credit for a cab. His trip was to take him from Portsmouth, OH to northern Kentucky and from there take a cab to a homeless shelter. The Greyhound bus didn't show up and he was at risk of losing his bed in the homeless shelter. The call center worked with SEAT and researched the events to discover that it was at no fault to the passenger. SEAT covered the cost of a new Greyhound ticket, wrote a letter defending the man and the call center contacted the correctional facility in Belmont County about the cab fare and he was able to make his destination and keep his bed.
3. A woman was sent to the call center from Genesis of Cambridge. She was going to be receiving treatment in Columbus at the cancer center and she was not eligible for Medicaid or public assistance. The Call Center found the cheapest option was SEAT with a round trip ticket that cost \$190.00 for four appointments. The Call Center also communicated with the Cancer Coalition for funding options. The Call Center connected her with them, and they were able to fund all the transportation costs for every appointment. SEAT transported her to and from her appointments. This solution eased personal stress.
4. A SEAT passenger was brought to the call centers attention from People to People Counseling for an issue he has in a new apartment complex he resides that has no wheelchair access. Due to safety concerns for both the man and the SEAT driver moving him up and down the stairs, a better and safer solution was needed. The call center discovered that he had a portable wheelchair ramp at his previous residence but required a few people to transport it. The call center started contacted Zemba Brothers who were eager to help and jumped on the opportunity. All the necessary information was given, and they helped relocate the ramp to his new apartment helping make life much easier and give him the quality of life he deserves. A person with disabilities deserves solutions the call center can provide.

VI. Plan Adoption

The OMEGA Regional Coordinated Public Transit/Human Services Transportation Plan planning process:

- The Regional Coordinated Planning process began in January 2018.
- All 10 counties needed a local plan in order to develop the regional plan, only 5 had plans.
- A Regional Coordinated Council was developed and established in April 2018 which consisted of representatives from public transit, human services transportation providers, contracted human services agencies (Senior Services, Board of Developmental Disabilities, Jobs & Family Services).
- A SWOT (Strengths, Weaknesses, Opportunities, and Threats) Analysis was created in the very first meeting.



IMAGE 6-1: REGIONAL COORDINATED COUNCIL INAUGURAL MEETING, APRIL 2018

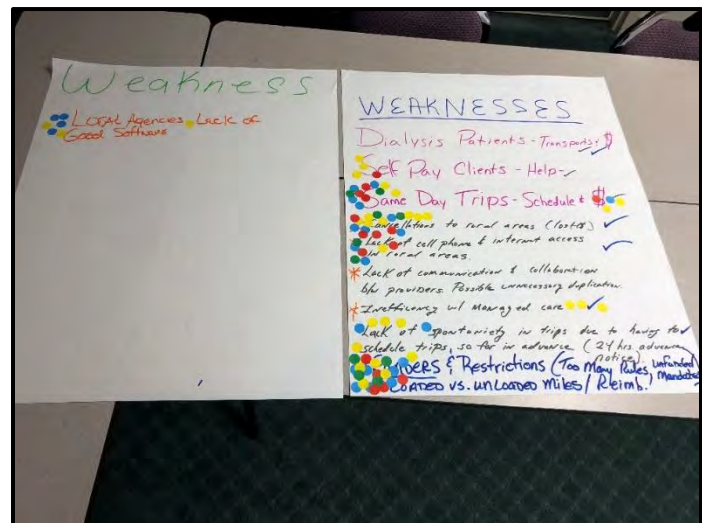


IMAGE 6-2: REGIONAL COORDINATED COUNCIL INAUGURAL MEETING – SWOT ANALYSIS DRAFTING

- The second Regional Coordinated Council meeting was in September 2018 and Origin – Destination Data that was mapped was shared with the stakeholders who participated.
- The Regional Public Survey was edited and drafted by the council after comments and discussion.
- The Regional Public Survey was finalized and distributed, both electronically and on paper, to the public and providers in January 2019 and remained open until the end of July 2019.
- The third Regional Coordinated Council meeting was in January 2019 and a determination was made on the final template for the Regional Coordinated Plan.

- The Transportation Service Provider Information Tables were distributed and shared on thumb drives, emails, and on paper copies to all participating Transportation Service Providers as well as each county's lead agency to distribute to non-participating providers and were given a deadline in August 2019.
- There were two Regional Coordinated Council conference calls, one in February and one in March, to update the Regional Coordinated Council on the updates to the plan, discuss planning issues and strategies, and to offer assistance with any information requested for submittal.
- During the Conference Call in March, the Public Survey Flyer with the online survey link was shared with the council to distribute at their will and a discussion regarding public workshop dates, times, and locations was held.
- The fourth Regional Coordinated Council meeting was in April 2019, sharing the confirmation of the Public Workshop locations and dates, the pilot projects for the regional call center (Mid-Ohio Mobility Solutions) was presented and scheduled to begin July 1, 2019, and the Regional Coordinated Council determined an initial draft to the Goals and Strategies for the plan, and a request for Success Stories in regional coordination was communicated to the council.
- Also, in this meeting, an Account Executive from CTS Software called in and offered the region a temporary access to the CTS Software by using it as a regional portal to schedule overbooked trips for free. The goal was to reduce overall trip denials, coincided with the call center, and will be available through the pilot plan.
- Discussions and drafts were made to a Memorandum of Understanding (MOU) for participation with the regional plan and a Business Associates Agreement (BAA) for TSPs to use the CTS Software Portal.
- There were three Regional Coordinated conference calls, May, June, and July 2019. During this time, Public Survey data was shared and analyzed as well as Public Unmet Needs and Gaps were shared, and a final determination was made for the regional coordinated plan Goals & Strategies section.
- During these conference calls, information was shared from the plan updates, MOU and BAA drafts were shared, maps were finalized and approved by the council, a Regional Coordinated Planning Committee was organized and shared information from the initial meeting such as the billing discussion, an idea for a universal traveler's card, and coordinating a JFS meeting by the end of May.
- In the June conference call, public survey data updates were shared, unmet needs and gaps from the public workshops were shared to the council, last call request for Transportation Service Provider Information tables was communicated and to be due no later than the end of August, and a call for project submittals for 5310/5311 in the region was communicated and a form was distributed to the council and due by the end of July.
- In July 2019, two pilots began for implementation of the plan, the regional call center (Mid-Ohio Mobility Solutions) and the Columbiana County Deviated Fixed Route (Make-the-Connection) both began July 1st.
- The July conference call was a recap of all previous information and requests made before, deadline reminders for TSP Information Tables, Project Form Submittals, and 2018 Origin-Destination Data to be submitted by the end of August, a more in depth analysis of 2017 Origin-Destination Data was shared with the council comparing trip counts by providers within buffers to the major highways.

- The fifth Regional Coordinated Council Meeting was in August 2019 and structured as an interactive workshop, confirmation on the MOU and the BAA was made after the comment period closed, the final public survey results were shared, a summary of the public unmet needs ranked was shared and approved by the council; the workshop exercise was to determine which Transportation Service Providers would lead or support goal implementations during the implementation phase and whether or not they had any more projects to submit, a flyer was shared for the Mid-Ohio Mobility Solutions Open House on September 9th.
- The Regional Coordinated Council conference call in September was to update on the plan schedule and to remind the Transportation Service Providers on the council if they wish they can sign the BAA for the CTS Software Portal to use voluntarily.
- By September 30, 2019, the draft plan was submitted to ODOT and to the Regional Coordinated Council.
- The Regional Coordinated Council conference call in October was to remind the council when comments were due by, October 31st. The implementation schedule draft began to address priority and lead and supporting agencies roles, Regional Coordinated Council review and comments through October. The Regional Coordinated Council comments were used to edit and update the draft plan.
- The draft plan was made available to the public on October 15th for a one month and a half review and comment period. It was made available to the public to access the plan online from the website shared by the entire council to the public they serve, by paper made available in the public libraries in each county seat, and by public notices in the media. The public could share comments online, by phone, or by mail or email.
- The Regional Coordinated Plan was developed with inclusion from older adults, individuals with a disability, members of the general public, and representatives from public and nonprofit transportation and human services providers.
- The Regional Coordinated Plan will be distributed to the Regional Coordinated Council at the last stakeholders meeting November 22, 2019 which was open to the public.
- Any minor detail changes will be discussed during the last stakeholder meeting.
- The plan, survey, and survey results were posted to OMEGA's website on the appropriate Regional Coordinated Plan page.
- There was an eight-day period from the last stakeholder meeting for the final comments to be submitted from the public, November 22nd – November 30th.
- All comments from public, stakeholder, and board members have been executed in the plan and recorded in **Appendix O**.
- After the last stakeholder meeting, the plan will be finalized and sent to the OMEGA Executive Board, representing all county commissioners, for their approval and adoption, scheduled for Tuesday, December 10, 2019.
- The Final Regional Coordinated Transportation Plan, signed and adopted by the OMEGA Executive Board and the Regional Coordinated Council, was sent to ODOT's Office of Transit by December 31, 2019.

Appendix A:

List of Regional Coordinated Council Participants

The Regional Coordinated Council consists of representation from local agencies as well as participation of individuals with disabilities, older adults, and members of the general public. More information about the Regional Coordinated Council is available upon request by contacting

Agency Representation

Name	Agency
Vicki Maple	OMEGA
Erin Wright	OMEGA
Kennedy Web	OMEGA
Corrina Kerns	OMEGA
Safa Saleh	OMEGA
Chuck Dyer	ODOT Office of Transit
Olivia Hook	ODOT Office of Transit
Macie Moore	ODOT Office of Transit
Todd Barstow	ODOT Office of Transit
Blake Williams	ODOT Office of Transit
Greg Gurney	ODOT District 11
Michael Hess	Guernsey County Senior Citizens Center
Shon Gress	Guernsey County Senior Citizens Center
Troy McCollister	Muskingum County JFS
Sonja Leggett	Carroll County Transit
Vicky Peoples	Carroll County Transit
Tonya Myers	Carroll County Senior Center
Deb Hill	Columbiana County Mobility Manager (CAAofCC)
Shari Green	CARTS
Peggy Hickenbottom	National Church Residences
Isaac Terrett	National Church Residences
Tomicka Hill	National Church Residences
Shannon Hursey	Carroll, Harrison, Guernsey Tuscarawas County MM
Cheryl Wetzel	Tuscarawas County Senior Center
Rakesh Sharma	BELOMAR
James Benner	BELOMAR
Joe Krockner	Tuscarawas County JFS
Sandy Burrier	Tuscarawas County JFS
Karen Couch	Harrison Co Transit
Maggie White	Harrison Co Transit
Brian Keith	Starlight
Ada Mears	Society for Equal Access, Inc.
Kevin Hannahs	Society for Equal Access, Inc.
Julie Price	Tuscarawas Board of Developmental Disabilities
Nate Kamben	Tuscarawas Board of Developmental Disabilities
Drew Litty	Tuscarawas Board of Developmental Disabilities
Carol Baker	Area Agency on Aging, Region 9
Jim Endly	Area Agency on Aging, Region 9

Valerie Shaw	Coshocton County Coordinated Transportation Agency
Tracy Haines	Coshocton County Mobility Manager (CCCTA)
Nic Carey	Coshocton County Coordinated Transportation Agency
Tracey DeMattio	Horizons Rural Public Transit
Donna Merrill	Horizons Rural Public Transit
Judy Owings	PrimeTime Office on Aging – Jefferson County
Howard Stewart	SEAT
Andrea Thompson	SEAT
Cookie (Alex) West	Jefferson County Board of Developmental Disabilities
Tracey Thomas	JeffCo Services
Brittany Wood	Holmes County Board of Developmental Disabilities
Lori Balvin	Holmes County Board of Developmental Disabilities
Marianne Mader	Holmes County Board of Developmental Disabilities
Nick Homrighausen	Harrison County CIC
Tom Hvizdos	EORTA/OVRTA
Lisa Weishar	EORTA/OVRTA
Tim Turner	Steel Valley RTA
Dave Snelting	BHJMPC
Mike Paprocki	BHJMPC
Panini Chowdhury	BHJMPC
Mark Henne	BHJMPC
Kate Offenberger	Carroll County JFS
Arnie Oliver	Holmes County Planning Commission
Paula Norman	Belmont-Harrison Career Center
Karen D'Anniballe	Checker Cab/ASI
Bob Herceg	Checker Cab/ASI
Jeannine Sawon	TranSmart USA
Robert Sterling	Harrison County Engineer
Jerry Olack	Neffs FD
Doug Crabtree	Harrison County EMS
Andy Brooks	OVESC
Chris Keylor	OVESC
Dave Snyder	Martins Ferry EMS
Cory Campanizzi	Belmont College
Brad Hollingsworth	Muskingum Valley ESC
Jed McCoy	Coshocton County DJFS
William Dent	The ABCD Inc.
Monty (Homaundre) Pender	The ABCD Inc.
Beth Rupert-Warren	Coleman Services Inc.
Vince Gianangeli	Belmont County JFS
Annie Yontz	Quality Care Partners
Ken Nice	Jefferson County Veteran Services
Michael McBride	Senior Services of Belmont County
Gary Armitage	Senior Services of Belmont County

Derek Platow	CTS Software
Thomas Hess	Ohio DoDD – Employment First Program

In addition to participants listed above, the Regional Coordinated Council also included representation of older adults, people with disabilities, and members of the general public. In addition to hosting a planning committee, OMEGA and other Regional Coordinated Council members also conducted a wide variety of activities designed to increase involvement of community stakeholders in identifying community resources, addressing community needs, and setting goals and priorities. More information about the efforts that occurred is available upon request. To request additional information please contact:

Safa Saleh, Transit Planner

OMEGA

740-439-4471 ext. 212

ssaleh@omegadistrict.org

Appendix B:

List of Annual Reviews and Plan Amendments

It is required that this plan be reviewed by the planning committee annually. For more information on when the next annual review will occur, how to be involved in the annual review process or to request information on how to make changes or corrections to this plan between annual reviews, please contact:

Safa Saleh Transit Planner/Regional Coordinator

OMEGA

740-439-4471 ext. 212

ssaleh@omegadistrict.org

Annual Review – February 2024

This is the current annual review of the Regional Coordinated Plan for the OMEGA Region. Following is the plan approval, the process for reviewing the plan annually will occur as follows:

- Update all demographic data and maps to match the present demographic data
- Update all transportation service provider information
 - Regional Transportation Service Provider List
 - Existing Transportation Services
 - Mobility Managers
 - TSP Details
 - Inventory of Available Transportation Service Providers
 - Analysis of Regional Transportation Service Providers
 - Assessment of Community Support for Transit
 - Safety
 - Vehicles
 - Mileage
 - Age
 - Condition
 - Origin – Destination Annual Analysis
- Reassess All Transportation Unmet Needs & Gaps and Challenges
- Host at least four stakeholder meetings and one public meeting
- Survey the public on existing transportation services
- Determine any new unmet mobility needs
 - Also assess if any in the past have been met or the status
- Reevaluate the Goals and Strategies from the general public and the transportation service providers
 - Update the Success Stories of Regional Coordination from Transportation Service Providers

Amendment

This is the initial Regional Coordinated Plan for the OMEGA Region. There have not been any amendments made to this document as of February, 2024. Once a change has been made to the document, the information on how it has been amended will be included here.

Appendix C:
Definitions

There are several terms used throughout the plan that may be unique to transportation providers or human service agencies. The terms are defined here for reference.

Coordination – Collaborative efforts toward understanding and meeting the mobility needs in the most appropriate, cost effective, and responsive manner.

FAST Act – Congress established the funding for Federal Transit Administration programs through authorizing legislation that amends Chapter 53 of Title 49 of the U.S. Code. On December 4, 2015, President Obama signed the Fixing America’s Surface Transportation (FAST) Act, reauthorizing surface transportation programs through Fiscal Year 2020.

Gaps in Service – A break in the continuity of available transportation resources such as a break between hours of operation or a break between two or more geographic areas.

Lead Agency – The organization responsible for facilitating outreach; composing a plan that meets the requirements of current Federal and State legislation; maintaining documentation from the planning process and making it available upon request; and leading stakeholders through annual reviews, amendments, and updates of the plan. The Lead Agency also is responsible for submitting the adopted Coordinated Plan and all amendments or updates to participating stakeholders and ODOT.

Mobility Management – Defined under the Ohio Mobility Management Program. The Ohio Mobility Management Program increases access to mobility for Ohioans by increasing understanding and awareness of transportation needs, coordination of transportation options to meet needs, and building sustainable and healthy communities by integrating transportation into planning and programs.

NEMT – Non-Emergency Medical Transportation, any transportation service for medical reasons that do not include emergency medical purposes.

NMT – Non-Medical Transportation; Non-medical transportation is transportation that is used by waiver enrollees solely to access adult day support, vocational habilitation, supported employment enclave, and/or supported employment community services, as specified by their individual service plans (ISP). 5123:2-9-18 (B)(9)

Origin – Destination Data – This is trip data that Transportation Service Providers and Human Service Agencies provide for each one-way trip when a client from the public is picked-up at their origin and dropped off to their destination, this data is then mapped.

Planning Committee – (*Regional Coordination Council*) The Planning Committee is composed of key community stakeholders. The Planning Committee members agree to actively participate in the planning process and act as the plan advisory and adopting entity.

Ridership – The total number of passengers who boarded transportation vehicles are counted each time they board a vehicle.

Section 5310 Program – Enhanced Mobility of Seniors & Individuals with Disabilities (49 U.S.C. 5310) provides Federal formula funding for the purpose of assisting private nonprofit groups in meeting the transportation needs of older adults and people with disabilities when the transportation service provided is unavailable, insufficient, or inappropriate to meeting these needs. The program aims to

improve mobility for seniors and individuals with disabilities by removing barriers to transportation service and expanding transportation mobility options.

Section 5311 Program – The Formula Grants for Rural Areas program provides capital, planning, and operating assistance to states to support public transportation in rural areas with populations of less than 50,000 where many residents often rely on public transit to reach their destinations. The program also provides funding for state and national training and technical assistance through the Rural Transportation Assistance Program. Subrecipients may include state or local government authorities, nonprofit organizations, and operators of public transportation or intercity bus service.

Section 5307 Program – The Urbanized Area Formula Grants program (49 U.S.C. 5307) makes federal resources available to urbanized areas and to governors for transit capital and operating assistance in urbanized areas and for transportation-related planning. An urbanized area is an incorporated area with a population of 50,000 or more.

Transportation – Transportation is broadly defined to include traditional transit, human service agency services, on-demand (taxi-like) services, bicycle and pedestrian programs and amenities.

Transportation Service Provider – Any transportation agency or human service agency that directly provides transportation for any reason to a client, patient, or anyone from the public.

Unmet Transportation Needs – Transportation that is wanted or desired but is not currently available.

Appendix D:

Data Definitions for Assessment of Available Services Tables

This appendix contains instructions for providing data points in select tables in the Assessment of Available Services.

Organizational Characteristics

- Directly Operates Transportation
 - “Yes” if the agency owns vehicles and employs staff or uses volunteers who drive the vehicles. “No” if the agency contracts with an outside provider for transportation or provides funding for transportation in some other way.
- Purchases Transportation from Another Agency
 - “Yes” if the agency purchases transportation service from a third party. Some examples:
 - A transit authority contracts with a private company to run paratransit service
 - A sheltered workshop contracts with a rural transit agency to operate routes to bring clients from their homes to the workshop
- Legal Authority
- Are Vehicles Only Available for Human Service Agency Clients
 - “Yes” if transportation is provided only to clients participating in programs offered by the agency (for example, a sheltered workshop offers a bus service to take from their homes to the workshop)
 - “No” if transportation is provided to the general public in the area, or to a whole segment of the public (for example, any senior citizen aged 60 years or older)

Transportation Service Characteristics

- Program Name
 - This is for an agency has multiple transportation programs which have their own staff and expenses attributed to them. For small agencies, Program Name would be N/A.
 - If there are multiple programs, the agency should divide out the data in this table by program.
- Mode of Service
 - “Demand Response” if the transportation is origin to destination, meaning that the driver picks the rider up at their origin and takes them to their destination. For example, shared ride and taxi services are Demand Response.
 - “Fixed Route” if the transportation is on a fixed schedule and open to the public, such as a bus route with an advertised schedule.
 - “Flexible Route” or “Deviated Route” is the transportation is on a fixed schedule and open to the public, and also allows for riders to request a deviation from the route to be picked up or dropped off at an off-route location.
 - NOTE: A human service agency may order a group of routine client pick-ups into a “route”, but this is not a Fixed Route or Flexible Route as the route is prescheduled for the clients.
- Days and Hours of Operation
 - The days and times that the transportation service is available to riders.
- Primary Funding Source
 - The major source of funding for the transportation program.
- Primary Funding Source of Match Funds (if applicable)

- The source of match funds for the program’s major source of funding, where applicable. For programs that are not funded by federal matching grants, enter N/A.
- Customer Eligibility Requirements
 - Examples: general public, seniors aged 60 years and older, Medicaid beneficiaries, agency clients, etc.
- Service Area
 - The geographic area where the program provides transportation.

Training Courses for Drivers

“Yes” if each training is offered by the agency for each program:

- Passenger Assistance
 - Typically includes disability awareness, working with accessibility equipment such as wheelchairs, and passenger relations
- Defensive Driving
- Bloodborne Pathogens
- Drug and Alcohol Awareness
 - 49 CFR Part 655 provides federal requirements for public transit operator training on drug use awareness and alcohol misuse. ODOT can provide training resources for agencies.
- Emergency Procedures/Evacuation
- Vehicle Pre-Trip/Post-Trip Inspection
- Consumer Rights/HIPAA
- First Aid and CPR

The next three items concern the agency’s requirement for frequency of training.

- All Training Required for New Employees (Yes/No)
- Refresher Training Required for All Training (Yes/No)
- Refresher Training Required for Some Training (Yes/No) (List Required Refresher Training)

Transportation-Related Staff Positions

Provide the number of transportation staff – by program, if applicable. If a full-time staff member devotes part of their activities to a transportation program, count as a part-time position.

- Number of Full-time Administration Positions
- Number of Part-time Administration Positions
- Number of Full-time Drivers
- Number of Part-time Drivers
- Number of Full-time Schedulers/Dispatchers
- Number of Part-time Schedulers/Dispatchers
- Number of Full-time Maintenance Positions
- Number of Part-time Maintenance Positions

Transportation-Related Expenses and Revenues

All data should for the agency’s most recent fiscal year.

- Program Name (may be N/A)

- If there are multiple programs, agency should divide out the data in this table by program.
- Fare Structure
 - Briefly list out the fares that passengers pay to use the service, if any.
- Donations Accepted (Yes/No)
 - “Yes” if the program allows some (or all) passengers to give a donation rather than pay a fare.
- Transportation Operating Expenses (most recent fiscal year)
 - The total funds expended to operate the program. For example, wages, fringe benefits, fuel, insurance, maintenance, etc.
- Transportation Operating Revenue (most recent fiscal year)
 - The total amount of revenue received for operations.
- Transportation Operating Revenue Sources (most recent fiscal year)
 - For example, federal grants, state transportation funds, county general fund, foundation grants, fundraisers, United Way funding, etc.
- Transportation Capital Expenses (most recent fiscal year)
 - The total funds expended to acquire capital items for the program. For example, vehicles, computer equipment, scheduling software, etc.
- Transportation Capital Revenue (most recent fiscal year)
 - The total funds received for the purpose of acquiring capital items for the program.
- Transportation Capital Revenue Sources (most recent fiscal year)
 - For example, federal grants, state transportation funds, county general fund, foundation grants, fundraisers, United Way funding, etc.

Transportation Service Statistics

All data should be for the agency’s most recent fiscal year.

- Revenue Hours of Service
 - The time when a vehicle is in operation and there is an expectation of carrying passengers. A service that provides rides between 8:00 AM and 4:00 PM will typically provide up to eight hours of revenue service on each vehicle per day. Hours used for purposes other than carrying passengers – for example, a driver break or the time in transit from the vehicle’s base to the first passenger pick-up – is not counted as revenue time.
- Total Hours of Service
 - The total hours a vehicle is in operation, including “deadhead” hours, such as the hours a vehicle is traveling from the base of operations to the first passenger pick-up.
- Revenue Vehicle Miles
 - The miles when a vehicle is in operation and there is an expectation of carrying passengers.
- Total Vehicle Miles
 - All miles on the agency’s fleet, including deadhead miles and other miles travelled for purposes other than carrying passenger.
- Number of Annual One-Way Passenger Trips

- A “one-way passenger trip” = one passenger making a one-way trip from origin to destination. For example, taking one individual from their home to their destination. A typical round trip = two one-way passenger trips.
- On fixed route transit, one-way passenger trips are typically calculated by counting each time one person boards the vehicle.
- Denials of One-Way Passenger Trips
 - A trip denial is a request for a demand-response trip that the agency turns down due to capacity constraints.
 - Turning down a request for a ride that would not have been provided is not a denial. For example, if the agency’s hours of operation are 8:00 AM to 6:00 PM, a request for a 7:00 PM pick-up is not counted as a trip denial. The same reasoning applies when turning down a request for a ride to a destination outside of the agency’s service area. If the agency doesn’t provide out-of-county rides, turning down a request to take someone out-of-county is not a trip denial.
 - Typically, trip denials occur when the agency receives trip requests after the schedules are full.
 - Public transit agencies typically track all trip denials for demand-response services. Human service transportation agencies who do not track denials in the same manner should provide a reasonable estimate of denials per the above definition.

Vehicle Maintenance and Safety

- Vehicle Preventive Maintenance Plan
 - “Yes” if the agency has a written document that explains what preventive maintenance tasks are performed at specified intervals.
- Vehicle ADA Equipment Preventive Maintenance Plan
 - “Yes” if the agency has a written document that explains what preventive maintenance tasks are performed on ADA equipment (wheelchair lifts and ramps) at specified intervals.
- Pre-trip Vehicle Inspection Required
 - “Yes” if the agency requires a documented inspection of a vehicle directly before it is used to provide transportation.
- Post-trip Vehicle Inspection Required
 - “Yes” if the agency requires a documented inspection of a vehicle immediately following its use to provide transportation.
- Pre-Trip ADA Accessibility Equipment Test Required
 - “Yes” if the agency requires a documented testing of the ADA equipment (i.e. cycling the wheelchair lift or ramp) directly before it the vehicle is used to provide transportation.
- On-Board Communications Equipment
 - “Yes” if the driver utilizes a radio or phone to communicate with dispatch.
- On-Board Safety Equipment
 - “Yes” if the following equipment is required on the vehicle during revenue service:
 - Fire extinguisher
 - Accident triangles
 - Biohazard kit

- First aid kit
 - Web cutter
- 4-Point Restraint System for 3- and 4-Wheeled Mobility Devices
 - “Yes” if the agency requires the use of a four-point restraint system to secure wheeled mobility devices within the vehicle.

Drug & Alcohol Testing

- Pre-Employment Testing
 - “Yes” if the agency requires new hires to submit to a drug test prior to employment
- Random Testing
 - “Yes” if the agency randomly tests drivers and other safety-sensitive employees to drug and alcohol tests
- Post-Accident Testing
 - “Yes” if the agency requires drivers and other safety-sensitive employees to submit to drug and alcohol tests after vehicle accidents that meet pre-determined criteria for severity
- Reasonable Suspicion Testing
 - “Yes” if the agency requires drivers and other safety-sensitive employees to submit to drug and alcohol testing if a supervisor suspects alcohol or drug misuse

Criminal Background and Motor Vehicle Records Checks

- New Employee Criminal History Check
 - “Yes” if the agency conducts criminal history checks of new hires prior to employment
- Periodic Current Employee Criminal History Check
 - “Yes” if the agency conducts periodic criminal history checks of employees
- New Employee Driver’s License Record Check
 - “Yes” if the agency conducts driver’s license record checks of new hires prior to employment
- Periodic Current Employee Driver’s License Record Check
 - “Yes” if the agency conducts periodic driver’s license record checks of employees
- New Employee Sex Offender Database Check
 - “Yes” if the agency conducts sex offender registry checks of new hires prior to employment
- Periodic Current Employee Sex Offender Database Check
 - “Yes” if the agency conducts periodic sex offender registry checks of employees
- New Employee Abuse Registry Check
 - “Yes” if the agency conducts abuse registry checks of new hires prior to employment
- Periodic Current Employee Abuse Registry Check
 - “Yes” if the agency conducts periodic abuse registry checks of employees
- New Employee System of Award Management (SAM) Registry Check (if applicable)
 - “Yes” if the agency conducts SAM registry checks of new hires prior to employment
- Periodic Current Employee System of Award Management (SAM) Registry Check (if applicable)
 - “Yes” if the agency conducts periodic SAM registry checks of employees

Appendix E:

Transportation Service Provider Information Tables 1 - 13

The table below provides a summary of the characteristics of the participating transportation providers and organizations that purchase transportation on behalf of consumers.

Table 1: Organizational Characteristics

Agency Name	Directly Operates Transportation (Yes/No)	Purchases Transportation from Another Agency (if Yes, Who?)	Legal Authority (Private Non-Profit, Private For-Profit, Public Non-Profit,)	Are Vehicles Only Available for Human Service Agency Clients (Y/N) *
BELMONT COUNTY				
National Church Residences	Yes	No	Public Not-for-profit	No
SSOBC	Yes	No	Public Nonprofit	No
Belmont County JFS	No	Yes	Government Entity Public Agency	Yes
EORTA/OVRTA	Yes	No	Public – RTA under the Ohio Revised Code	No
Neffs Fire Department	Yes	No	Private Nonprofit	No
Martins Ferry EMS	Yes	Yes, BCDJFS	Public Nonprofit	No
CARROLL COUNTY				
Carroll County Transit	Yes	No	Public – Local Government	No
CCBDD – Carroll Hills School	Yes	Yes, Carroll County Transit	Public non-profit	Yes
CCBDD – Community Employment	Yes	Yes, Carroll County Transit	Public non-profit	No
Carroll Co JFS	No	Yes, Carroll County Transit	Public non-profit	Yes
Carroll County Council on Aging, Inc.	No	Yes, Carroll County Transit	Non-Profit Senior Center	No
COLUMBIANA COUNTY				
<i>For this information, please refer to Columbiana County’s coordinated plan, you can access it here:</i>				
https://omegadistrict.org/programs/transit/plans/columbiana/				
COSHOCTON COUNTY				
CCCTA	Yes	No	Public Non-Profit	No
RHDD	Yes	No	Private Non-Profit	Yes
Veterans Service Commission	Yes	No	Public Non-Profit	Yes

Agency Name	Directly Operates Transportation (Yes/No)	Purchases Transportation from Another Agency (if Yes, Who?)	Legal Authority (Private Non-Profit, Private For-Profit, Public Non-Profit,)	Are Vehicles Only Available for Human Service Agency Clients (Y/N) *
Hopewell Inc.	Yes	No	Non-Profit	Yes
Coshocton Senior Center	Yes	Yes	Non-Profit	Yes
GUERNSEY COUNTY				
Guernsey County Senior Citizens Center	Yes	No	Private Non- Profit	No
Guernsey County DJFS	No	Yes, G. Co. Senior Citizens Center, South East Area Transit	Gov't/Public	Yes, by Contract
CountryView	No	Yes, Senior Center and others	Gov't/Public	No
South East Area Transit (SEAT)	Yes	Yes Independent Contractors	Reginal Transit Authority	No
Veteran's Services	Yes	No	Gov't	No
Society for Equal Access	Yes	No	Non-Profit	No
HARRISON COUNTY				
Harrison County Public Transit	Yes	No	Public	No
Harrison County Veteran Services	N/A	Yes, Harrison County Public Transit	N/A	No
Harrison County Department of Jobs & Family Services	No	Yes, Harrison County Public Transit	Public Non-Profit	No
HOLMES COUNTY				
Holmes County Board of Developmental Disabilities	Yes	Yes. Precious Angel Transportation, Midwest Community, Thompson Taxi	Public Non-Profit	Yes
Lynn Hope Industries	Yes	No	Private Non-Profit	Yes
Holmes Co Veterans	No	N/A	Public Non-Profit	Yes
Holmes Co Council on Aging	Yes	No	Private Non-Profit	No
Precious Angel Transportation	Yes	No	Private	No
JEFFERSON COUNTY				
Prime Time	Yes	No	Non-Profit	No
TranSmart USA	Yes	No	Private for profit	No

Agency Name	Directly Operates Transportation (Yes/No)	Purchases Transportation from Another Agency (if Yes, Who?)	Legal Authority (Private Non-Profit, Private For-Profit, Public Non-Profit,)	Are Vehicles Only Available for Human Service Agency Clients (Y/N) *
Checker Transportation	Yes	No	Private	No
Ambulance Service, Inc.	Yes	No	Private	No
SVRTA	Yes	No	Local government (Transit Authority)	No
Jeffco Services, Inc.	Yes	No	Private Non-Profit	No
MUSKINGUM COUNTY				
Quality Care Partners	No	Yes	Private Non-Profit	N/A
The Carr Center	No	No	Private Non-Profit	No
Muskingum County Board of DD – Starlight	No	Yes	Public Non-Profit	N/A
Muskingum County Job & Family Services	No	Yes	Public Non-Profit	N/A
Muskingum County Center for Seniors	Yes	No	Public Non-Profit	N/A
Zanesville-Muskingum County Health Department	No	Yes	Public Non-Profit	N/A
Zanesville Civic League	N/A	Yes	Non-Profit	N/A
Genesis HealthCare System	No	Yes	Not-For-Profit Hospital	N/A
Allwell Behavioral Health Services	Yes	No	Private Not-for-Profit	N/A
South East Area Transit	Yes	Yes, Independent Contractors	Regional Transit Authority	No
TUSCARAWAS COUNTY				
Tusc County SC	Yes	No	Non-Profit	No
SEA	Yes	No	Private Non-Profit	No
Horizons Rural Public Transit	Yes	No	Non-Profit	No
Tusc County JFS	Yes	Yes SEA/Horizon	County Agency	Yes
CMH	Yes	No	Non-Profit	Yes

* Answering “Yes” indicates that your agency is closed door. Your agency is considered closed door if you ONLY provide transportation to your facility as a courtesy or if you ONLY serve a particular clientele that are enrolled in your agency programs (i.e. members of a sheltered workshop, or residents in a nursing home). Answering “No” indicates that your agency is open door. This means the service is open to the public or a segment of the general public defined by age, disability, or low income. For example, if an agency provides general transportation for anyone in the community who is over the age of 60, they are considered “open door”. For example, an individual who is 60 or over can request transportation to a doctor’s appointment or the grocery store regardless of their affiliation with your agency.

The following table depicts the transportation service characteristics by agency.

Table 2: Transportation Service Characteristics

Agency Name	Program Name	Mode of Service	Days & Hours of Operation	Provides Medicaid-Eligible Trips (Y/N)	Primary Funding Source	Primary Source of Match Funds (if applicable)	Level of Passenger Assistance Provided	Customer Eligibility Requirements	Service Area
BELMONT COUNTY									
National Church Residences	Transportation	On Demand	24/7	Y	Medicaid NET- via JFS	Donations	Door to door, Wheelchair accessible	NA/	Belmont Co. OH, Ohio, Marshall, Wetzel Co. WV
SSOBC	NEMT	On Demand	M thru F 7:30a – 4:00p Additional Hrs for Dialysis Clients	N	Property Tax Levy		Door to Door	60 yrs or older Resident of Belmont County	Belmont County
Belmont County JFS		Ambulette, Taxi, Car	8:30 a.m.-4:30 p.m.	Yes			Curb to Curb/Door to Door	Medicaid Eligible	Belmont County
EORTA/OVRTA	FIXED ROUTE	MB	MONDAY-SATURDAY 6AM TO 6 PM	N	FTA	LEVIES	AID WITH WHEELCHAIR	NO	RAYLAND, SHADYSIDE, BELLAIRE, MARTINS FERRY, TILTONSVILLE, YORKVILLE
EORTA/OVRTA	DEMAND RESPONSE	DR	MON-SAT 6 AM TO 6 PM	N	FTA	LEVIES	HELP ON AND OFF THE VEHICLE	MUST BE REGISTERED	SAME AS ABOVE
Neffs Fire Department	5310	Demand Response and BCJFS	Whatever is needed by the clients	Yes	NR	NR	Any	General Public eligible for medical trips & BCDJFS eligible	Belmont County
Martins Ferry EMS	5310	Demand Response and BCDJFS	M-F 8a.m.-5p.m. Weekends and After Hours by Appointment Only	Yes	NR	NR	Full-Service Assistance Provided as Needed	Contracts/Medical Necessity	Belmont County

Agency Name	Program Name	Mode of Service	Days & Hours of Operation	Provides Medicaid-Eligible Trips (Y/N)	Primary Funding Source	Primary Source of Match Funds (if applicable)	Level of Passenger Assistance Provided	Customer Eligibility Requirements	Service Area
CARROLL COUNTY									
Carroll County Transit	5311	Demand response, origin to destination, advanced reservations, and shared ride transportation	Monday – Friday, 6 a.m. – 6 p.m.	No	FTA Grant	Contracts	Drivers will assist as needed, but are required to stay within eyesight of the vehicle always for safety and security reasons; no extra charge for Personal Care Attendants	None	Carroll County
CCBDD – Carroll Hills School	School	Bus	M-F, 7 a.m. – 4:30 p.m.	No	Levy	N/A	Bus Aide	Age 3-21, enrolled student with IEP	Carroll County
CCBDD – Community Employment	Community Employment	Vans	M-F, 7 a.m. – 5 p.m.	No	Levy	N/A	Driver	Must have a developmental disability	Carroll County
Carroll Co JFS	NR	N/A	N/A	N/A	NR	NR	N/A	County Resident – NEMT Vouchers	Carroll County
Carroll County Council on Aging, Inc.	NR	Contracted with CCT	N/A	N/A	NR	NR	N/A	Age 60 or above	Carroll County
COLUMBIANA COUNTY									
<p><i>For this information, please refer to Columbiana County’s coordinated plan, you can access it here:</i></p> <p>https://omegadistrict.org/programs/transit/plans/columbiana/</p>									

Agency Name	Program Name	Mode of Service	Days & Hours of Operation	Provides Medicaid-Eligible Trips (Y/N)	Primary Funding Source	Primary Source of Match Funds (if applicable)	Level of Passenger Assistance Provided	Customer Eligibility Requirements	Service Area
COSHOCTON COUNTY									
CCCTA	Coordinated Transportation	Shuttle/Van	M-F 6am - 6pm	Y	ODOT 5310, Contract revenue, Medicaid Waiver, Title IIIB	NR	Door-to-Door Courtesy Assistance	None	Coshocton County
RHDD	NR	Shuttle	M – F 8am – 4pm	Y	Medicaid	N/A	All	Must have developmental disability	Coshocton County + 9 counties
Veterans Service Commission	NR	Van	M – F	Y	NR	NR	Courtesy Assistance	Veteran	Coshocton County
Hopewell Inc.	NR	Information Not Obtained	7 days a week/6am-8pm	Information Not Obtained	Medicaid	Board of DD	High	Yes	Coshocton
Coshocton Senior Center	Nutrition Transportation	Mini-van	8am – 4:30pm	N	Title IIIB	Levy Funds	Minimal	Over 60 yrs old & Attends nutrition program	Coshocton
GUERNSEY COUNTY									
Guernsey County Senior Citizens Center	Senior Transportation	Demand Response	8 am to 8 pm M-F	Yes	Public Donations, State Subsidy, Area Agency Revenue, JFS Medicaid, Passport, Levy Support, 5310, Capitalized Maintenance, Operating Assistance	NR	Any	Age 60 or older	Guernsey County

Agency Name	Program Name	Mode of Service	Days & Hours of Operation	Provides Medicaid-Eligible Trips (Y/N)	Primary Funding Source	Primary Source of Match Funds (if applicable)	Level of Passenger Assistance Provided	Customer Eligibility Requirements	Service Area
CountryView	NR	N/A	24 hours	N/A	NR	NR	N/A	N/A	Guernsey County
SEAT	5311	Fixed Route, ADA Paratransit, Demand Response,	8am to 5pm M-F	Only under NEMT from JFS	FTA/ODOT 5311	NR	Curb to Curb Door to door	None	Guernsey County, Muskingum County, Trips one-way up to 150 miles
Veterans Services	Veteran Transportation	Fixed Route and Demand Response	Depends on the Client and Procedure	No	Guersney Co & VA	NR	None	Veteran	VA medical facilities in Cleveland, Canton, and Chillicothe, Ohio
Society of Equal Access	Passport	Demand Response and JFS	Whatever is Needed for the client	Yes	ODOT, JFS, Capitalized Maintenance Operating Assistance	NR	Door to Door	Resident of the County	Tuscarawas County and elsewhere as instructed by PassPort Program
HARRISON COUNTY									
Harrison County Public Transit	5311	Demand Response	Monday – Friday, 5a – 5p	Y	Ohio Department of Transportation	Local Match	Door to Door Passenger Assistance Wheelchair Accessible	Harrison County Residents & Shared Rides are Required (same time same direction)	Harrison County + 40 miles
Harrison County Veteran Services	HCPT	DAV	Monday - Friday, 5a – 5p	Veteran Funded	Veterans	N/A	Door to Door Passenger Assistance Wheelchair Accessible	Veteran	Harrison County

Agency Name	Program Name	Mode of Service	Days & Hours of Operation	Provides Medicaid-Eligible Trips (Y/N)	Primary Funding Source	Primary Source of Match Funds (if applicable)	Level of Passenger Assistance Provided	Customer Eligibility Requirements	Service Area
Harrison County Department of Jobs & Family Services	HCPT	Contract with Public Transit	Monday – Friday 5a – 5p	Yes	State Funding	N/A	Door to Door Passenger Assistance Wheelchair Accessible	NEMT – Medicaid eligibility Work Experience Program – SNAP (Food Assistance) or Ohio Works First (OWF) eligible work activity required individuals	NEMT: Cleveland, Cambridge, Pittsburgh, Morgantown, Steubenville, Wheeling, or in County. For Work Experience Program, all in county.
Harrison County Home	HCPT	Demand Response	Monday – Friday 5a -5p	N/A	Individual pays		N/A	Alzheimer/Dementia Care Adult Day Care Bariatric Care Formalized Wellness Programs Short stay for Respite Skin and Wound Care Behavior Care Hospice Care	Harrison County
HOLMES COUNTY									
Holmes County Board of Developmental Disabilities	HCBD	Human Services Door to Door Route	M-F, 7:00 am - 9:00am; 2:30 pm - 5:00 pm	Yes	Levy, Medicaid	NR	Guided	Have qualifying disability and functional limitations	Holmes County

Agency Name	Program Name	Mode of Service	Days & Hours of Operation	Provides Medicaid-Eligible Trips (Y/N)	Primary Funding Source	Primary Source of Match Funds (if applicable)	Level of Passenger Assistance Provided	Customer Eligibility Requirements	Service Area
Holmes County Board of Developmental Disabilities	HCBDD	Human Services field trips	M-F, 9:00 am - 2:00 pm	No	Levy, Medicaid	NR	Guided	Have qualifying disability and functional limitations	Holmes County
Lynn Hope Industries	HCBDD	Human Services field trips	M-F, 9:00 am - 2:00 pm	No	HCBDD	NR	Guided	Eligible for HCBDD services	Holmes County
Holmes Co Veterans	Veteran Transportation	Van	M-F, 8:30 am - 4:30 pm	N/A	NR	NR	Guided	Veteran	Canton, Parma, Cleveland VA medical Centers
Holmes Co Council on Aging	Senior Transportation	Van	M-F, 7 am – 2:30 pm	No	Title III	NR	Escort	60 years old or greater	Holmes County
Precious Angel Transportation	Private Customized Transportation	On-Demand	M-F, 6am – 5pm <i>Weekends if available</i>	N/A	NR	NR	Guided Wheelchair Lifts	HCBDD clients ride alone, anyone else has combined trips, must pay with cash or check	Holmes and Wayne County
JEFFERSON COUNTY									
Prime Time	Senior Transportation	Handicap accessible and regular transportation vans	M-W-F 5A/3P T-Th-7a/3	No	AAA-9/Levy	NR	Wheelchair Door to Door	60 years old, Jefferson County resident, not income based	Jefferson County
TranSmart USA	NEMT & Courier Service	On demand	M-F, 5a-7pm; Sun – Sat as needed	Yes	N/A	NR	As needed	None	Tri-State Jefferson, Brook Co, WV, Hancock, Co, WV, parts of Harrison

Agency Name	Program Name	Mode of Service	Days & Hours of Operation	Provides Medicaid-Eligible Trips (Y/N)	Primary Funding Source	Primary Source of Match Funds (if applicable)	Level of Passenger Assistance Provided	Customer Eligibility Requirements	Service Area
Checker Transportation	NEMT & Courier Service	Van/Wheelchair	Pre-Scheduled, Same day is offered based on availability, 24/7/365	Yes	N/A	NR	Van is Curb-to-Curb/Wheelchair is Door-to-Door	None	Eastern Ohio, Northern West Virginia, and Western Pennsylvania
Ambulance Service, Inc.	NEMT & Courier Service	Ambulance/Wheelchair	24/7/365	Yes	N/A	NR	Advanced Life Support/Basic Life Support/Wheelchair	None	Eastern Ohio, Northern West Virginia, and Western Pennsylvania
SVRTA	5307	Fixed Route / Bus-Transit/ Paratransit	M-F, 6 am – 6 pm Sat 9 am – 5 pm	No	5307	Local Levy	Wheelchair Lifts	Designated recipient – 5307, Steubenville/Weirton Urban Area	Steubenville, Mingo Junction, Wintersville, OH Robinson, PA
Jeffco Services, Inc.	NMT/Adults with DD	Passenger Vans	NMT is a split shift 5:45 am-9 am 2 pm-5:30 pm	Yes	Medicaid	NR	Secure Rider in Wheelchair	Developmental Disability over 21	Jefferson County
MUSKINGUM COUNTY									
Quality Care Partners	N/A	Refer Passengers to providers	M – F; 8am – 4:30pm	N; only refers	NR	NR	N/A	Determined by personal health insurer	Provider network in Ohio
The Carr Center (1)	Adult Day Health Care	Non-emergency medical transport Bus to/from programs at the Carr Ctr	M – F; 7am – 5pm	Y	Passport, Self, DODD, VA	NR	Door-to-Door, Wheelchair assist.	Carr Center Clients	Muskingum & Guernsey Co.

Agency Name	Program Name	Mode of Service	Days & Hours of Operation	Provides Medicaid-Eligible Trips (Y/N)	Primary Funding Source	Primary Source of Match Funds (if applicable)	Level of Passenger Assistance Provided	Customer Eligibility Requirements	Service Area
The Carr Center (2)	CarrGo	Non-emergency medical transport vans	M-F 6:00am-6:00pm	Y	ODJFS	NR	Door-to-Door, Wheelchair assist.	Qualified Medicaid recipients as determined by SEAT	Muskingum, Guernsey, and Noble County
Muskingum County Board of DD – Starlight	N/A	Does not provide direct support transportation but do authorize the cost for individuals to access transportation through other resources. Service coordinators will provide occasional 1:1 transportation for individuals to appointments	Service coordinators are on duty from 8:30am – 4pm	N; only refers & authorizes	NR	NR	Coordinated	People with developmental disabilities and their families	Muskingum County
Muskingum County Job & Family Services	JFS	Don't directly operate transportation; buy bus passes or purchase transportation on behalf of the consumers; SNAP, OWF, TANF, Medicaid & WIOA	M – F; 7am – 5pm; Transportation need is based on scheduled Doctor appointments	N	NR	NR	Refer to SEAT for transportation assistance	Medicaid Eligible	Muskingum County
Muskingum County Center for Seniors	Senior Transportation & Congregate Transportation	Demand response (includes one-time and standing order appointments and group trips for agency consumers attending program activities)	M – F; 8am – 4pm	N/A	Annual Operating Revenue	NR	Door-to-Door; Passengers are permitted to travel with their own personal care attendant or escort	Senior Citizens of Muskingum County over age of 60	Muskingum County
Zanesville Muskingum County Health Department	N/A	Don't directly operate transportation but buy bus passes or transportation	T – F; 8am – 4 pm	N/A	N/A	NR	Referral	Muskingum County Resident	Muskingum County

Agency Name	Program Name	Mode of Service	Days & Hours of Operation	Provides Medicaid-Eligible Trips (Y/N)	Primary Funding Source	Primary Source of Match Funds (if applicable)	Level of Passenger Assistance Provided	Customer Eligibility Requirements	Service Area
Zanesville Civic League	N/A	N/A	M – Th; 10am – 7pm; Friday 10am – 5pm	N/A	N/A	NR	Referral	Visitors are regular members and residents & anyone in need; Membership open to public	Zanesville and the surrounding area
Genesis Healthcare System	N/A	Don't directly operate transportation but buy bus passes & purchase transportation	24/7	Y	N/A	NR	N/A	Genesis Eligible patient	Muskingum County & surrounding areas
Allwell Behavioral Health Services	Day Treatment	Demand-Response (includes one-time and standing order appointments and group trips for agency consumers attending program activities)	M – F; 8am – 5pm	N/A	N/A	NR	Curb-to-Curb yes	Only clients of Allwell participating in either Mental Health Day Treatment groups or Case Management Services	Coshocton, Guernsey, Morgan, Noble and Perry Counties
South East Area Transit	Public Transit	Human Services Agency fixed route (fixed path, schedule, stops)/Demand response (one-time & standing order appointments & group trips for agency consumers attending program activities)	Monday – Friday 6am-6pm; contractual services operate on weekends & holidays for Medicaid recipients	Y	FTA 5311 Funds	Contracts	Curb-to-Curb; Door-to-Door; Passengers are permitted to travel with their own personal care attendant or escort	None. General Public	Muskingum, Guernsey & Noble Counties

Agency Name	Program Name	Mode of Service	Days & Hours of Operation	Provides Medicaid-Eligible Trips (Y/N)	Primary Funding Source	Primary Source of Match Funds (if applicable)	Level of Passenger Assistance Provided	Customer Eligibility Requirements	Service Area
TUSCARAWAS COUNTY									
Tusc County SC	Senior Center Transportation	Demand Response	M-Sat 8:15 am-3:45pm	N	Levy & Area Agency on Aging	NR	Door to Door	Resident of Tuscarawas County & Age 60 and older	Tuscarawas County
SEA	Transportation	Demand Response	M-Sat As Needed	Y	Contract with JFS	Local Grants	Door to Door	Any	Omega
Horizon Rural Public Transit	Rural Public Transportation	Demand Response	M-Sat 6am-11pm Sun 7am-2pm	Y	5311 Grant & Contracts	Contracts	Door to Door	Tuscarawas Resident	Tuscarawas County
Tusc County JFS	NEMT	Demand Response	M-F 7am-5pm	Y	Fed/State Funding	NR	Door to Door	Tuscarawas Resident & qualifies for NEMT transportation	Tuscarawas County
CMH	Group	Client Group Only	M-TH 9am-12pm	N	Medicaid, Medicare, Insurance, Self-Pay, Grants, Donations & Interest	Program Income	Moderate Assistance Some help in & out	Clients of CMH	Tuscarawas County

Table 3: Training Courses for Drivers

Agency Name	Program Name	Passenger Assistance (Y/N)	Defensive Driving (Y/N)	Bloodborne Pathogens (Y/N)	Drug and Alcohol Awareness (Y/N)	Emergency Procedures/ Evacuation (Y/N)	Vehicle Pre-Trip/ Post-Trip Inspection (Y/N)	Consumer Rights/ HIPAA (Y/N)	First Aid and CPR (Y/N)	All Training Required for New Employees (Y/N)	Refresher Training Required for All Training (Y/N)	Refresher Training Required for Some Training (List Required Refresher Training)
BELMONT COUNTY												
National Church Residences	Transportation	Y	Y	Y	Y	Y	Y	Y	Y	Y	Y	
SSOBC	NEMT	Y	Y	Y	N	N	Y/N	Y	Y	Y	N	Defensive Drive Drive 1 st aid/ CPR
Belmont County JFS	Contracted	N/A	N/A	N/A	N/A	N/A	N/A	N/A	N/A	N/A	N/A	N/A
EORTA/OVRTA	PASS	Y	Y	Y	Y	Y	Y	Y	N	Y	Y	N
Neffs Fire Department	5310	Y	Y	Y	Y	Y	Y	Y	Y	Y	Y	NR
Martins Ferry EMS	5310	Y	Y	Y	Y	N	Y	N/A	Y	Y	Y	N/A
CARROLL COUNTY												
Carroll County Transit	5310/5311	Y	Y	Y	Y	Y	Y	N	Y	Y	Y	Drug & Alcohol – Yearly Exposure Control Plan – Yearly Passenger Assistance Training – Yearly Major Unusual Incident – Yearly Fire Extinguisher – Yearly CPR/1st Aid – Bi-annually Defensive Driving Course – Every 3 Years

Agency Name	Program Name	Passenger Assistance (Y/N)	Defensive Driving (Y/N)	Bloodborne Pathogens (Y/N)	Drug and Alcohol Awareness (Y/N)	Emergency Procedures/ Evacuation (Y/N)	Vehicle Pre-Trip/ Post-Trip Inspection (Y/N)	Consumer Rights/ HIPAA (Y/N)	First Aid and CPR (Y/N)	All Training Required for New Employees (Y/N)	Refresher Training Required for All Training (Y/N)	Refresher Training Required for Some Training (List Required Refresher Training)
Carroll County Council on Aging, Inc.	Contracted with CCT	N/A	N/A	N/A	N/A	N/A	N/A	N/A	N/A	N/A	N/A	N/A
COLUMBIANA COUNTY												
CARTS	5310/5311	Y	Y	Y	Y	Y	NR	NR	Y	NR	NR	NR
EMT	Ambulance	Y	NR	Y	Y	Y	Y	Y	Y	Y	Y	NR
KLG Mobile	Ambulance	Y	NR	Y	Y	Y	Y	Y	Y	Y	Y	NR
Lifeteam EMS	Ambulance	Y	NR	Y	Y	Y	Y	Y	Y	Y	Y	NR
North Start Critical Care	Ambulance	Y	NR	Y	Y	Y	Y	Y	Y	Y	Y	NR
Change ,Inc	NMET	Y	Y	Y	Y	Y	Y	Y	Y	Y	Y	NR
We Are Blessed Transportation	General transit	Y	NR	NR	NR	NR	NR	NR	NR	NR	NR	NR
Col.Co. ED Service Center	School	Y	NR	NR	NR	NR	NR	NR	NR	NR	NR	NR
COL.Co.Veteran Services Comm	Veterans transit	Y	NR	NR	NR	NR	NR	NR	NR	NR	NR	NR
Alpha Care	Adult day care	Y	NR	NR	NR	NR	NR	Y	NR	NR	NR	NR
EDI	Adult Workshop	Y	NR	NR	NR	NR	NR	NR	NR	NR	NR	NR
Checker Transportation	Taxi service	Y	Y	y	y	y	y	y	y	y	y	y
Paul's Cab Co.	Taxi service	Y	NR	NR	NR	NR	NR	NR	NR	NR	NR	NR
Quaker Cab	Taxi service	Y	NR	NR	NR	NR	NR	NR	NR	NR	NR	NR
Tri StateCab	Taxi service	Y	NR	NR	NR	NR	NR	NR	NR	NR	NR	NR
Head Start	School	Y	NR	NR	NR	NR	NR	Y	NR	NR	NR	NR
Wee The People	School and daycare	Y	NR	NR	NR	NR	NR	Y	NR	NR	NR	NR
Calcutta Health Care Ctr	Assisted living	Y	NR	NR	NR	NR	NR	Y	NR	NR	NR	NR

Agency Name	Program Name	Number of Full-Time Administration Positions	Number of Part-Time Administration Positions	Number of Full-Time Drivers	Number of Part-Time Drivers	Number of Full-Time Schedulers/Dispatchers	Number of Part-Time Schedulers/Dispatchers	FT Maintenance Positions	PT Maintenance Positions
Calcutta Health Care Center	<i>NR</i>	<i>NR</i>	<i>NR</i>	<i>NR</i>	<i>NR</i>	<i>NR</i>	<i>NR</i>	<i>NR</i>	<i>NR</i>
Covington Skilled Nursing	<i>NR</i>	<i>NR</i>	<i>NR</i>	<i>NR</i>	<i>NR</i>	<i>NR</i>	<i>NR</i>	<i>NR</i>	<i>NR</i>
Salem Healthcare Centers	<i>NR</i>	<i>NR</i>	<i>NR</i>	<i>NR</i>	<i>NR</i>	<i>NR</i>	<i>NR</i>	<i>NR</i>	<i>NR</i>
The Orchards of E. Liverpool	<i>NR</i>	<i>NR</i>	<i>NR</i>	<i>NR</i>	<i>NR</i>	<i>NR</i>	<i>NR</i>	<i>NR</i>	<i>NR</i>
Parkside Health	<i>NR</i>	<i>NR</i>	<i>NR</i>	<i>NR</i>	<i>NR</i>	<i>NR</i>	<i>NR</i>	<i>NR</i>	<i>NR</i>
Vista Center	<i>NR</i>	<i>NR</i>	<i>NR</i>	<i>NR</i>	<i>NR</i>	<i>NR</i>	<i>NR</i>	<i>NR</i>	<i>NR</i>
COSHOCTON COUNTY									
CCCTA	N/A	4	0	0	9 + (2 Independently contracted drivers)	1	0	0	0
RHDD	N/A	2	N/A	1	N/A	N/A	N/A	2	N/A
Hopewell Inc	TFN	5	N/A	N/A	N/A	1	N/A	N/A	N/A
Veteran's Service Commission	(Oversee by CCCTA)	4	0	0	1 Independent contract driver (overseen by CCCTA)	(Overseen by CCCTA)	0	0	0
Coshocton Senior Ctr	SNT	2	0	0	1	1	0	0	0
GUERNSEY COUNTY									
Guernsey County Senior Citizens Center	<i>NR</i>	<i>NR</i>	<i>NR</i>	<i>NR</i>	8 (5 subs)	2	<i>NR</i>	<i>NR</i>	<i>NR</i>
SEAT	Public Transit	7	0	22	1	6	0	5	0
Veterans Services	<i>NR</i>	<i>NR</i>	<i>NR</i>	2	2	4	<i>NR</i>	<i>NR</i>	<i>NR</i>

Agency Name	Program Name	Number of Full-Time Administration Positions	Number of Part-Time Administration Positions	Number of Full-Time Drivers	Number of Part-Time Drivers	Number of Full-Time Schedulers/Dispatchers	Number of Part-Time Schedulers/Dispatchers	FT Maintenance Positions	PT Maintenance Positions
Society for Equal Access	<i>NR</i>	<i>NR</i>	<i>NR</i>	<i>NR</i>	28	2	<i>NR</i>	<i>NR</i>	<i>NR</i>
HARRISON COUNTY									
Harrison County Public Transit	5311	1	0	1	13	2	0	1	1
Harrison County Veteran Services	HCPT	N/A	N/A	N/A	N/A	N/A	N/A	N/A	N/A
Harrison County DJFS	HCPT	N/A	N/A	N/A	N/A	N/A	N/A	N/A	N/A
Harrison County Home	HCPT	N/A	N/A	N/A	N/A	N/A	N/A	N/A	N/A
HOLMES COUNTY									
Holmes County BoDD	<i>NR</i>	<i>NR</i>	<i>NR</i>	8	<i>NR</i>	1	<i>NR</i>	<i>NR</i>	<i>NR</i>
Lynn Hope Industries	<i>NR</i>	<i>NR</i>	<i>NR</i>	<i>NR</i>	3	0	0	<i>NR</i>	<i>NR</i>
Holmes Co Veterans	<i>NR</i>	<i>NR</i>	<i>NR</i>	2	0	0	0	<i>NR</i>	<i>NR</i>
Holmes Co Council on Aging	<i>NR</i>	<i>NR</i>	<i>NR</i>	1	<i>NR</i>	1	<i>NR</i>	<i>NR</i>	<i>NR</i>
Precious Angel Transportation	<i>NR</i>	<i>NR</i>	<i>NR</i>	N/A	N/A	N/A	N/A	<i>NR</i>	<i>NR</i>
JEFFERSON COUNTY									
Prime Time	Senior Transportation	N/A	N/A	1	5	2	0	N/A	N/A
TranSmart USA	<i>NR</i>	<i>NR</i>	<i>NR</i>	16	<i>NR</i>	3	<i>NR</i>	<i>NR</i>	<i>NR</i>

Agency Name	Program Name	Number of Full-Time Administration Positions	Number of Part-Time Administration Positions	Number of Full-Time Drivers	Number of Part-Time Drivers	Number of Full-Time Schedulers/Dispatchers	Number of Part-Time Schedulers/Dispatchers	FT Maintenance Positions	PT Maintenance Positions
Genesis Healthcare System	<i>NR</i>	<i>NR</i>	<i>NR</i>	<i>NR</i>	<i>NR</i>	<i>NR</i>	<i>NR</i>	<i>NR</i>	<i>NR</i>
Allwell Behavioral Health Services	<i>NR</i>	<i>NR</i>	<i>NR</i>	<i>NR</i>	<i>NR</i>	<i>NR</i>	<i>NR</i>	<i>NR</i>	<i>NR</i>
South East Area Transit	Public Transit	7	0	22	1	6	0	5	0
TUSCARAWAS COUNTY									
Tusc County SC	Senior Center Transportation	1	0	9	15	2	0	0	0
SEA	Transportation	3	0	0	31	0	2	1	1
Horizons Rural Public Transit	Rural Public Transportation	1	4	11	19	3	4	2	1
Tusc County JFS	NEMT	0	1	1	2	1	0	0	0
CMH	Group	0	1	0	2	0	1	0	1

The table below provides a summary of expenses and revenues for public and non-profit transportation programs.

Table 5: Transportation-Related Expenses and Revenues

Agency Name	Program Name	Fare Structure	Donations Accepted (Y/N)	Transportation Operating Expenses (most recent FY)	Transportation Operating Revenue (most recent FY)	Transportation Operating Revenue Source(s) (most recent FY)	Transportation Capital Expenses (most recent FY)	Transportation Capital Revenue (most recent FY)	Transportation Capital Revenue Source(s) (most recent FY)
BELMONT COUNTY									
National Church Residences	Transportation	Miles,wait time, load fee	Y	308,276	387,811	Medicaid Net\$ Private Pay Private contracts Grant programs	52,008	0	NA
SSOBC	NEMT	N/A	Y	\$427,350	\$105,559	Title III \$47,220 PP \$54,552	0	0	N/A
Belmont County JFS	NR	NR	NR	NR	NR	NR	NR	NR	NR
EORTA/OVRTA		\$1.30 FOR MB \$2.60 FOR DR	Y	1264005	73201	FARES, BUS PASSES,	341997	233800	FTA
Neffs Fire Department	5310	PER CONTRACT	Y			CONTRACTS AND DONATIONS			
Martins Ferry EMS	5310	Mileage, wait times & load fees	Y	NR	NR	NET \$\$, Private Pays	NR	NR	NR
CARROLL COUNTY									
Carroll County Transit	5311	Within Carrollton Village - \$3.50; Within Carroll County - \$5.50; Out-of-County - \$8.50; Extra Stops \$1.00; Same day service \$1.00 additional per one way trip based on availability; Any trip over 40 miles one-way will be charged an additional \$.35 per mile; An additional \$10/hour will be charged if the driver is needed to wait longer than one (1) hour and fifteen (15) minutes for passengers i.e. extended shopping trips; Rides that originate out of county and transport to Carroll County will be charged \$15/one way; children under 5 ride FREE with an adult; PCA's no charge	Yes	\$667,095	\$667,095	Federal Assistance State Assistance Local Assistance Passenger Fares Contract Fares Other Revenue	\$79,348	\$79,348	Federal Assistance Local Assistance

Agency Name	Program Name	Fare Structure	Donations Accepted (Y/N)	Transportation Operating Expenses (most recent FY)	Transportation Operating Revenue (most recent FY)	Transportation Operating Revenue Source(s) (most recent FY)	Transportation Capital Expenses (most recent FY)	Transportation Capital Revenue (most recent FY)	Transportation Capital Revenue Source(s) (most recent FY)
CCBDD – Carroll Hills School	School	n/a	N	362251	362251	Levy ODE	0	0	n/a
CCBDD – Community Employment	Community Employment	n/a	N	Combined with school trans.	Combined with school trans	Levy	0	0	n/a
Carroll County JFS	NR	NR	NR	NR	NR	NR	NR	NR	NR
Carroll County Council on Aging, Inc.	NR	NR	NR	NR	NR	NR	NR	NR	NR

COLUMBIANA COUNTY

For this information, please refer to Columbiana County's coordinated plan, you can access it here:

<https://omegadistrict.org/programs/transit/plans/columbiana/>

COSHOCTON COUNTY

CCCTA	N/A	Donations/ Reimbursements from social service contracts One-way trips in county \$19.12 Out-of-county trips \$1.99/mile	Y (Title IIIB program)	\$657,053	\$669,886	Social service contracts Title III B Medicaid Waiver Private Pay	\$46,465	\$46,300	N/A
RHDD	N/A	Waiver Rate	Y	\$87,287.95	\$200,415.46	Medicaid, Waiver, & CCCTA	N/A	N/A	N/A
Hopewell Inc	N/A	N/A	N/A	N/A	N/A	N/A	N/A	N/A	N/A
Veteran's Service Commission	N/A	Government reimbursement	N	\$18,290	Provided by DAV at state level unable to track locally	N/A	N/A	N/A	N/A
Coshocton Senior Ctr	SNT	Donations/ Reimbursements	Y	Gas, Maintenance, Insurance	Donations & Title III B	Title III B & state levy	purchasing equipment	Donations & Reimbursement	Donations & Reimbursement

Agency Name	Program Name	Fare Structure	Donations Accepted (Y/N)	Transportation Operating Expenses (most recent FY)	Transportation Operating Revenue (most recent FY)	Transportation Operating Revenue Source(s) (most recent FY)	Transportation Capital Expenses (most recent FY)	Transportation Capital Revenue (most recent FY)	Transportation Capital Revenue Source(s) (most recent FY)
Zanesville Muskingum County Health Department	<i>NR</i>	<i>NR</i>	<i>NR</i>	<i>NR</i>	<i>NR</i>	<i>NR</i>	<i>NR</i>	<i>NR</i>	<i>NR</i>
Zanesville Civic League	<i>NR</i>	<i>NR</i>	<i>NR</i>	<i>NR</i>	<i>NR</i>	<i>NR</i>	<i>NR</i>	<i>NR</i>	<i>NR</i>
Genesis Healthcare System	<i>NR</i>	<i>NR</i>	<i>NR</i>	<i>NR</i>	<i>NR</i>	<i>NR</i>	<i>NR</i>	<i>NR</i>	<i>NR</i>
Allwell Behavioral Health Services	<i>NR</i>	<i>NR</i>	<i>NR</i>	<i>NR</i>	<i>NR</i>	<i>NR</i>	<i>NR</i>	<i>NR</i>	<i>NR</i>
South East Area Transit	Public Transit	Destination location (\$0.50 - \$16.00 range)	N	\$3,566,911	\$3,590,760	FTA/ODOT, State of Ohio, Local Government, Contracts, Farebox	\$407,570	\$407,570	FTA 5339 Contract, Local JFS Contracts
TUSCARAWAS COUNTY									
Tusc County SC	Senior Center Transportation	Donations Only	Y	\$600,039	\$612,890	AAA9 Title IIIB AAA9 State Block Grant Donations VFW Levy Funds	CY 2017 \$21,750 Vehicle Match Money	Earned Income	Earned Income
SEA	Transportation	N/A	Y	N/A	N/A	N/A	N/A	N/A	N/A
Horizons Rural Public Transit	Rural Public Transportation	\$6.00 Round Trip \$4.00 One Way Out of County per mile fee	Y	2.5	591,000	Contracts	418,900	83,700	Contracts
Tusc County JFS	NEMT	N/A	Y	\$131,580.80	0	0	\$15,000.00	0	0
CMH	Group	No Fares	N	7,058	0	0	0	0	0

Agency Name	Program Name	Revenue Hours of Service (most recent FY)	Total Hours of Service (most recent FY)	Revenue vehicle miles (most recent FY)	Total vehicle miles (most recent FY)	One-way Passenger Trips (most recent FY)	Denials of One-way Passenger Trips (most recent FY)
Change, Inc	NR	NR	NR	NR	NR	NR	NR
We Are Blessed Transportation	NR	NR	NR	NR	NR	NR	NR
Col.Co. ED Service Center	NR	NR	NR	NR	NR	NR	NR
COL.Co.Veteran Services Comm	NR	NR	NR	NR	NR	NR	NR
Alpha Care	NR	NR	NR	NR	NR	NR	NR
EDI	NR	NR	NR	NR	NR	NR	NR
Checker Transportation	Private Company	N/A	N/A	N/A	N/A	N/A	N/A
Paul's Cab Co.	NR	NR	NR	NR	NR	NR	NR
Quaker Cab	NR	NR	NR	NR	NR	NR	NR
Tri StateCab	NR	NR	NR	NR	NR	NR	NR
Head Start	NR	NR	NR	NR	NR	NR	NR
Wee The People	NR	NR	NR	NR	NR	NR	NR
Calcutta Health Care Center	NR	NR	NR	NR	NR	NR	NR
Covington Skilled Nursing	NR	NR	NR	NR	NR	NR	NR
Salem Healthcare Centers	NR	NR	NR	NR	NR	NR	NR
The Orchards of E. Liverpool	NR	NR	NR	NR	NR	NR	NR
Parkside Health	NR	NR	NR	NR	NR	NR	NR
Vista Center	NR	NR	NR	NR	NR	NR	NR
COSHOCTON COUNTY							
CCCTA	N/A	6 am – 6 pm	13,544	294,502	294,502	21,134	N/A
RHDD	N/A	N/A	N/A	N/A	N/A	N/A	N/A
Hopewell Inc	N/A	N/A	N/A	N/A	N/A	N/A	N/A
Veteran's Service Commission	N/A	6 am - 6 pm	Included in CCCTA	Included in CCCTA	Included in CCCTA	Included in CCCTA	0

Agency Name	Program Name	Revenue Hours of Service (most recent FY)	Total Hours of Service (most recent FY)	Revenue vehicle miles (most recent FY)	Total vehicle miles (most recent FY)	One-way Passenger Trips (most recent FY)	Denials of One-way Passenger Trips (most recent FY)
Coshocton Senior Ctr	SNT	9a-11a; 12:30p-2:30p	984	N/A	7,505	4,559	0
GUERNSEY COUNTY							
Guernsey County Senior Citizens Center	<i>NR</i>	<i>NR</i>	<i>NR</i>	<i>NR</i>	<i>NR</i>	<i>NR</i>	<i>NR</i>
CountryView	<i>NR</i>	<i>NR</i>	<i>NR</i>	<i>NR</i>	<i>NR</i>	<i>NR</i>	<i>NR</i>
SEAT	Public Transit	24,590	32,893	468,443	511,852	132,506	274
Veterans Services	<i>NR</i>	<i>NR</i>	<i>NR</i>	<i>NR</i>	<i>NR</i>	<i>NR</i>	<i>NR</i>
Society of Equal Access	<i>NR</i>	<i>NR</i>	<i>NR</i>	<i>NR</i>	<i>NR</i>	<i>NR</i>	<i>NR</i>
HARRISON COUNTY							
Harrison County Public Transit	ODOT-5311	15,687	N/A	373,959	N/A	14,951	32
Harrison County Veteran Services	HCPT	Not Tracked	Not Tracked	Not Tracked	Not Tracked	Not Tracked	Not Tracked
Harrison County Department of Jobs & Family Services	HCPT	Not Tracked	Not Tracked	Not Tracked	Not Tracked	Not Tracked	Not Tracked
Harrison County Home	HCPT	Not Tracked	Not Tracked	Not Tracked	Not Tracked	Not Tracked	Not Tracked
HOLMES COUNTY							
Holmes County Board of Developmental Disabilities	<i>NR</i>	<i>NR</i>	<i>NR</i>	<i>NR</i>	<i>NR</i>	<i>NR</i>	<i>NR</i>
Lynn Hope Industries	<i>NR</i>	<i>NR</i>	<i>NR</i>	<i>NR</i>	<i>NR</i>	<i>NR</i>	<i>NR</i>
Holmes Co Veterans	<i>NR</i>	<i>NR</i>	<i>NR</i>	<i>NR</i>	<i>NR</i>	<i>NR</i>	<i>NR</i>
Holmes Co Council on Aging	<i>NR</i>	<i>NR</i>	<i>NR</i>	<i>NR</i>	<i>NR</i>	<i>NR</i>	<i>NR</i>
Precious Angel Transportation	<i>NR</i>	<i>NR</i>	<i>NR</i>	<i>NR</i>	<i>NR</i>	<i>NR</i>	<i>NR</i>
JEFFERSON COUNTY							
Prime Time	Prime Time Transportation	7am-3pm M-W-FRI 5am-3pm T-Th	2,200	0	217,303	18,417	0
TranSmart USA	<i>NR</i>	<i>NR</i>	<i>NR</i>	<i>NR</i>	<i>NR</i>	<i>NR</i>	<i>NR</i>
Checker Transportation	Private Company	N/A	N/A	N/A	N/A	N/A	N/A

Agency Name	Program Name	Revenue Hours of Service (most recent FY)	Total Hours of Service (most recent FY)	Revenue vehicle miles (most recent FY)	Total vehicle miles (most recent FY)	One-way Passenger Trips (most recent FY)	Denials of One-way Passenger Trips (most recent FY)
Ambulance Inc.	Private Company	N/A	N/A	N/A	N/A	N/A	N/A
SVRTA	5307	6:30am – 6:30pm	2,456	224,040	227,198	N/A	0
Jeffco Services, Inc.	NR	NR	NR	NR	NR	NR	NR
MUSKINGUM COUNTY							
Quality Care Partners	NR	NR	NR	NR	NR	NR	NR
The Carr Center	NR	NR	NR	NR	NR	NR	NR
Muskingum County Board of DD – Starlight	NR	NR	NR	NR	NR	NR	NR
Muskingum County Job & Family Services	NR	NR	NR	NR	NR	NR	NR
Muskingum County Center for Seniors	NR	NR	NR	NR	NR	NR	NR
Zanesville Muskingum County Health Department	NR	NR	NR	NR	NR	NR	NR
Zanesville Civic League	NR	NR	NR	NR	NR	NR	NR
Genesis Healthcare System	NR	NR	NR	NR	NR	NR	NR
Allwell Behavioral Health Services	NR	NR	NR	NR	NR	NR	NR
South East Area Transit	Public Transit	24,590	32,893	468,443	511,852	132,506	274
TUSCARAWAS COUNTY							
Tusc County SC	Senior Center Transportation	N/A	28,125	N/A	361,530	44,145	242
SEA	Transportation	N/A	N/A	N/A	N/A	N/A	N/A
Horizons Rural Public Transit	Rural Public Transportation	42,020	49,906	803,081	922,643	56,868	44
Tusc County JFS	NEMT	NR	NR	NR	NR	NR	NR
CMH	Group	0	1,040	0	15,802	2,269	0

The following table provides basic information about transportation options other than the traditional public and human services transportation. Transportation options might include bike share, ride share, intercity, or taxi services, and more.

Table 7: Alternative/ Active Transportation Options

Agency Name	Transportation Option	Availability	Cost	Usage	Service Area
BELMONT COUNTY					
National Church Residences	Hoppers Transport Service	24/7	N/A	Local and long-distance taxi service	Bridgeport and surrounding area
National Church Residences	BMG Transport LLC	24/7	N/A	Local and long-distance taxi service	Bridgeport and surrounding area
SSOBC	N/A	N/A	N/A	N/A	N/A
Belmont County JFS	NR	NR	NR	NR	NR
EORTA/OVRTA	NONE	NONE	N/A	N/A	Belmont/Wheeling
Neffs Fire Department	NR	NR	NR	NR	NR
Martins Ferry EMS	NONE	NONE	N/A	N/A	N/A
CARROLL COUNTY					
Carroll County Transit	N/A	N/A	N/A	N/A	N/A
CCBDD – Carroll Hills School	N/A	N/A	N/A	N/A	N/A
CCBDD – Community Employment	N/A	N/A	N/A	N/A	N/A
Carroll County JFS	NR	NR	NR	NR	NR
Carroll County Council on Aging, Inc.	NR	NR	NR	NR	NR
COLUMBIANA COUNTY					
<i>For this information, please refer to Columbiana County’s coordinated plan, you can access it here:</i>					
https://omegadistrict.org/programs/transit/plans/columbiana/					
COSHOCTON COUNTY					
CCCTA	N/A	N/A	N/A	N/A	N/A

Agency Name	Transportation Option	Availability	Cost	Usage	Service Area
RHDD	N/A	N/A	N/A	N/A	N/A
Hopewell Inc	N/A	N/A	N/A	N/A	N/A
Veteran's Service Commission	N/A	N/A	N/A	N/A	N/A
Coshocton Senior Ctr	N/A	N/A	N/A	N/A	N/A
GUERNSEY COUNTY					
Guernsey County Senior Citizens Center	<i>NR</i>	<i>NR</i>	<i>NR</i>	<i>NR</i>	<i>NR</i>
CountryView	<i>NR</i>	<i>NR</i>	<i>NR</i>	<i>NR</i>	<i>NR</i>
SEAT	N/A	N/A	N/A	N/A	Muskingum, Guernsey & Noble Counties & Statewide coverage for Medical Appointments
Veterans Services	<i>NR</i>	<i>NR</i>	<i>NR</i>	<i>NR</i>	<i>NR</i>
Society of Equal Access	<i>NR</i>	<i>NR</i>	<i>NR</i>	<i>NR</i>	<i>NR</i>
HARRISON COUNTY					
Harrison County Public Transit	N/A	N/A	N/A	N/A	N/A
Harrison County Veteran Services	N/A	N/A	N/A	N/A	N/A
Harrison County Department of Jobs & Family Services	N/A	N/A	N/A	N/A	N/A
Harrison County Home	N/A	N/A	N/A	N/A	N/A
HOLMES COUNTY					
Holmes County Board of Developmental Disabilities	<i>NR</i>	<i>NR</i>	<i>NR</i>	<i>NR</i>	<i>NR</i>
Lynn Hope Industries	<i>NR</i>	<i>NR</i>	<i>NR</i>	<i>NR</i>	<i>NR</i>
Holmes Co Veterans	<i>NR</i>	<i>NR</i>	<i>NR</i>	<i>NR</i>	<i>NR</i>
Holmes Co Council on Aging	<i>NR</i>	<i>NR</i>	<i>NR</i>	<i>NR</i>	<i>NR</i>
Precious Angel Transportation	<i>NR</i>	<i>NR</i>	<i>NR</i>	<i>NR</i>	<i>NR</i>
JEFFERSON COUNTY					
Prime Time	N/A	N/A	N/A	N/A	N/A
TranSmart USA	<i>NR</i>	<i>NR</i>	<i>NR</i>	<i>NR</i>	<i>NR</i>
Checker Transportation	N/A	N/A	N/A	N/A	N/A

Agency Name	Transportation Option	Availability	Cost	Usage	Service Area
Ambulance Inc.	N/A	N/A	N/A	N/A	N/A
SVRTA	N/A	N/A	N/A	N/A	N/A
Jeffco Services, Inc.	NR	NR	NR	NR	NR
MUSKINGUM COUNTY					
Quality Care Partners	NR	NR	NR	NR	NR
The Carr Center	NR	NR	NR	NR	NR
Muskingum County Board of DD – Starlight	NR	NR	NR	NR	NR
Muskingum County Job & Family Services	NR	NR	NR	NR	NR
Muskingum County Center for Seniors	NR	NR	NR	NR	NR
Zanesville Muskingum County Health Department	NR	NR	NR	NR	NR
Zanesville Civic League	NR	NR	NR	NR	NR
Genesis Healthcare System	NR	NR	NR	NR	NR
Allwell Behavioral Health Services	NR	NR	NR	NR	NR
South East Area Transit	N/A	N/A	N/A	N/A	Muskingum, Guernsey & Noble Counties & Statewide coverage for Medical Appointments
TUSCARAWAS COUNTY					
Tuscarwas County Mobility Management (SEA, Horizons, & Senior Center)	Harcatus RSVP	Limited depends on Volunteers	Donation	1 to 3 times a year	Depends on Volunteer
Tuscarwas County Mobility Management (SEA, Horizons, & Senior Center)	Performance Taxi	Limited	Unknown	Limited	Unknown
Tuscarwas County Mobility Management (SEA, Horizons, & Senior Center)	Tusky Transport	Unknown	Unknown	Unknown	Unknown
Tuscarwas County Mobility Management (SEA, Horizons, & Senior Center)	Town & Country	Unknown	Unknown	Unknown	Unknown

The following table provides basic information about local travel training program options.

Table 8: Transportation Resources

Agency Name	Transportation Resource	Availability	Cost	Usage	Service Area
BELMONT COUNTY					
National Church Residences	N/A	N/A	N/A	N/A	N/A
SSOBC	N/A	N/A	N/A	N/A	N/A
Belmont County JFS	NR	NR	NR	NR	NR
EORTA/OVRTA	EORTA/OVRTA	N/A	N/A	N/A	N/A
Neffs Fire Department	NR	NR	NR	NR	NR
Martins Ferry EMS	N/A	N/A	N/A	N/A	N/A
CARROLL COUNTY					
Carroll County Transit	N/A	N/A	N/A	N/A	N/A
CCBDD – Carroll Hills School	N/A	N/A	N/A	N/A	N/A
CCBDD – Community Employment	N/A	N/A	N/A	N/A	N/A
Carroll County JFS	NR	NR	NR	NR	NR
Carroll County Council on Aging, Inc.	NR	NR	NR	NR	NR
COLUMBIANA COUNTY					
<i>For this information, please refer to Columbiana County’s coordinated plan, you can access it here:</i>					
https://omegadistrict.org/programs/transit/plans/columbiana/					
COSHOCTON COUNTY					
CCCTA	N/A	N/A	N/A	N/A	N/A
RHDD	N/A	N/A	N/A	N/A	N/A
Hopewell Inc	N/A	N/A	N/A	N/A	N/A
Veteran’s Service Commission	N/A	N/A	N/A	N/A	N/A

Agency Name	Transportation Resource	Availability	Cost	Usage	Service Area
Coshocton Senior Ctr	N/A	N/A	N/A	N/A	N/A
GUERNSEY COUNTY					
Guernsey County Senior Citizens Center	<i>NR</i>	<i>NR</i>	<i>NR</i>	<i>NR</i>	<i>NR</i>
CountryView	<i>NR</i>	<i>NR</i>	<i>NR</i>	<i>NR</i>	<i>NR</i>
SEAT	On the Go-Travel Training	Service Hours	Free	Any	Muskingum, Guernsey & Noble Counties
Veterans Services	<i>NR</i>	<i>NR</i>	<i>NR</i>	<i>NR</i>	<i>NR</i>
Society of Equal Access	<i>NR</i>	<i>NR</i>	<i>NR</i>	<i>NR</i>	<i>NR</i>
HARRISON COUNTY					
Harrison County Public Transit	N/A	N/A	N/A	N/A	N/A
Harrison County Veteran Services	N/A	N/A	N/A	N/A	N/A
Harrison County Department of Jobs & Family Services	N/A	N/A	N/A	N/A	N/A
Harrison County Home	N/A	N/A	N/A	N/A	N/A
HOLMES COUNTY					
Holmes County Board of Developmental Disabilities	<i>NR</i>	<i>NR</i>	<i>NR</i>	<i>NR</i>	<i>NR</i>
Lynn Hope Industries	<i>NR</i>	<i>NR</i>	<i>NR</i>	<i>NR</i>	<i>NR</i>
Holmes Co Veterans	<i>NR</i>	<i>NR</i>	<i>NR</i>	<i>NR</i>	<i>NR</i>
Holmes Co Council on Aging	<i>NR</i>	<i>NR</i>	<i>NR</i>	<i>NR</i>	<i>NR</i>
Precious Angel Transportation	<i>NR</i>	<i>NR</i>	<i>NR</i>	<i>NR</i>	<i>NR</i>
JEFFERSON COUNTY					
Prime Time	N/A	N/A	N/A	N/A	N/A
TranSmart USA	<i>NR</i>	<i>NR</i>	<i>NR</i>	<i>NR</i>	<i>NR</i>
Checker Transportation	N/A	N/A	N/A	N/A	N/A
Ambulance Inc.	N/A	N/A	N/A	N/A	N/A
SVRTA	N/A	N/A	N/A	N/A	N/A
Jeffco Services, Inc.	<i>NR</i>	<i>NR</i>	<i>NR</i>	<i>NR</i>	<i>NR</i>
MUSKINGUM COUNTY					
Quality Care Partners	<i>NR</i>	<i>NR</i>	<i>NR</i>	<i>NR</i>	<i>NR</i>
The Carr Center	<i>NR</i>	<i>NR</i>	<i>NR</i>	<i>NR</i>	<i>NR</i>

Agency Name	Transportation Resource	Availability	Cost	Usage	Service Area
Muskingum County Board of DD – Starlight	<i>NR</i>	<i>NR</i>	<i>NR</i>	<i>NR</i>	<i>NR</i>
Muskingum County Job & Family Services	<i>NR</i>	<i>NR</i>	<i>NR</i>	<i>NR</i>	<i>NR</i>
Muskingum County Center for Seniors	<i>NR</i>	<i>NR</i>	<i>NR</i>	<i>NR</i>	<i>NR</i>
Zanesville Muskingum County Health Department	<i>NR</i>	<i>NR</i>	<i>NR</i>	<i>NR</i>	<i>NR</i>
Zanesville Civic League	<i>NR</i>	<i>NR</i>	<i>NR</i>	<i>NR</i>	<i>NR</i>
Genesis Healthcare System	<i>NR</i>	<i>NR</i>	<i>NR</i>	<i>NR</i>	<i>NR</i>
Allwell Behavioral Health Services	<i>NR</i>	<i>NR</i>	<i>NR</i>	<i>NR</i>	<i>NR</i>
South East Area Transit	On the Go-Travel Training	Service Hours	Free	Any	Muskingum, Guernsey & Noble Counties
TUSCARAWAS COUNTY					
Tuscarawas County Mobility Management	Mobility Management Program	M-F 8am-4:30 pm After hours by appt	NA	752 trips brokered in 2018	Tuscarawas County

The following table illustrates the technology used by each transportation provider for scheduling, dispatching, and/or GPS tracking vehicles.

Table 9: Technology

Agency Name	Name of Scheduling Software	Do you have an App for Riders to Schedule Transportation (Y/N)?	Name of Dispatching Software	AVL System/ GPS (Y/N)
BELMONT COUNTY				
National Church Residences	CTS Tripmaster	N	CTS Tripmaster	Y
SSOBC	ServTracker	N	ServTracker	Y
Belmont County JFS	NR	NR	NR	NR
EORTA/OVRTA	DONE BY HAND	N	N/A	N
Neffs Fire Department	NR	NR	NR	NR
Martins Ferry EMS	N/A	N	In-House via mobile phone or on-view	N
CARROLL COUNTY				
Carroll County Transit	CTS	N	CTS	Y
CCBDD – Carroll Hills School	N/A	N/A	N/A	N
CCBDD – Community Employment	N/A	N/A	N/A	N
Carroll County JFS	NR	NR	NR	NR
Carroll County Council on Aging, Inc.	NR	NR	NR	NR
COLUMBIANA COUNTY				
<p><i>For this information, please refer to Columbiana County’s coordinated plan, you can access it here:</i></p> <p>https://omegadistrict.org/programs/transit/plans/columbiana/</p>				
COSHOCTON COUNTY				
CCCTA	CTS Tripmaster	N	CTS Tripmaster	Y
RHDD	N/A	N/A	N/A	N/A
Hopewell Inc	None	N	N/A	N
Veteran’s Service Commission	CTS Through CCCTA	N		Y
Coshocton Senior Center	N/A	N	N/A	N

Agency Name	Name of Scheduling Software	Do you have an App for Riders to Schedule Transportation (Y/N)?	Name of Dispatching Software	AVL System/ GPS (Y/N)
GUERNSEY COUNTY				
Guernsey County Senior Citizens Center	Fleetmatics	N	Fleetmatics	Y
CountryView	NR	NR	NR	NR
SEAT	Trip Master Enterprise (CTS)	N (In development)	Trip Master Enterprise (CTS)	Yes
Veterans Services	None	N	None	Y
Society of Equal Access	ParaPlan	N	ParaPlan	N
HARRISON COUNTY				
Harrison County Public Transit	CTS	N	CTS	N
Harrison County Veteran Services	N/A	N/A	N/A	N/A
Harrison County Department of Jobs & Family Services	N/A	N/A	N/A	N/A
Harrison County Home	N/A	N/A	N/A	N/A
HOLMES COUNTY				
Holmes County Board of Developmental Disabilities	N/A	N/A	N/A	N/A
Lynn Hope Industries	N/A	N/A	N/A	N/A
Holmes Co Veterans	None	N	N/A	N/A
Holmes Co Council on Aging	None	N	N/A	N
Precious Angel Transportation	N/A	N/A	N/A	N/A
JEFFERSON COUNTY				
Prime Time	N/A	N	N	N
TranSmart USA	N/A (Microsoft Office)	N	N/A (Microsoft Office)	N
Checker Transportation	Zoll	N/A	Zoll	Y
Ambulance Inc.	Zoll	N/A	Zoll	Y
SVRTA	Transview	N	Transview	N
Jeffco Services, Inc.	N/A	N/A	N/A	N/A
MUSKINGUM COUNTY				
Quality Care Partners	N/A	N/A	N/A	N/A

Agency Name	Name of Scheduling Software	Do you have an App for Riders to Schedule Transportation (Y/N)?	Name of Dispatching Software	AVL System/ GPS (Y/N)
The Carr Center	N/A	No, rides arranged via SEAT	N/A	N/A
Muskingum County Board of DD – Starlight	N/A	N/A	N/A	N/A
Muskingum County Job & Family Services	N/A	N/A	N/A	N/A
Muskingum County Center for Seniors	N/A	N/A	N/A	N/A
Zanesville Muskingum County Health Department	N/A	N/A	N/A	N/A
Zanesville Civic League	N/A	N/A	N/A	N/A
Genesis Healthcare System	N/A	N/A	N/A	N/A
Allwell Behavioral Health Services	N/A	N/A	N/A	N/A
South East Area Transit	Trip Master Enterprise (CTS)	N (In development)	Trip Master Enterprise (CTS)	Yes
TUSCARAWAS COUNTY				
Tusc County SC	Custom Built Software	N	Custom Built Software	N
SEA	Para Plan	N	Para Plan	N
Horizons Rural Public Transit	Trip Master	N	CTS	Y
Tusc County JFS	Para Plan	N	Para Plan	Y
CMH	N/A	N	N/A	N

Agency Name	Program Name	Vehicle Preventive Maintenance Plan (Y/N)	Vehicle ADA Equipment Preventive Maintenance Plan (Y/N)	Pre-Trip Vehicle Inspection Required (Y/N)	Post-Trip Vehicle Inspection Required (Y/N)	Pre-Trip ADA Accessibility Equipment Test Required (Y/N)	On-Board Communications Equipment (Y/N)	On-Board Safety Equipment (fire extinguisher, biohazard kit, first aid kit, web cutter, etc) Y/N	4-Point Restraint System for 3- and 4-Wheeled Mobility Devices (Y/N)
MUSKINGUM COUNTY									
Quality Care Partners	<i>NR</i>	<i>NR</i>	<i>NR</i>	<i>NR</i>	<i>NR</i>	<i>NR</i>	<i>NR</i>	<i>NR</i>	<i>NR</i>
The Carr Center	ADHC	Y	Y	Y	Y	Y	Y	Y	Y
The Carr Center	CarrGo	Y	Y	Y	Y	Y	Y	Y	Y
Muskingum County Board of DD – Starlight	<i>NR</i>	<i>NR</i>	<i>NR</i>	<i>NR</i>	<i>NR</i>	<i>NR</i>	<i>NR</i>	<i>NR</i>	<i>NR</i>
Muskingum County Job & Family Services	<i>NR</i>	<i>NR</i>	<i>NR</i>	<i>NR</i>	<i>NR</i>	<i>NR</i>	<i>NR</i>	<i>NR</i>	<i>NR</i>
Muskingum County Center for Seniors	<i>NR</i>	<i>NR</i>	<i>NR</i>	<i>NR</i>	<i>NR</i>	<i>NR</i>	<i>NR</i>	<i>NR</i>	<i>NR</i>
Zanesville Muskingum County Health Department	<i>NR</i>	<i>NR</i>	<i>NR</i>	<i>NR</i>	<i>NR</i>	<i>NR</i>	<i>NR</i>	<i>NR</i>	<i>NR</i>
Zanesville Civic League	<i>NR</i>	<i>NR</i>	<i>NR</i>	<i>NR</i>	<i>NR</i>	<i>NR</i>	<i>NR</i>	<i>NR</i>	<i>NR</i>
Genesis Healthcare System	<i>NR</i>	<i>NR</i>	<i>NR</i>	<i>NR</i>	<i>NR</i>	<i>NR</i>	<i>NR</i>	<i>NR</i>	<i>NR</i>
Allwell Behavioral Health Services	<i>NR</i>	<i>NR</i>	<i>NR</i>	<i>NR</i>	<i>NR</i>	<i>NR</i>	<i>NR</i>	<i>NR</i>	<i>NR</i>
South East Area Transit	Public Transit	Y	Y	Y	Y	Y	Y	Y	Y
TUSCARAWAS COUNTY									
Tusc County SC	Senior Center Transportation	Y	Y	Y	Y	Y	Y Radio's	Y	Y
SEA	Transportation	Y	Y	Y	Y	Y	Y	Y	Y
Horizons Rural Public Transit	Rural Public Transportation	Y	Y	Y	N	Y	Y	Y	Y
Tusc County JFS	NEMT	Y	N	Y	Y	N	Y	Y	N
CMH	Group	Y	Y	Y	Y	N	N	Y	N

The table below provides a summary of agency requirements for drug and alcohol testing of drivers.

Table 11: Drug and Alcohol Testing

Agency Name	Program Name	Pre-Employment Drug Testing (Y/N)	Random Testing (Y/N)	Post-Accident Testing (Y/N)	Reasonable Suspicion Testing (Y/N)
BELMONT COUNTY					
National Church Residences	Transportation	Y	Y	N	Y
SSOBC	NEMT	Y	N	N	Y
Belmont County JFS	NR	NR	NR	NR	NR
EORTA/OVRTA	5311	Y	Y	Y	Y
Neffs Fire Department	5310	Y	Y	Y	N
Martins Ferry EMS	5310	Y	Y	Y	Y
CARROLL COUNTY					
Carroll County Transit	5311	Y	Y	Y	Y
CCBDD – Carroll Hills School	School	Y	Y	Y	Y
CCBDD – Community Employment	Community Employment	Y	Y	Y	Y
Carroll County JFS	NR	NR	NR	NR	NR
Carroll County Council on Aging, Inc.	NR	NR	NR	NR	NR
COLUMBIANA COUNTY					
CARTS	NR	NR	NR	NR	NR
EMT	NR	NR	NR	NR	NR
KLG Mobile	NR	NR	NR	NR	NR
Lifeteam EMS	NR	NR	NR	NR	NR
North Start Critical Care	NR	NR	NR	NR	NR
Change, Inc	NR	NR	NR	NR	NR
We Are Blessed Transportation	NR	NR	NR	NR	NR
Col.Co. ED Service Center	NR	NR	NR	NR	NR
COL.Co.Veteran Services Comm	NR	NR	NR	NR	NR
Alpha Care	NR	NR	NR	NR	NR
EDI	NR	NR	NR	NR	NR

Agency Name	Program Name	Pre-Employment Drug Testing (Y/N)	Random Testing (Y/N)	Post-Accident Testing (Y/N)	Reasonable Suspicion Testing (Y/N)
Checker Transportation	N/A	N/A	N/A	N/A	N/A
Paul's Cab Co.	NR	NR	NR	NR	NR
Quaker Cab	NR	NR	NR	NR	NR
Tri StateCab	NR	NR	NR	NR	NR
Head Start	NR	NR	NR	NR	NR
Wee The People	NR	NR	NR	NR	NR
Calcutta Health Care Center	NR	NR	NR	NR	NR
Covington Skilled Nursing	NR	NR	NR	NR	NR
Salem Healthcare Centers	NR	NR	NR	NR	NR
The Orchards of E. Liverpool	NR	NR	NR	NR	NR
Parkside Health	NR	NR	NR	NR	NR
Vista Center	NR	NR	NR	NR	NR
COSHOCTON COUNTY					
CCCTA	N/A	Y	N	Y	Y
RHDD	N/A	Y	Y	Y	Y
Hopewell Inc	Y	Y	Y	Y	Y
Veteran's Service Commission	N/A	Y	N	Y	Y
Coshocton Senior Ctr	SNT	Y	N	Y	Y
GUERNSEY COUNTY					
Guernsey County Senior Citizens Center	NR	NR	NR	NR	NR
CountryView	NR	NR	NR	NR	NR
SEAT	Public Transit	Y	Y	Y	Y
Veterans Services	NR	NR	NR	NR	NR
Society of Equal Access	NR	NR	NR	NR	NR
HARRISON COUNTY					
Harrison County Public Transit	5311	Y	Y	Y	Y
Harrison County Veteran Services	HCPT	N/A	N/A	N/A	N/A

Agency Name	Program Name	Pre-Employment Drug Testing (Y/N)	Random Testing (Y/N)	Post-Accident Testing (Y/N)	Reasonable Suspicion Testing (Y/N)
Harrison County Department of Jobs & Family Services	HCPT	N/A	N/A	N/A	N/A
Harrison County Home	HCPT	N/A	N/A	N/A	N/A
HOLMES COUNTY					
Holmes County Board of Developmental Disabilities	BoDD	Yes	Yes	Yes	Yes
Lynn Hope Industries	NR	NR	NR	NR	NR
Holmes Co Veterans	NR	NR	NR	NR	NR
Holmes Co Council on Aging	NR	NR	NR	NR	NR
Precious Angel Transportation	NR	NR	NR	NR	NR
JEFFERSON COUNTY					
Prime Time	Prime Time Transportation	Y	Y	Y	Y
TranSmart USA	NR	NR	NR	NR	NR
Checker Transportation	N/A	N/A	N/A	N/A	N/A
Ambulance Inc.	N/A	N/A	N/A	N/A	N/A
SVRTA	5307	Y	Y	Y	Y
Jeffco Services, Inc.	NR	NR	NR	NR	NR
MUSKINGUM COUNTY					
Quality Care Partners	NR	NR	NR	NR	NR
The Carr Center	ADHC	y	y	y	y
The Carr Center	CarrGo	y	y	y	y
Muskingum County Board of DD – Starlight	NR	NR	NR	NR	NR
Muskingum County Job & Family Services	NR	NR	NR	NR	NR
Muskingum County Center for Seniors	NR	NR	NR	NR	NR
Zanesville Muskingum County Health Department	NR	NR	NR	NR	NR
Zanesville Civic League	NR	NR	NR	NR	NR

Agency Name	Program Name	Pre-Employment Drug Testing (Y/N)	Random Testing (Y/N)	Post-Accident Testing (Y/N)	Reasonable Suspicion Testing (Y/N)
Genesis Healthcare System	NR	NR	NR	NR	NR
Allwell Behavioral Health Services	NR	NR	NR	NR	NR
South East Area Transit	Public Transit	Y	Y	Y	Y
TUSCARAWAS COUNTY					
Tusc County SC	Senior Center Transportation	Y	Y	Y	Y
SEA	Transportation	Y	Y	Y	Y
Horizons Rural Public Transit	Rural Public Transportation	Y	Y	Y	Y
Tusc County JFS	NEMT	Y	N	N	Y
CMH	Group	Y	N	Y	Y

Agency Name	Program Name	New Employee Criminal History Check (Y/N)	Periodic Current Employee Criminal History Check (Y/N)	New Employee Driver's License Record Check (Y/N)	Periodic Current Employee Driver's License Record Check (Y/N)	New Employee Sex Offender Database Check (Y/N)	Periodic Current Employee Sex Offender Database Check (Y/N)	New Employee Abuse Registry Check (Y/N)	Periodic Current Employee Abuse Registry Check (Y/N)	New Employee System of Award Management (SAM) Registry Check (if applicable) (Y/N)	Periodic Current Employee System of Award Management (SAM) Registry Check (if applicable) (Y/N)
TUSCARAWAS COUNTY											
Tusc County SC	Senior Center Transportation	Y	Y 5 yrs	Y	Y Yearly	Y	Y 5 yrs	Y	Y 5 yrs	Y	Y 5 yrs
SEA	Transportation	Y	Y	Y	Y	Y	Y	Y	Y	Y	Y
Horizons Rural Public Transit	Rural Public Transportation	Y	Y	Y	Y	Y	Y	Y	Y	Y	Y
Tusc County JFS	NEMT	Y	N/A	N/A	N/A	Y	N/A	Y	N/A	N/A	N/A
CMH	Group	Y	N	Y	Y	N	N	N	N	N	N

The table below summarizes vehicle information for all the service vehicles that the agencies in the region have provided.

Table 13: Vehicle Utilization

Veh #	Make	Model	Year	Vin #	Seating Capacity	WC Capacity	Service Days	Service Hours	Vehicle Condition	Program Assigned	Odometer Reading	Date of Odometer Reading
BELMONT COUNTY												
National Church Residences Community and Housing Based Transportation												
2963	Ford	E350	2012	1FDEE3FL6CDA82609	10	2	7	On Demand	3	5310	142,064	3/19/19
4853	Braun	Grand Caravan	2017	2C7WDGBG5HR618372	5	2	7	On Demand	5	5310	85,394	3/19/19
4854	Braun	Grand Caravan	2017	2C7WDGBG4HR618332	5	2	7	On Demand	5	5310	80,487	3/19/19
4855	Nissan	Altima	2017	1N4A13AP4HC202638	4	0	7	On Demand	5	5310	77,511	3/19/19
4857	Nissan	Altima	2015	1N4AL3AP6FN903537	4	0	7	On Demand	4	5310	64,848	3/19/19
0094	Nissan	Altima	2015	1N4AL3AP4FN903665	4	0	7	On Demand	4	5310	66,981	3/19/19
48511	Nissan	Altima	2019	1N4BL4BVXKN309972	4	0	7	On Demand	5	5310	6,848	3/19/19
4859	Dodge	Grand Caravan	2018	2C4RDGBG8JR304490	7	0	7	On Demand	5	5310	18,138	3/19/19
4857	Braun	Grand Caravan	2017	2C7WDGBG6HR828821	4	2	7	On Demand	5	5310	26,269	3/19/19
48512	Toyota	Camry	2019	4T1B11HK3KU745933	4	0	7	On Demand	5	5310	1,127	4/17/19
Senior Services of Belmont County												
320	FORD	AVENGER	2010	1B3CC4FB3AN225863	4	0	VAR	VAR	FAIR	NEMT	161,924	5/9/19
321	FORD	AVENGER	2010	1B2CC4FB5AN225864	4	0	VAR	VAR	FAIR	NEMT	183,214	5/9/19
322	DODGE	CARAVAN	2012	2C4RDGBG4CR191656	4	0	VAR	VAR	GOOD	NEMT	231,993	5/9/19
323	DODGE	CARAVAN	2012	2C4RDGBG4CR191657	4	0	VAR	VAR	GOOD	NEMT	236,867	5/9/19
324	FORD	FUSION	2012	3FAHPOCG1CR328786	4	0	VAR	VAR	GOOD	NEMT	205,576	5/9/19
325	FORD	FUSION	2012	3FAHPOHA1CR333832	4	0	VAR	VAR	GOOD	NEMT	219,627	5/9/19
326	FORD	FUSION	2012	3FAHPOCGXCR328785	4	0	VAR	VAR	GOOD	NEMT	187,788	5/9/19

Veh #	Make	Model	Year	Vin #	Seating Capacity	WC Capacity	Service Days	Service Hours	Vehicle Condition	Program Assigned	Odometer Reading	Date of Odometer Reading
329	JEEP	PATRIOT	2015	1C4NJRBB3FD170117	4	0	VAR	VAR	GOOD	NEMT	107,785	5/9/19
330	JEEP	PATRIOT	2015	1C4NJRBB7FD177507	4	0	VAR	VAR	GOOD	NEMT	78,463	5/9/19
333	FORD	FUSION	2015	1FA6POG75F5120516	4	0	VAR	VAR	GOOD	NEMT	128,315	5/9/19
334	DODGE	CHARGER	2019	2C3CDXJG9KH580292	4	0	VAR	VAR	EXCELLENT	NEMT	6,660	5/9/19
335	DODGE	CHARGER	2019	2C3CDXJG9KH580290	4	0	VAR	VAR	EXCELLENT	NEMT	7,160	5/9/19
336	DODGE	CHARGER	2019	2C3CDXJG9KH580291	4	0	VAR	VAR	EXCELLENT	NEMT	6,779	5/9/19
337	DODGE	CHARGER	2019	2C3CDXJG9KH580293	4	0	VAR	VAR	EXCELLENT	NEMT	6,903	5/9/19
HV310	FORD	E-350	2004	1FDWE35154HB45697	8	1	VAR	VAR	POOR	NEMT	190,017	5/9/19
HV318	FORD	E-250	2010	1FTNE2EW5ADA99621	2	1	VAR	VAR	FAIR	NEMT	118,205	5/9/19
HV328	DODGE	CARAVAN	2012	2C4RDG862CR398451	2	1	VAR	VAR	GOOD	NEMT	154,538	5/9/19
HV331	DODGE	CARAVAN	2015	2C7WDGBG8FR634305	2	1	VAR	VAR	GOOD	NEMT	77,796	5/9/19
OVRTA/EORTA												
21	CHAMPION	CTS	2011	4UZADEDU9BCBD9736	22	2	M - Sat	6AM TO 6PM	4	MB	393,071	3-31-19
26	CHAMPION	CTS	2009	4UZAACBW7CX68190	14	2	M - Sat	6AM TO 6PM	4	MB	216,728	3-31-19
40	GILLIG	GILLIG	2010	15GGE2719A1092062	23	2	M - Sat	6AM TO 6PM	4	MB	446,643	3-31-19
41	REV	GOSHEN	2017	1FDFE4FS1HDC47894	17	2	M - Sat	6AM TO 6PM	5	MB	87,875	3-31-19
42	REV	GOSHEN	2017	1FDFE4FS1HDC47895	17	2	M - Sat	6AM TO 6PM	5	MB	86,296	3-31-19
43	REV	GOSHEN	2017	1FDFE4FS1HDC47896	17	2	M - Sat	6AM TO 6PM	5	MB	81,399	3-31-19
44	REV	LOW FLOOR	2017	1FDFE4FS9JDC16334	16	2	M - Sat	6AM TO 6PM	5	MB	36,180	3-31-19
20	CHAMPION	CTS	2011	4UZADEDU9BCBD9735 CONTINGENCY BUS	22	2	M - Sat	6AM TO 6PM	3	MB	371,273	3-31-19
6	FORD	VAN	2009	1FTDS34LX9DA87879	9	2	M - Sat	6AM TO 6PM	3	DR	141,055	3-31-19
7	FORD	MV-1	2014	57WMS1A6XEM101434	5	1	M - Sat	6AM TO 6PM	4	DR	67,985	3-31-19
Neffs Fire Department												
1	Ford	Econoline	2004	1FTSS34L64HA05798	10	2	VARIES	VARIES	GOOD	N/A	87,749	10-22-19
2	Ford	E250	2014	1FTNE2EW1EDA97564	1	2	VARIES	VARIES	GOOD	N/A	138,535	10-22-19
4	Buick	LaCrosse	2005	2G4WD532051297710	5	0	VARIES	VARIES	GOOD	N/A	161,394	10-22-19

Veh #	Make	Model	Year	Vin #	Seating Capacity	WC Capacity	Service Days	Service Hours	Vehicle Condition	Program Assigned	Odometer Reading	Date of Odometer Reading
9	Ford	Transit 150	2016	1FTYE1CM1GKA32950	3	2	VARIES	VARIES	GOOD	N/A	141,950	10-22-19
3	Dodge	Caravan	2008	1D8HN54P08B18713	6	0	VARIES	VARIES	GOOD	N/A	107,982	10-22-19
7	Dodge	Caravan	2008	2D8HN54P98R120570	6	0	VARIES	VARIES	GOOD	N/A	149,500	10-22-19
5	Chevy	Impala	2006	2G1WT58K469341204	5	0	VARIES	VARIES	GOOD	N/A	142,248	10-22-19
Martins Ferry EMS												
C1	Chevy	Cruze	2012	1G1PC5SH8C7166826	4	No	7	60+/Wk	Good	JFS	162,646	2/25/19
C2	Chevy	Cruze	2012	1G1PC5SH5C7400615	4	No	7	60+/Wk	Good	JFS	249,129	2/25/19
WC1	Ford	VAN	2008	1FTNE24W08DA18424	7	Yes	7	60+/Wk	Good	Medical/JFS	70,113	2/25/19
WC2	Ford	Transit	2012	NM0KS9CN3BT069018	7	Yes	7	60+/Wk	Good	Medical/JFS	157,739	2/25/19
WC3	Ford	Transit	2012	NM0KS9CN2CT110322	7	Yes	7	60+/Wk	Good	Medical/JFS	164,243	2/25/19
EMS1	GMC	Envoy	2008	1GKDT13S192231019	5	No	7	10/Wk	Good	JFS/EMS Supvsr	88,335	10/2/19
CARROLL COUNTY												
Carroll County Transit												
10	Dodge	SW (Caravan)	2008	1D8HN44H58B184820	6	0	Mon.-Fri.	6am-6pm	Average	5311	24,681	2/28/19
15	Dodge	Braun Van	2010	2D4RN4DE3AR155321	4	2	Mon.-Fri.	6am-6pm	Average	5311	287,524	2/28/19
17	Ford	BU	2011	1FDEE3FL6BDA43484	8	2	Mon.-Fri.	6am-6pm	Good	5311	193,500	2/28/19
18	Ford	BU	2012	1FDEE3FL4CDA87193	8	2	Mon.-Fri.	6am-6pm	Good	5311	178,365	2/28/19
19	Dodge	VN (Caravan)	2014	2C7WDGGBG0ER319593	4	2	Mon.-Fri.	6am-6pm	Good	5311	141,915	2/28/19
20	Dodge	VN (Caravan)	2014	2C7WDGGBG2ER319594	4	2	Mon.-Fri.	6am-6pm	Good	5311	159,728	2/28/19
21	Ford	BU/Gosher Pacer II	2015	1FDEE3FL3FDA32884	8	2	Mon.-Fri.	6am-6pm	Great	5311	80,103	2/28/19
22	Dodge	Braun Van	2016	2C7WDGGBG4GR262334	4	2	Mon.-Fri.	6am-6pm	Great	5311	98,048	2/28/19
23	Dodge	Braun Van	2017	2C7WDGGBGXHR743027	4	2	Mon.-Fri.	6am-6pm	Excellent	5311	55,879	2/28/19
24	Dodge	Braun Van	2017	2C7WDGGBGXHR743058	4	2	Mon.-Fri.	6am-6pm	Excellent	5311	52,605	2/28/19
25	Dodge	Braun Van	2018	2C7WDGGBG8JR243762	4	2	Mon.-Fri.	6am-6pm	Excellent	5311	16,570	2/28/19

Veh #	Make	Model	Year	Vin #	Seating Capacity	WC Capacity	Service Days	Service Hours	Vehicle Condition	Program Assigned	Odometer Reading	Date of Odometer Reading
26	Dodge	Braun Van	2018	2C7WDGBG8JR243776	4	2	Mon.-Fri.	6am-6pm	Excellent	5311	15,854	2/28/19
Carroll County Board of DD – Carroll Hills School												
16	Int.	Yellow bus	2011	4DRBUAAN0BB366685	48	3	M-F 9 Mo	7a-4:30p	Good	School	93,164	04-12-19
15	Thomas	Yellow bus	2016	4UZABRDTXGCGY2237	30	2	M-F 9 Mo	7a-4:30p	Excellent	School	67,073	4-12-19
4	Thomas	Yellow bus	2017	4UZABRDT3HCHW0321	30	2	M-F 9 Mo	7a-4:30p	Excellent	School	50,517	4-12-19
5	Thomas	Yellow bus	2017	4UZABRDT5HCHW0232	30	2	M-F 9 Mo	7a-4:30p	Excellent	School	46,955	4-12-19
6	Thomas	Yellow bus	2017	4UZABRDT1HCHV9952	72	3	M-F 9 Mo	7a-4:30p	Excellent	School	55,364	4-12-19
Carroll County Board of DD – Community Employment												
82	Ford	Van	2008	1FMNE11W58DB19744	7	0	M-F	7am – 8p	Good	Com.Emp	66,289	4-12-19
72	Ford	Van	2012	1FMNE1BW2CDA38241	7	0	M-F	7am – 8p	Good	Com.Emp	74,970	4-12-19
79	Dodge	Minivan	2014	2C4RDGBGOER102555	7	0	M-F	7am – 8p	Good	Com.Emp	50,247	4-12-19
58	Dodge	Minivan	2010	2D4RN4DE7AR394144	7	0	M-F	7am – 8p	Good	Com.Emp	72,737	4-12-19
Carroll County Jobs & Family Services – N/A												
Carroll County Council on Aging, Inc. – N/A												
COLUMBIANA COUNTY												
Community Action Agency of Columbiana County												
50	GOSH	BUS	2016	1FDEE3FS4GDC57209	9	Y	VARIABLE	VARIABLE	GOOD	CARTS	90,335	9/30/19
51	FORD	VAN	2018	N/A	N/A	Y	FOR EACH	BASED	GOOD	CARTS	56,660	9/30/19
52	FORD	BUS	2010	1FDEE3FL7ADA46389	9	Y	VEHICLE BASED	ON NEED.	GOOD	CARTS	47,574	9/30/19
53	FORD	BUS	2011	1FDEE3FL9BDA17039	7	Y	ON NEED.	5:30AM-	GOOD	CARTS	48,752	9/30/19
54	FORD	BUS	2011	1FDEE3FS8BDA29741	15	Y	SERVICE IS	10PM IS	GOOD	CARTS	62,813	9/30/19
55	FORD	BUS	2011	1FDEE3FL2BDA83576	8	Y	PROVIDED	MAXIMUM.	GOOD	CARTS	52,461	9/30/19
56	GOSH	BUS	2014	1FDEE3FSXEDA47775	14	Y	MONDAY		GOOD	CARTS	46,732	9/30/19
57	GOSH	BUS	2014	1FDEE3ES1EDA47776	15	Y	THROUGH		GOOD	CARTS	32,487	9/30/19
58	GOSH	BUS	N/A	N/A	N/A	Y	SATURDAY.		GOOD	CARTS	38,268	9/30/19

Veh #	Make	Model	Year	Vin #	Seating Capacity	WC Capacity	Service Days	Service Hours	Vehicle Condition	Program Assigned	Odometer Reading	Date of Odometer Reading
59	GOSH	BUS	N/A	N/A	N/A	Y			GOOD	CARTS	46,281	9/30/19
82	GOSH	BUS	2011	1FDEE3FS4DDB31914	15	Y			GOOD	CARTS	211,847	9/30/19
83	GOSH	BUS	2013	1FDEE3FS6DDB31915	15	Y			GOOD	CARTS	213,546	9/30/19
84	GOSH	BUS	2014	1FDEE3FS6EDA47773	15	Y			GOOD	CARTS	222,292	9/30/19
85	GOSH	BUS	2014	1FDEE3F8EDA47774	15	Y			GOOD	CARTS	250,262	9/30/19
88	FORD	BUS	2015	1FDEE3FL9FDA11926	8	Y			GOOD	CARTS	168,913	9/30/19
89	FORD	BUS	2015	1FDEE3FLOFDA11927	8	Y			GOOD	CARTS	207,474	9/30/19
90	FORD	BUS	2015	1FDEE3FL2FDA11928	8	Y			GOOD	CARTS	175,967	9/30/19
91	FORD	BUS	2015	1FDEE3FL4FDA11929	8	Y			GOOD	CARTS	186,998	9/30/19
92	GOSH	BUS	2014	1FDEE3FL7EDA65188	11	Y			GOOD	CARTS	213,096	9/30/19
93	GOSH	BUS	2016	1FDEE3FL3GDC16269	9	Y			GOOD	CARTS	135,496	9/30/19
94	GOSH	BUS	2016	1FDEE3FL9GDC19015	11	Y			GOOD	CARTS	185,023	9/30/19
95	GOSH	BUS	2016	1FDEE3FL2GDC19017	9	Y			GOOD	CARTS	117,623	9/30/19
96	GOSH	BUS	2016	1FDEE3FL4GDC19018	8	Y			GOOD	CARTS	141,942	9/30/19
97	GOSH	BUS	2016	1FDEE3FS2GDC56858	9	Y			GOOD	CARTS	132,259	9/30/19
98	GOSH	BUS	2016	1FDEE3FS0GDC57207	9	Y			GOOD	CARTS	149,834	9/30/19
99	GOSH	BUS	2016	1FDEE3FS2GDC57208	9	Y			GOOD	CARTS	121,989	9/30/19
M1	DODGE	VAN	2016	2C7WDGBG7GR37245	7	Y			GOOD	CARTS	124,450	9/30/19
M2	DODGE	VAN	N/A	N/A	N/A	Y			GOOD	CARTS	58,640	9/30/19
M9	DODGE	VAN	2013	2C4RDGBG4DR756506	7	N			GOOD	CARTS	231,972	9/30/19
M10	DODGE	VAN	2015	2C7WDGBG5FR61422	7	Y			GOOD	CARTS	NR	9/30/19
M12	DODGE	VAN	2015	2C7WDGBGXFR63429	7	Y			GOOD	CARTS	129,048	9/30/19
M13	DODGE	VAN	2015	2C7WDGBGXFR63430	7	Y			GOOD	CARTS	156,788	9/30/19
M14	DODGE	VAN	2015	2C7WDGBGXFR63432	7	Y			GOOD	CARTS	138,885	9/30/19
M15	DODGE	VAN	2016	2C7WDGBG7GR20285	7	Y			GOOD	CARTS	106,124	9/30/19
T45	DODGE	VAN	N/A	N/A	N/A	Y			GOOD	CARTS	83,062	9/30/19

Veh #	Make	Model	Year	Vin #	Seating Capacity	WC Capacity	Service Days	Service Hours	Vehicle Condition	Program Assigned	Odometer Reading	Date of Odometer Reading
<p><i>For all other Columbiana County's Transportation Service Provider Information, please refer to Columbiana County's coordinated plan, you can access it here:</i></p> <p>https://omegadistrict.org/programs/transit/plans/columbiana/</p>												
COSHOCTON COUNTY												
CCCTA												
1	Ford	Supreme Conversion	2007	1FTSS34LX7DA56359	6	1	5	Demand Response	Poor	CCCTA	201,658	10/28/19
2	Ford	Cutaway Van E-350	2011	1FDEE3FS5EDB17683	10	2	5	Demand Response	Fair	CCCTA	143,088	10/28/19
3	Ford	E350 Super	2014	1FDEE3FS5EDB17683	12	2	5	Demand Response	Excellent	CCCTA	124,531	10/28/19
4	Ford	E350 Super	2014	1FDEE3FS7EDB17684	12	4	5	Demand Response	Excellent	CCCTA	123,703	10/28/19
5	Ford	E3FC Bus Champion	2016	1FDEE3FS6GDC17066	12	4	5	Demand Response	Excellent	CCCTA	66,184	10/28/19
6	Ford	E350 Super	2016	1FDEE3FS9GDC16204	12	4	5	Demand Response	Excellent	CCCTA	71,604	10/28/19
7	Dodge	Caravan	2016	2C7WDGGBG1GR202883	5	1	5	Demand Response	Excellent	CCCTA	81,999	10/28/19
8	Ford	E350 Goshen Bus	2016	1FDEE3FS8DGC49162	8	3	5	Demand Response	Excellent	CCCTA	68,872	10/28/19
COSHOCTON COUNTY EMERGENCY MEDICAL SERVICE												
1	Ford	Horton F-450 Type 1	2005	1FDXE47P15EA69745	NA	NA	7	NA	GOOD	CCEMS	157,773	10/28/19
2	Ford	AEV F-450	2009	1FDAF46R69EA55791	NA	NA	7	NA	GOOD	CCEMS	93,089	10/28/19
3	Chevy	AEV CHEVY C4500	2008	1GBE4V1978F401160	NA	NA	7	NA	GOOD	CCEMS	108,333	10/28/19
4	Ford	McCOY-MILLER F-450	2018	1FD UF4H T3JE B98790	NA	NA	7	NA	GOOD	CCEMS	20,747	10/28/19

Veh #	Make	Model	Year	Vin #	Seating Capacity	WC Capacity	Service Days	Service Hours	Vehicle Condition	Program Assigned	Odometer Reading	Date of Odometer Reading
5	GMC	McCOY-MILLER C4500	2009	1GDE4C1919F412538	NA	NA	7	NA	GOOD	CCEMS	101,987	10/28/19
6	Dodge	AEV F-450	2016	3C7WRKCL9GG191217	NA	NA	7	NA	GOOD	CCEMS	10,441	10/28/19
7	Mercedes	AEV SPRINTER	2013	WD3PE7CC5D5777176	NA	NA	7	NA	GOOD	CCEMS	119,726	10/28/19
9	Ford	F 350	1999	1FD WF36 FXXE B85009	NA	NA	7	NA	GOOD	CCEMS	121,109	10/28/19
10	Ford	AEV F-350	2009	1FDWF36R69EA94459	NA	NA	7	NA	GOOD	CCEMS	152,894	10/28/19
11	Ford	McCOY-MILLER	2018	1FD UF4H T2JE B92303	NA	NA	7	NA	GOOD	CCEMS	24,367	10/28/19
14	Ford	F450	2008	1FD XF46 R38E D00152	NA	NA	7	NA	GOOD	CCEMS	144,744	10/28/19
Medic 20	Chevy	Tahoe	2017	1GN SKFE C7HR 305194	NA	NA	7	NA	GOOD	CCEMS	66,010	10/28/19
Medic 21	Chevy	Tahoe	2005	1GN EK13 T85J 176783	NA	NA	7	NA	GOOD	CCEMS	182,430	10/28/19
Medic 22	Ford	AEV F-350	2010	1FM 5K8A T5GG B06979	NA	NA	7	NA	GOOD	CCEMS	29,276	10/28/19
RHDD												
107	Dodge	Caravan	2008	1FDEE3FS4DDB21710	N/A	N/A	M-F	8am-4:30pm	GOOD	RHDD	107,122	10/28/19
120	Dodge	Caravan	2015	1FDEE3FS6EDB17692	N/A	N/A	M-F	8am-4:30pm	GOOD	RHDD	26,450	10/28/19
135	Dodge	Caravan	2017	1FDEE3FS4GDC18801	N/A	N/A	M-F	8am-4:30pm	GOOD	RHDD	47,786	10/28/19
6	FORD	12x2	2010	1FDEE3FS4GDC18802	N/A	N/A	M-F	8am-4:30pm	GOOD	RHDD	281,981	10/28/19
12	FORD	12x2	2013	1FDEE3FSHDC47886	N/A	N/A	M-F	8am-4:30pm	GOOD	RHDD	134,432	10/28/19
13	FORD	12x2	2014	1FDEE3FS7HDC52670	N/A	N/A	M-F	8am-4:30pm	GOOD	RHDD	208,600	10/28/19
14	FORD	12x2	2016	1FDEE3FS9HDC52671	N/A	N/A	M-F	8am-4:30pm	GOOD	RHDD	78,324	10/28/19
Coshocton County Veteran's Service Commission												
1	Ford	E350 XL Wagon	2014	1FBNE3BL1EDB05781	12	0	M-F	8am – 4pm	Good	DAV	153,739	10/28/19
Hopewell Inc.												
	Ford	Goshen Coach	2012	IFDEE3FL3CDA55271	12	2	7	No Restriction	N/A		NR	NR
	Ford	Goshen GCII	2012	IFDEE3FSXCDB18986	9	4	7	No Restriction	N/A		NR	NR

Veh #	Make	Model	Year	Vin #	Seating Capacity	WC Capacity	Service Days	Service Hours	Vehicle Condition	Program Assigned	Odometer Reading	Date of Odometer Reading
	Ford Turtle Top	VanTerraXL	2012	IFDWE3FL5CDA87210	9	2	7	No Restriction	N/A		NR	NR
	Dodge	Braun Van	2014	2C4RDGCG3ER187481	4	1	7	No Restriction	N/A		NR	NR
	Ford	Econoline Van	2010	1FTNS2EW5ADA97277	12	0	7	No Restriction	N/A		NR	NR
	Chrysler	Town & Country	2012	2C4RC1BGXCR124012	6	0	7	No Restriction	N/A		NR	NR
	Dodge	Grand Caravan	2016	2C4RDGCGXGR323176	4	1	7	No Restriction	N/A		NR	NR
	Dodge	Grand Caravan	2016	2C4RDGCG7GR181627	4	1	7	No Restriction	N/A		NR	NR
	Dodge	Grand Caravan	2016	2C4RGCG1GR334633	4	1	7	No Restriction	N/A		NR	NR
Coshocton Senior Center												
1	Chrysler	Town & Country	2008	111839	6	0	2	882	Good – 4	Sr Nutrition Transportation	95,370	4-12-19
2	Dodge	Grand Caravan	2014	261223	3	1	3	225	Good – 4	Sr Nutrition Transportation	19,319	4-12-19
GUERNSEY COUNTY												
Guernsey County Senior Citizens Center												
2	Ford	Ford Taurus	2002	169242	3	0	M-F	60	Poor	Senior Center	139,322	10/9/19
4	Ford	MMV	2004	B10560	5	0	M-F	60	Good	Senior Center	146,163	10/9/19
5	Dodge	MMV	2008	184834	5	0	M-F	60	Good	Senior Center	154,377	10/9/19
6	Dodge	MMV	2008	184833	5	0	M-F	60	Good	Senior Center	147,378	10/9/19
11	Chevy	MMV	2007	B47670	3	1	M-F	60	Good	Senior Center	114,739	10/9/19
12	Ford	LTV	2007	207478	10	2	M-F	60	Good	Senior Center	161,397	10/9/19
13	Chevy	MMV	2007	207657	3	1	M-F	60	Good	Senior Center	174,265	10/9/19
14	Chevy	MMV	2014	102028	3	1	M-F	60	Good	Senior Center	51,719	10/9/19
15	MV-1	MMV	2016	C54946	2	2	M-F	60	Excellent	Senior Center	34,049	10/9/19

Veh #	Make	Model	Year	Vin #	Seating Capacity	WC Capacity	Service Days	Service Hours	Vehicle Condition	Program Assigned	Odometer Reading	Date of Odometer Reading
7	Ford	LTV	2007	189084	16	2	M-F	60	Excellent	Senior Center	167,881	10/9/19
HARRISON COUNTY												
Harrison County Public Transit												
30	DODGE	MMV	2016	2C7WDGBGXGR372448	3+1,5+0	Y	M-F	5am-5pm	Good	HCPT	115,316	10/30/19
33	DODGE	MMV	2017	2C7WDGBGOHR718556	4+1	Y	M-F	5am-5pm	Good	HCPT	65,615	10/30/19
22	FORD	LTN	2012	1FDEE3FL8CDA93000	2+3,8+0	Y	M-F	5am-5pm	Good	HCPT	192,368	10/30/19
36	FORD	AV	2018	1FTYR2CMXJKB21949	6	Y	M-F	5am-5pm	Good	HCPT	46,300	10/30/19
26	DODGE	SMV	2014	2C4RDGBG7ER227634	6	N	M-F	5am-5pm	Good	HCPT	173,015	10/30/19
35	DODGE	MMV	2018	2C7WDGBG7JR216715	3+1	Y	M-F	5am-5pm	Good	HCPT	44,767	10/30/19
25	DODGE	SMV	2014	2C4RDGBG5ER227633	6	Y	M-F	5am-5pm	Good	HCPT	156,547	10/30/19
27	FORD	LTN	2014	1FDEE3FL9EDA72725	6+2, 8+0	Y	M-F	5am-5pm	Good	HCPT	135,704	10/30/19
34	DODGE	MMV	2017	2C7WDGBG7HR718571	3+1,5+0	Y	M-F	5am-5pm	Good	HCPT	63,699	10/30/19
32	DODGE	MMV	2016	2C7WDGBGXGR372451	3+1,5+0	Y	M-F	5am-5pm	Good	HCPT	101,251	10/30/19
37	DODGE	MMV	2015	2C7WDGB6FR634352	3+1,5+0	Y	M-F	5am-5pm	Good	HCPT	4,349	10/30/19
31	DODGE	MMV	2016	2C7WDGBG9GR378287	3+1,5+0	Y	M-F	5am-5pm	Good	HCPT	111,420	10/30/19
Harrison County Veteran Services												
N/A	N/A	N/A	N/A	N/A	N/A	N/A	N/A	N/A	N/A	N/A	NR	NR
Harrison County Department of Jobs & Family Services												
N/A	N/A	N/A	N/A	N/A	N/A	N/A	N/A	N/A	N/A	N/A	NR	NR
Harrison County Home												
N/A	N/A	N/A	N/A	N/A	N/A	N/A	N/A	N/A	N/A	N/A	NR	NR
HOLMES COUNTY												
Holmes County Board of Developmental Disabilities												
1	Bluebird	Bus	2009	1BAKCCPA29F259352	54	4	M – F	8am – 5pm	Fair	School	223,415	5/15/19
2	Bluebird	Bus	2012	1BAKCCPA7CF287641	54	4	M – F	8am – 5pm	Good	School/Adult	161,522	5/15/19
3	Bluebird	Bus	2013	1BAKCCPA6DF295201	54	4	M – F	8am – 5pm	Good	School/Adult	127,561	5/15/19

Veh #	Make	Model	Year	Vin #	Seating Capacity	WC Capacity	Service Days	Service Hours	Vehicle Condition	Program Assigned	Odometer Reading	Date of Odometer Reading
4	Bluebird	Bus	2014	1BAKCCPA0EF304878	54	4	M – F	8am – 5pm	Good	School/Adult	131,108	5/15/19
5	Bluebird	Bus	2006	1BAKCCKA87F241278	54	4	M – F	8am – 5pm	Fair	School	41,837	5/15/19
6	International	Bus	2008	4DRBUAAN58B565109	54	4	M – F	8am – 5pm	Fair	School	201,647	5/15/19
7	Bluebird	Bus	2006	1BAKCCKA26F232713	66	4	M – F	8am – 5pm	Fair	School	185,962	5/15/19
8	Bluebird	Bus	2015	1BAKCCPA6 FF311321	54	5	M – F	8am – 5pm	Good	School/Adult	110,678	5/15/19
9	Bluebird	Bus	2017	1BAKCCPA1 HF332872	54	4	M – F	8am – 5pm	Good	School/Adult	62,700	5/15/19
10	Bluebird	Bus	2016	1BAKCCPA9GF322167	54	5	M – F	8am – 5pm	Good	School/Adult	86,740	5/15/19
13	International	Bus	2008	4DRBUAAN18B565110	54	4	M – F	8am – 5pm	Fair	School	221,340	5/15/19
14	Bluebird	Bus	2009	1BAKCCPA4 9F259353	54	4	M – F	8am – 5pm	Fair	School	208,572	5/15/19
15	Chevy	Van	2006	1GNHG35V961183033	8	1	M – F	8am – 5pm	Fair	Adult	156,948	5/15/19
16	Ford	E350	2001	1FMNE31L21HA17768	8	0	M – F	8am – 5pm	Fair	Adult	NR	NR
17	Ford	Van	2003	1FMRE11L63HB47724	8	0	M – F	8am – 5pm	Fair	Adult	NR	NR
18	Chevy	Van	1997	1GCGG25R0V158950	8	0	M – F	8am – 5pm	Poor	Adult	150,575	5/15/19
20	Chevy	Van – 1 Ton	2012	1GB3G2BG1C1202606	9	2	M – F	8am – 5pm	Good	School/Adult	93,853	5/15/19
21	Ford	Van – 1 Ton	2015	1FDEE3FS1FDA15962	9	2	M – F	8am – 5pm	Good	School/Adult	42,743	5/15/19
Lynn Hope Industries												
19	Ford	E350	2006	1FDWE35L66DA32156	10	2	M – F	9am – 2pm	Fair	Adult	NR	NR
20	Ford	Edge	2012	2FMKD4JC7CBA89091	5	0	M – F	9am – 2pm	Good	Adult	NR	NR
21	Ford	Escape	2012	1FMCU9EG9CKC62079	5	0	M – F	9am – 2pm	Good	Adult	NR	NR
Holmes County Council on Aging, Inc.												
1	Dodge	Caravan	2016	2C4RDGBG4GR392348	7	0	M – F	7am -2:30pm	New	Senior	NR	NR
Precious Angel Transportation												
1	Chevy	3500	2000	N/A	6	1	M – F	6am – 5pm	Good	HCBODD	NR	NR
2	Chevy	4500	2010	N/A	12	2	M – F	6am – 5pm	Good	HCBODD	NR	NR
3	Chevy	4500	2010	N/A	12	2	M – F	6am – 5pm	Good	HCBODD	NR	NR
5	Ford	3500	2001	N/A	12	1	M – F	6am – 5pm	Good	HCBODD	NR	NR
6	Ford	350	2003	N/A	12	0	M – F	6am – 5pm	Good	HCBODD	NR	NR

Veh #	Make	Model	Year	Vin #	Seating Capacity	WC Capacity	Service Days	Service Hours	Vehicle Condition	Program Assigned	Odometer Reading	Date of Odometer Reading
8	Ford	350	2009	N/A	12	1	M – F	6am – 5pm	Good	HCB0DD	NR	NR
9	Chevy	4500	2010	N/A	12	3	M – F	6am – 5pm	Great	HCB0DD	NR	NR
10	Chevy	4500	2010	N/A	12	2	M – F	6am – 5pm	Great	HCB0DD	NR	NR
11	Ford	350	2001	N/A	12	1	M – F	6am – 5pm	Good	HCB0DD	NR	NR
Holmes County Veteran Services – N/A												
JEFFERSON COUNTY												
Prime Time Office on Aging												
13	Ford	Bus	2011	1FDEE3FL5BDA29902	10	Y	5	6-8	Poor	N/A	200,753	7-23-2019
11	Ford	Bus	2009	1FDEE35L19DA44084	10	Y	5	6-8	Poor	N/A	275,205	7-23-2019
14	Dodge	Van	2010	2D4RN4DE1AR412637	4	Y	5	6-8	Poor	N/A	187,755	7-23--2019
16	Ford	MVP	2014	57WMD1A6EM10014	2-3	Y	5	6-8	Fair	N/A	121,164	7-23-2019
17	Ford	Bus	2014	1FDEE3FL1EDA72086	3	Y	5	6-8	Fair	N/A	108,314	7-23-2019
18	Ford	Transit	2014	MNOGS9F741153576	4	N	5	6-8	Fair	N/A	60,234	7-23-2019
19	Ford	Transit	2015	1FBZX2ZMXFKA20326	4	N	5	6-8	Fair	N/A	123,590	7-23-2019
1	Dodge	Grand Caravan	2018	2C4RDGBG7JR151021	6	N	5	6-8	New	N/A	26,200	7-23-2019
2	Dodge	Grand Caravan	2018	2C4RDGBG7JR1510198	6	N	5	6-8	New	N/A	25,133	7-23-2019
3	Dodge	Grand Caravan	2018	2C4RDGBG7JR151019	6	N	5	6-8	New	N/A	25,984	7-23-2019
4	Dodge	Grand Caravan	2018	2C4RDGBG7JR151019	6	N	5	6-8	New	N/A	14,375	7-23-2019
TranSmart USA												
TS101	Chevy	Express	2003	1GNFG15T131177970	3		Sat-Sun	As Needed	Good		NR	NR
TS102	Kia	Sedona	2006	KNDMB233366089730	6		Sat-Sun	As Needed	Good		NR	NR
TS103	Ford	Econoline	2011	1FTDS3EL1BDA32077	6	2	Sat-Sun	As Needed	Good	WC	NR	NR
TS104	Dodge	Caravan	2016	2C4RDGBG4GR336099	6		Sat-Sun	As Needed	Good		NR	NR
TS105	Kia	Sedona	2011	KNDMH4C72B6386186	6		Sat-Sun	As Needed	Good		NR	NR

Veh #	Make	Model	Year	Vin #	Seating Capacity	WC Capacity	Service Days	Service Hours	Vehicle Condition	Program Assigned	Odometer Reading	Date of Odometer Reading
TS106	Chrysler	Town & Country	2010	2A4RR5D10AR271252	6		Sat-Sun	As Needed	Good		NR	NR
TS107	Hyundai	Entourage	2008	JBDNC233386055626	6		Sat-Sun	As Needed	Good		NR	NR
TS108	Kia	Soul	2016	KNDJN2A23G7847081	4		Sat-Sun	As Needed	Good		NR	NR
TS109	Kia	Sedona	2012	KNDMG4C77C6439727	6		Sat-Sun	As Needed	Good		NR	NR
TS110	Dodge	Grand Caravan	2014	2C4RDGBG9ER404832	6		Sat-Sun	As Needed	Good		NR	NR
TS111	Dodge	Grand Caravan 5XT	2014	2C4RDGCG9ER182814	6	1	Sat-Sun	As Needed	Good	WC	NR	NR
TS112	Kia	Soul	2011	KNDJT2A27B7709025	4		Sat-Sun	As Needed	Good		NR	NR
TS113	Dodge	Grand Caravan	2010	2D4RN4DE4AR114566	6		Sat-Sun	As Needed	Good		NR	NR
Steel Valley Regional Transit Authority												
10	Dodge	Ram	1998	1B7HC16Y8WS567874	3	0	M-F Sat	6:30a – 6:30p 9:00a – 7:30p	Good	Supervisory	75,651	3/31/19
0730	Ford	E450	2007	1FDXE45P97DB05728	21	2	M-F Sat	6:30a – 6:30p 9:00a – 7:30p	Good	Contingency	191,695	3/31/19
0831	Ford	E450	2008	1FD4E45P48DB59426	21	2	M-F Sat	6:30a – 6:30p 9:00a – 7:30p	Good	Contingency	180,014	3/31/19
0933	Ford	E450	2009	1FD4E45P39DA41975	21	2	M-F Sat	6:30a – 6:30p 9:00a – 7:30p	Good	Contingency	146,675	3/31/19
1335	Ford	E450	2013	1FD4E45P39DA41975	16	2	M-F Sat	6:30a – 6:30p 9:00a – 7:30p	Good	Spare	156,739	3/31/19
1336	Ford	E450	2013	1FD4E45P39DA41975	16	2	M-F Sat	6:30a – 6:30p 9:00a – 7:30p	Good	DR	117,502	3/31/19
1337	Ford	E450	2013	1FD4E45P39DA41975	16	2	M-F Sat	6:30a – 6:30p 9:00a – 7:30p	Good	Fixed Route	183,721	3/31/19
1538	Ford	E450	2015	1FD4E45P39DA41975	21	2	M-F Sat	6:30a – 6:30p 9:00a – 7:30p	Good	Fixed Route	115,560	3/31/19
1539	Ford	E450	2015	1FD4E45P39DA41975	21	2	M-F Sat	6:30a – 6:30p 9:00a – 7:30p	Good	Fixed Route	131,336	3/31/19
1540	Ford	E450	2016	1FD4E45P39DA41975	21	2	M-F Sat	6:30a – 6:30p 9:00a – 7:30p	Good	Fixed Route	124,440	3/31/19
1541	Ford	E450	2016	1FD4E45P39DA41975	21	2	M-F Sat	6:30a – 6:30p 9:00a – 7:30p	Good	Fixed Route	113,697	3/31/19

Veh #	Make	Model	Year	Vin #	Seating Capacity	WC Capacity	Service Days	Service Hours	Vehicle Condition	Program Assigned	Odometer Reading	Date of Odometer Reading
16-1	Tesco	MV-1 DX	2016	57WMD2C63GM100111	4	1	M-F Sat	6:30a – 6:30p 9:00a – 7:30p	Good	PT	16,731	3/31/19
16-2	Tesco	MV-1 DX	2016	57WMD2C60GM100356	4	1	M-F Sat	6:30a – 6:30p 9:00a – 7:30p	Good	Robinson	10,332	3/31/19
16-3	Tesco	MV-1 DX	2016	57WMD2C68GM100363	4	1	M-F Sat	6:30a – 6:30p 9:00a – 7:30p	Good	Spare	15,123	3/31/19
1942	Ford	E-450	2019	1FDFE4FS3KDC17240	20	2	M-F Sat	6:30a – 6:30p 9:00a – 7:30p	New	Fixed	3,033	3/31/19
1943	Ford	E-450	2019	1FDFE4FS6KDC17250	20	2	M-F Sat	6:30a – 6:30p 9:00a – 7:30p	New	Fixed	2,866	3/31/19
Jeffco Services, Inc.												
1	Ford	Lift Van #1	2010	1FTDS3EL8ADA10981	8	1	M – F	5:45a-9a; 2p-5:30p	Fair	N/A	NR	NR
2	Ford	Lift Van #2	2010	1FTDS3ELXADA10982	8	1	M – F	5:45a-9a; 2p-5:30p	Fair	N/A	NR	NR
3	Ford	Lift Van	2011	1FTDS3EL3BDA22859	8	1	M – F	5:45a-9a; 2p-5:30p	Fair	N/A	NR	NR
4	Ford	Mustard Van	2014	NM0GE9G78E1140948	7	0	M – F	5:45a-9a; 2p-5:30p	Good	N/A	NR	NR
5	Ford	Transit Van - White	2016	1FDEE3FS7GDC16203	12	2	M – F	5:45a-9a; 2p-5:30p	Fair	N/A	NR	NR
6	Ford	Transit Van - Gray	2016	1FMZK1CGXGKA73130	9	0	M – F	5:45a-9a; 2p-5:30p	Good	N/A	NR	NR
7	Ford	El Dorado Transit Van	2017	1FDEE3FSXHDC64053	12	2	M – F	5:45a-9a; 2p-5:30p	Excellent	N/A	NR	NR
8	Ford	El Dorado Transit Van	2017	1FDEE3FS8HDC64052	12	2	M – F	5:45a-9a; 2p-5:30p	Excellent	N/A	NR	NR
9	Ford	El Dorado	2017	1FDFE4FS0HDC50706	16	2	M – F	5:45a-9a;	Excellent	N/A	NR	NR

Veh #	Make	Model	Year	Vin #	Seating Capacity	WC Capacity	Service Days	Service Hours	Vehicle Condition	Program Assigned	Odometer Reading	Date of Odometer Reading
		Transit Van						2p-5:30p				
10	Ford	El Dorado Transit Van	2017	1FDPE4FS2HDC50707	16	2	M – F	5:45a-9a; 2p-5:30p	Excellent	N/A	NR	NR
Checker Transportation/Ambulance Service Inc.												
C4	Dodge	Caravan	2010	2D4RN4DE2AR112296	7		Mon-Sun	As Needed	Good	N/A	NR	NR
C6	Dodge	Caravan	2016	2C4RDGBG1GR109792	7		Mon-Sun	As Needed	Good	N/A	NR	NR
C7	Dodge	Caravan	2016	2C4RDGCG3GR309703	7		Mon-Sun	As Needed	Good	N/A	NR	NR
C9	Dodge	Caravan	2010	2D4RN4DE4AR144652	7		Mon-Sun	As Needed	Good	N/A	NR	NR
C12	Dodge	Caravan	2016	2C4RDGCG6GR328066	7		Mon-Sun	As Needed	Good	N/A	NR	NR
C14	Dodge	Caravan	2016	2C4RDGCGXGR317734	7		Mon-Sun	As Needed	Good	N/A	NR	NR
C16	Dodge	Caravan	2016	2C4RDGCGXGR317734	7		Mon-Sun	As Needed	Good	N/A	NR	NR
C17	Dodge	Caravan	2016	2C4RDGCG6GR323658	7		Mon-Sun	As Needed	Good	N/A	NR	NR
C18	Dodge	Caravan	2013	2C4RDGCG6GR323658	7		Mon-Sun	As Needed	Good	N/A	NR	NR
C24	Dodge	Caravan	2016	2C4RDGCG2GR351828	7		Mon-Sun	As Needed	Good	N/A	NR	NR
C27	CHRY	T&C	2010	2A4RR4DE3AR192526	7	Y	Mon-Sun	As Needed	Good	N/A	NR	NR
C30	Dodge	Caravan	2010	2D4RN4DE2AR153950	7		Mon-Sun	As Needed	Good	N/A	NR	NR
C31	Dodge	Caravan	2016	2C4RDGCG7GR178808	7		Mon-Sun	As Needed	Good	N/A	NR	NR
C34	CHRY	T&C	2011	2A4RR5DG9BR701849	7		Mon-Sun	As Needed	Good	N/A	NR	NR
C35	CHRY	T&C	2011	2A4RR5DG9BR694451	7		Mon-Sun	As Needed	Good	N/A	NR	NR
C36	Dodge	Caravan	2013	2C4RDGCG5DR575297	7		Mon-Sun	As Needed	Good	N/A	NR	NR
C37	Dodge	Caravan	2014	2C4RDGBG1ER350524	7		Mon-Sun	As Needed	Good	N/A	NR	NR
C38	Dodge	Caravan	2012	2C4RDGBGXCR402701	7		Mon-Sun	As Needed	Good	N/A	NR	NR
C39	Dodge	Caravan	2014	2C4RDGBG5ER384708	7		Mon-Sun	As Needed	Good	N/A	NR	NR
C40	Dodge	Caravan	2014	2C4RDGCG7ER273799	7		Mon-Sun	As Needed	Good	N/A	NR	NR
C41	Dodge	Caravan	2014	2C4RDGCG1ER347332	7		Mon-Sun	As Needed	Good	N/A	NR	NR
C43	Dodge	Caravan	2014	2C4RDGCG2ER390903	7		Mon-Sun	As Needed	Good	N/A	NR	NR
C44	Dodge	Caravan	2016	2C4RDGCG8GR384624	7		Mon-Sun	As Needed	Good	N/A	NR	NR

Veh #	Make	Model	Year	Vin #	Seating Capacity	WC Capacity	Service Days	Service Hours	Vehicle Condition	Program Assigned	Odometer Reading	Date of Odometer Reading
C45	Dodge	Caravan	2016	2C4RDGCG2GR371187	7		Mon-Sun	As Needed	Good	N/A	NR	NR
C46	Dodge	Caravan	2017	2C4RDGCG2HR554249	7		Mon-Sun	As Needed	Good	N/A	NR	NR
C47	Ford	Transit	2017	NM0GE9F7XH1295832	7		Mon-Sun	As Needed	Good	N/A	NR	NR
C48	Ford	Transit	2017	1FBZX2ZM4HKA05193	12		Mon-Sun	As Needed	Good	N/A	NR	NR
MUSKINGUM COUNTY												
Zanesville Civic League												
1	GMC	Van	2002	1GJHG39R321179061	11	0	M-TH	8 hrs	Good	N/A	NR	NR
2	GMC	Van	1998	1GJHG39R6W1097802	15	0	M-TH	8 hrs	Good	N/A	NR	NR
3	Chevy	Van	2004	1GNDU03E94D102495	8	0	M-TH	8 hrs	Good	N/A	NR	NR
Muskingum County Center for Seniors												
677YJX	Ford	Van	2005	1FBSS31L05HA98697	4	1	As needed	As needed	Fair	Senior	NR	NR
656YEN	Dodge	Van	2016	2C4RDGBG6GR335200	6	0	M-F	7 hrs	Good	Senior	NR	NR
OF2423	Dodge	Van	2016	2C4RDGBG3GR335199	6	0	M-F	7 hrs	Good	Senior	NR	NR
164YSF	Ford	Van	2013	1FBNE3BL6DDA76888	10	0	M-F	4 hrs	Good	Congregate	NR	NR
OF8815	Ford	Van 350	2008	1FBNE31L78DA73487	10	0	M-F	4 hrs	Good	Congregate	NR	NR
OD6415	Ford	Van	2006	1FBNE31L76DA43824	10	0	As needed	As needed	Fair	Congregate	NR	NR
The Carr Center												
3	Dodge	Grand Caravan	2006	2D4GP44LX6R16392	4	1	M-F	6:00a-6:00p	Good	SEAT IT NEMT	97,945	2/20/19
2	Ford XL	E-150	2010	1FMNE1BW1ADA10475	4	1	M-F	6:00a-6:00p	Good	SEAT Contract OOT NEMT	86,681	6/3/19
1	Ford	Bus	2013	1FD4E4FL8DDA50806	12	2	M-F	6:00a-6:00p	Good	Adult Day Health Care	29,687	5/13/19
Allwell Behavioral Health												
5	Ford	E-250	2009	1FTNS24L49DA24971	12	0	M-F	8am-5pm	Good	Day Treatment	NR	NR
10	Dodge	Van	2005	1D4GP25BX5B436532	8	0	M-F	8am-5pm	Good	CPST	NR	NR
11	Ford	E-350	2010	1FBSS3BL9ADA25442	12	0	M-F	8am-5pm	Good	Day Treatment	NR	NR

Veh #	Make	Model	Year	Vin #	Seating Capacity	WC Capacity	Service Days	Service Hours	Vehicle Condition	Program Assigned	Odometer Reading	Date of Odometer Reading
16	Ford	Van	2013	1FBNE3BLXDDA52562	8-15	0	Intermittent	8am-5pm	Good	Day Treatment	NR	NR
South East Area Transit (SEAT)												
273	Ford	LTV	2007	1FDXE45S67DB21129	12	2	Mon-Fri	6am-6pm	4	5311	203,072	6/28/19
281	Ford	LTV	2008	1FD4E45S58DB51386	12	2	Mon-Fri	6am-6pm	4	5311	215,972	6/28/19
1034	Dodge	MV	2010	2D4RN4DE4AR133098	4	1	Mon-Fri	6am-6pm	4	5311	135,157	6/28/19
1041	Ford	LTV	2010	1F1E4FS0ADA48874	12	2	Mon-Fri	6am-6pm	4	5311	210,518	6/28/19
1042	Ford	LTV	2010	1F1E4FS2ADA48875	12	2	Mon-Fri	6am-6pm	4	5311	255,381	6/28/19
1043	Ford	LTV	2010	1F1E4FS4ADA48876	12	2	Mon-Fri	6am-6pm	4	5311	247,923	6/28/19
1044	Ford	LTV	2010	1F1E45SX9DA92359	16	2	Mon-Fri	6am-6pm	4	5311	213,712	6/28/19
1046	Ford	LTV	2010	1F1E4FS8ADA55507	16	2	Mon-Fri	6am-6pm	4	5311	214,183	6/28/19
1201	Ford	LTV	2012	1FDE4FS5CDA32513	16	2	Mon-Fri	6am-6pm	4	5311	128,692	6/28/19
1301	Ford	LTV	2013	1F1E4FS3DDA59565	16	2	Mon-Fri	6am-6pm	4	5311	156,276	6/28/19
1401	Ford	Van	2014	1FTDS3EL1EDA48848	6	1	Mon-Fri	6am-6pm	4	5311	87,615	6/28/19
1402	Ford	LTV	2014	1F1E4FS1EDA41079	16	2	Mon-Fri	6am-6pm	4	5311	158,587	6/28/19
1403	Ford	LTV	2014	1F1E4FS8EDA83619	16	2	Mon-Fri	6am-6pm	4	5311	173,251	6/28/19
1404	Ford	LTV	2014	1F1E4FS7EDB10857	16	2	Mon-Fri	6am-6pm	4	5311	142,321	6/28/19
1501	Ford	LTV	2015	1F1E4FS2GDC10965	16	2	Mon-Fri	6am-6pm	4	5311	108,941	6/28/19
1502	Ford	LTV	2015	1FDEE3FL2GDC12374	12	2	Mon-Fri	6am-6pm	4	5311	76,918	6/28/19
1601	Ford	LTV	2016	1F1E4FS0GDC41129	16	2	Mon-Fri	6am-6pm	4	5311	100,225	6/28/19
1602	Ford	LTV	2016	1F1E4FS9GDC53456	16	2	Mon-Fri	6am-6pm	4	5311	103,611	6/28/19
1701	Ford	LTV	2017	1F1E4FS8HDC37802	16	2	Mon-Fri	6am-6pm	5	5311	67,157	6/28/19
1702	Ford	LTV	2017	1F1E4FS1HDC37804	16	2	Mon-Fri	6am-6pm	5	5311	62,956	6/28/19
1703	Ford	Transit	2017	1FTYR2CM4HKB54455	4	1	Mon-Fri	6am-6pm	5	5311	45,147	6/28/19
1801	Ford	LTV	2018	1FD4E4FS2JDC20869	16	2	Mon-Fri	6am-6pm	5	5311	34,192	6/28/19
1802	Ford	LTV	2018	1FD4E4FS8JDC20875	16	2	Mon-Fri	6am-6pm	5	5311	20,160	6/28/19
1803	Ford	Transit	2018	1FTYR2CM6JKB21950	4	1	Mon-Fri	6am-6pm	5	5311	10,117	6/28/19

TUSCARAWAS COUNTY

Veh #	Make	Model	Year	Vin #	Seating Capacity	WC Capacity	Service Days	Service Hours	Vehicle Condition	Program Assigned	Odometer Reading	Date of Odometer Reading
Tuscarawas County Senior Center												
661	Dodge	MMV	2017	2C7WDGBG1HR718582	6	2	M-F	8:15 am-3:45 pm	Excellent	SC Transportation	19,249	04/09/19
660	Dodge	MMV	2017	2C7WDGBG1HR718565	6	2	M-F	8:15 am-3:45 pm	Excellent	SC Transportation	21,573	04/09/19
658	Dodge	MMV	2017	2C7WDGBG5HR562885	6	2	M-F	8:15 am-3:45 pm	Very Good	SC Transportation	33,744	04/09/19
657	Dodge	MMV	2017	2C7WDGBG6HR562863	6	2	M-F	8:15 am-3:45pm	Very Good	SC Transportation	33,600	04/09/19
656	Dodge	MMV	2017	2C7WDGBG6HR562877	6	2	M-F	8:15 am-3:45pm	Very Good	SC Transportation	32,270	04/09/19
655	Dodge	MMV	2016	2C7WDGBG5GR202885	6	2	M-F	8:15 am-3:45pm	Good	SC Transportation	64,341	04/09/19
654	Dodge	MMV	2016	2C7WDGBG5GR202854	6	2	M-F	8:15 am-3:45pm	Good	SC Transportation	52,420	04/09/19
653	Dodge	MMV	2015	2C7WSGBG2FR634395	6	2	M-F	8:15 am-3:45pm	Good	SC Transportation	60,427	04/09/19
652	Dodge	MMV	2014	2C7WDGBG4ER261228	6	2	M-F	8:15 am-3:45 pm	Fair	SC Transportation	101,128	04/09/19
651	Dodge	MMV	2014	2C7WDGBG2ER261227	6	2	M-F	8:15 am-3:45pm	Fair	SC Transportation	99,398	04/09/19
650	Dodge	MMV	2014	2C7WDGBG0ER261226	6	2	M-F	8:15 am-3:45 pm	Fair	SC Transportation	90,081	04/09/19
648	Dodge	MMV	2014	2C7WDGBG9ER261225	6	2	M-F	8:15 am-3:45 pm	Fair	SC Transportation	97,030	04/09/19
647	Dodge	MMV	2013	2C4RDGBG0DR617523	7	2	M-F	8:15 am-3:45 pm	Poor	SC Transportation	133,152	04/09/19
646	Dodge	MMV	2013	2C4RDGBG9DR617522	7	2	M-F	8:15 am-3:45 pm	Poor	SC Transportation	120,396	04/09/19
645	Ford	CV	2012	1FTDS3ELOCDA67548	10	1	M-F	8:15 am-3:45	Poor	SC	119,814	04/09/19

Veh #	Make	Model	Year	Vin #	Seating Capacity	WC Capacity	Service Days	Service Hours	Vehicle Condition	Program Assigned	Odometer Reading	Date of Odometer Reading
								pm		Transportation		
643	Dodge	MMV	2012	2C4RDGBG3CR180728	7	2	M-F	8:15 am-3:45 pm	Poor	SC Transportation	150,787	04/09/19
642	Dodge	MMV	2012	2C4RDGBG1CR180727	7	2	T & TH; Sat	8am – 4pm; 1:30pm –8:00pm	Poor	SC Transportation	158,514	04/09/19
641	Ford	CV	2011	1FTDS3EL0BDA22866	14	0	M-F	8:15 am-3:45 pm	Poor	SC Transportation	127,339	04/09/19
639	Dodge	MMV	2011	2D4RN4DE2AR455044	7	2	M-F	8:15 am-3:45 pm	Poor	SC Transportation	169,131	04/09/19
638	Dodge	MMV	2011	2D4RN4DE2AR455030	7	2	M-F	8:15 am-3:45 pm	Poor	SC Transportation	163,847	04/09/19
637	Ford	CV	2010	1FTDS3EL8ADA10978	10	1	Depends on Schedule	As Needed	Poor	SC Activities Program	165,727	04/09/19
627	Chevy	Mini	2006	1D4GP24R66B637795	7	0	Depends on Schedule	As Needed	Poor	SC Activities Program	178,020	04/09/19
626	Ford	CV	2005	1FTSS34L75HB19939	14	0	Depends on Schedule	As Needed	Poor	SC Activities Program	165,464	04/09/19
Society for Equal Access (SEA)												
4	Dodge	Caravan	2013	617540	4	1	M-S	As needed	Good	SEA Transportation	157,458	3/21/19
5	Dodge	Caravan	2010	293913	7	0	M-S	As needed	Good	SEA Transportation	282,777	3/21/19
7	Dodge	Caravan	2010	323786	7	0	M-S	As needed	Good	SEA Transportation	294,377	3/21/19
8	Chevy	Uplander	2008	198935	4	1	M-S	As needed	Fair	SEA Transportation	235,538	3/21/19
10	Dodge	Caravan	2011	788622	7	0	M-S	As needed	Good	SEA Transportation	290,187	3/21/19
11	Dodge	Caravan	2011	788620	7	0	M-S	As needed	Good	SEA Transportation	286,300	3/21/19

Veh #	Make	Model	Year	Vin #	Seating Capacity	WC Capacity	Service Days	Service Hours	Vehicle Condition	Program Assigned	Odometer Reading	Date of Odometer Reading
14	Ford	F-350	2008	B35059	2	2	M-S	As needed	Good	SEA Transportation	175,500	3/21/19
15	Chevy	Uplander	2005	145939	12	0	M-S	As needed	Good	SEA Transportation	172,925	3/21/19
17	Chevy	Uplander	2008	206665	4	1	M-S	As needed	Good	SEA Transportation	247,946	3/21/19
18	Chevy	Uplander	2007	171982	6	1	M-S	As needed	Good	SEA Transportation	144,000	3/21/19
19	Dodge	Caravan	2011	788621	7	0	M-S	As Needed	Good	SEA Transportation	231,900	3/21/19
20	Chevy	Uplander	2008	207523	6	0	M-S	As Needed	Very Good	SEA Transportation	104,437	3/19/19
22	Ford	Econoline	2009	A25589	6	1	M-S	As needed	Good	SEA Transportation	160,100	3/19/19
26	Ford	Supreme	2011	A22865	12	0	M-S	As needed	Good	SEA Transportation	146,400	3/19/19
27	Dodge	Caravan	2012	180715	4	1	M-S	As needed	Good	SEA Transportation	191,762	3/21/19
28	Dodge	Caravan	2012	180713	4	1	M-S	As needed	Good	SEA Transportation	195,706	3/21/19
29	Dodge	Caravan	2012	180714	4	1	M-S	As needed	Good	SEA Transportation	192,694	3/21/19
30	Ford	E- Series	2012	A67547	6	1	M-S	As needed	Very Good	SEA Transportation	108,807	3/19/19
31	Ford	E-Series	2013	B02007	12	0	M-S	As needed	Very Good	SEA Transportation	123,896	3/21/19
32	Dodge	Caravan	2014	319575	4	1	M-S	As needed	Very Good	SEA Transportation	140,768	3/21/19
33	Dodge	Caravan	2014	319577	4	1	M-S	As needed	Very Good	SEA Transportation	141,382	3/21/19

Veh #	Make	Model	Year	Vin #	Seating Capacity	WC Capacity	Service Days	Service Hours	Vehicle Condition	Program Assigned	Odometer Reading	Date of Odometer Reading
35	Dodge	Caravan	2016	125140	4	1	M-S	As needed	Excellent	SEA Transportation	89,033	3/21/19
36	Dodge	Caravan	2016	313718	4	1	M-S	As needed	Excellent	SEA Transportation	93,346	3/21/19
37	Dodge	Caravan	2016	386921	3	2	M-S	As needed	Excellent	SEA Transportation	50,921	3/21/19
38	Dodge	Caravan	2016	366255	3	2	M-S	As needed	Excellent	SEA Transportation	49,882	3/21/19
39	Dodge	Caravan	2016	386919	3	2	M-S	As needed	Excellent	SEA Transportation	47,483	3/21/19
40	Dodge	Caravan	2016	224604	6	0	M-S	As Needed	Excellent	SEA Transportation	73,311	3/21/19
41	Dodge	Caravan	2016	352619	6	0	M-S	As Needed	Excellent	SEA Transportation	70,016	3/21/19
42	Dodge	Caravan	2017	808709	4	1	M-S	As Needed	Excellent	SEA Transportation	19,313	3/21/19
44	Dodge	Caravan	2019	607265	4	1	M-S	As Needed	Excellent	SEA Transportation	5,662	3/21/19
45	Dodge	Caravan	2018	363601	3	2	M-S	As Needed	Excellent	SEA Transportation	4,103	3/21/19
46	Dodge	Caravan	2018	363315	3	2	M-S	As Needed	Excellent	SEA Transportation	41	3/21/19
Horizons of Tuscarawas Rural Public Transportation												
22	Dodge	Caravan	2013	2C4RDGBG5DR617520	6	1	M-Sat Sun	6am/11pm 7am-2pm	Good	Rural Transit	295,148	3/22/19
27	Dodge	Caravan	2013	2C4RDGBG4DR710156	6	1	M-Sat Sun	6am/11pm 7am-2pm	Good	Rural Transit	331,922	3/22/19
28	Dodge	Caravan	2013	2C4RDGBG6DR710157	6	1	M-Sat Sun	6am/11pm 7am-2pm	Good	Rural Transit	285,836	3/22/19
29	Ford	Econoline	2005	1FTSS34L45HB49352	7	1	M-Sat	6am/11pm	Fair	Rural Transit	335,781	03/22/19

Veh #	Make	Model	Year	Vin #	Seating Capacity	WC Capacity	Service Days	Service Hours	Vehicle Condition	Program Assigned	Odometer Reading	Date of Odometer Reading
							Sun	7am-2pm				
30	Ford	Club Wagon	1998	1FBSS31L3WHA92250	13	0	M-Sat Sun	6am/11pm 7am-2pm	Fair	Rural Transit	261,792	03/22/19
34	Dodge	Caravan Mini	2014	2C7WDGBG3ER319748	4	1	M-Sat Sun	6am/11pm 7am-2pm	Very Good	Rural Transit	254,849	02/14/19
37	Ford	Club Wagon	1994	1FBH31H2RHB58806	11	0	M-Sat Sun	6am/11pm 7am-2pm	Fair	Rural Transit	147,307	03/22/19
38	Dodge	Caravan Mini	2015	2C7WDGBG3FR634423	4	1	M-Sat Sun	6am/11pm 7am-2pm	Good	Rural Transit	189,364	03/22/19
39	Dodge	Caravan Mini	2015	2C7WDGBG3FR634406	4	1	M-Sat Sun	6am/11pm 7am-2pm	Good	Rural Transit	217,479	03/22/19
42	GMC	Savanna G3500	2008	1GJHG35K381201125	11	0	M-Sat Sun	6am/11pm 7am-2pm	Fair	Rural Transit	258,764	02/27/19
43	Dodge	Caravan Mini	2016	2C7WDGBG9GR202873	6	1	M-Sat Sun	6am/11pm 7am-2pm	Very Good	Rural Transit	218,269	03/22/19
44	Dodge	Caravan Mini	2016	2C7WDGBG4GR202876	6	1	M-Sat Sun	6am/11pm 7am-2pm	Very Good	Rural Transit	202,309	03/22/19
47	Ford	Champion	2016	1FDDE4FS6GDC50241	11	6	M-Sat Sun	6am/11pm 7am-2pm	Very Good	Rural Transit	146,893	03/22/19
48	Ford	Champion	2016	1FDDE4FS6GDC50241	11	6	M-Sat Sun	6am/11pm 7am-2pm	Very Good	Rural Transit	106,429	03/22/19
49	Dodge	Caravan Mini	2017	2C7WDGBGXHR562882	6	1	M-Sat Sun	6am/11pm 7am-2pm	Very Good	Rural Transit	152,008	03/22/19
51	Ford	E350	2018	1FDEE3FS1HDC77788	14	2	M-Sat Sun	6am/11pm 7am-2pm	Very Good	Rural Transit	56,572	03/22/19
52	Ford	E350	2018	1FDEE3FS3FDC70891	14	2	M-Sat Sun	6am/11pm 7am-2pm	Very Good	Rural Transit	53,493	03/22/19
53	Ford	Bus	2019	1FDEE3FS3KDC02341	9	2	M-Sat	6am/11pm	Very Good	Rural Transit	3,101	03/22/19

Veh #	Make	Model	Year	Vin #	Seating Capacity	WC Capacity	Service Days	Service Hours	Vehicle Condition	Program Assigned	Odometer Reading	Date of Odometer Reading
							Sun	7am-2pm				
54	Ford	Bus	2019	1FDEE3FS5KDC02342	9	2	M-Sat Sun	6am/11pm 7am-2pm	Very Good	Rural Transit	4,845	03/22/19
62	Dodge	Caravan Mini	2013	2C4RDGBG9DR617519	6	1	M-Sat Sun	6am/11pm 7am-2pm	Fair	Rural Transit	325,647	03/22/19
Tuscarawas County Job & Family Services												
1	Chevy	Impala	2007	N/A	3	0	M-F	7am-3:30 pm	Good	NEMT	120,791	04/12/19
2	Dodge	Grand Caravan	2014	N/A	5	0	M-F	7am-3:30 pm	Good	NEMT	90,629	04/12/19
4	Dodge	Grand Caravan	2018	N/A	5	0	M-F	7am-3:30 pm	Good	NEMT	16,126	04/12/19
6	Dodge	Grand Caravan	2010	N/A	5	0	M-F	7am-3:30 pm	Good	NEMT	78,695	04/12/19
CMH												
1	Ford	Econ E350	2009	1FTDS34L99DA25566	11	0	M-Th	7:30 am- 1:30pm	Fair	Partial Hospitalization	98,810	04/04/19
2	Ford	Passenger	2010	1FTDSEL6ASA10977	13	0	M-Th	7:30 am- 1:30pm	Good	Partial Hospitalization	76,186	03/28/19

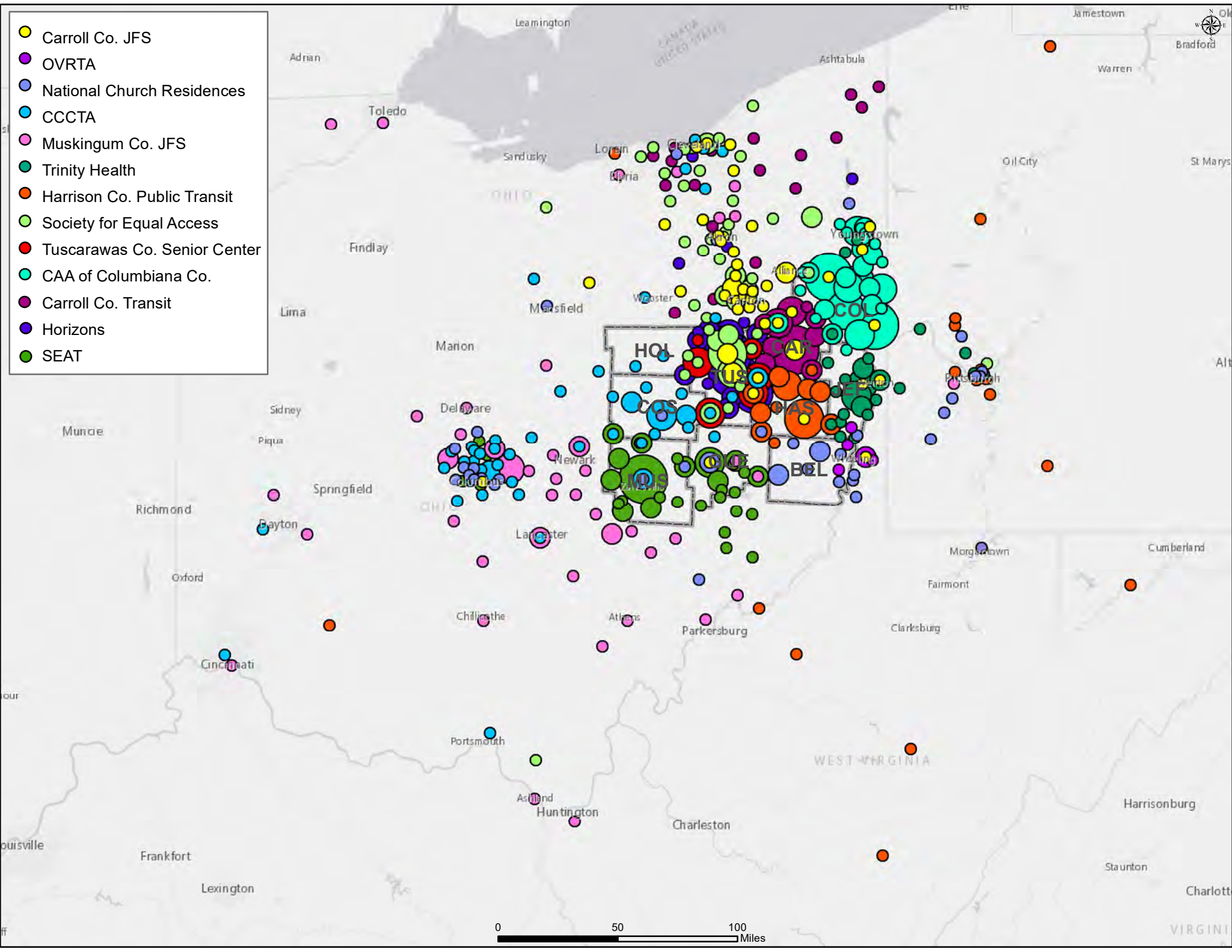
Appendix F.

Origin-Destination Maps by Agency

2017 and 2023 comparisons

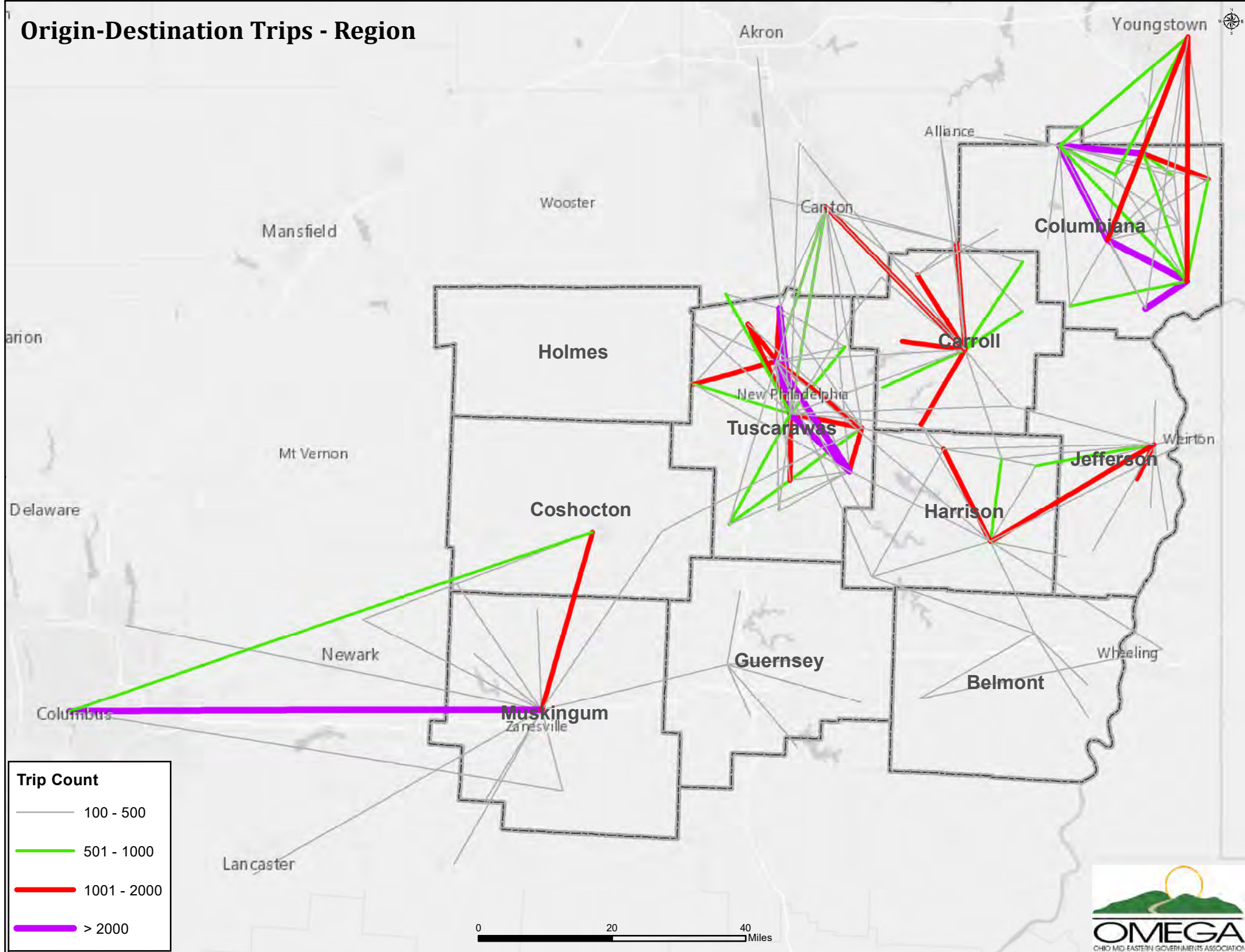
Provider/Agency	Map Type	WebApp Link
REGIONAL Destination Points Map	Destination Points	https://arcg.is/1y8GS5
REGIONAL Origin-Destination Line Map	Line Segments	https://arcg.is/1KXe5i
REGIONAL Buffers Map	Destination Points + Buffer Zones	https://arcg.is/0jfrKS
CAA of Columbiana County	Destination Points + Lines (Major Trips)	https://arcg.is/0qeSaW
Carroll County JFS	Destination Points + Lines (Major Trips)	https://arcg.is/1KfOnu
Carroll County Transit	Destination Points + Lines (Major Trips)	https://arcg.is/TD9r8
CCCTA	Destination Points + Lines (Major Trips)	https://arcg.is/18T5iL
EORTA/OVRTA	Destination Points + Lines (Major Trips)	https://arcg.is/19WrTO
Guernsey Senior	N/A	<i>No map; same destination for all</i>
Harrison County Public Transit	Destination Points + Lines (Major Trips)	https://arcg.is/OrP0Xe
Horizons	Destination Points + Lines (Major Trips)	https://arcg.is/0CWx8n
Jeffco	N/A	<i>No map; same destination for all</i>
Muskingum County JFS	Destination Points + Lines (Major Trips)	https://arcg.is/1qWbPm
National Church Residences	Destination Points + Lines (Major Trips)	https://arcg.is/Cv9aL
Primetime Office on Aging	Destination Points + Lines (Major Trips)	https://arcg.is/11aXy
Quality Care Partners	Destination Points + Lines (Major Trips)	https://arcg.is/1jmn9L
Society for Equal Access	Destination Points + Lines (Major Trips)	https://arcg.is/1bnLzu
SEAT	Destination Points + Lines (Major Trips)	https://arcg.is/18eTeb
SSOBC	N/A	<i>No map; no data provided</i>
SVRTA	N/A	<i>No map; no data provided</i>
Tuscarawas County Senior Center	Destination Points + Lines (Major Trips)	https://arcg.is/0n8fiX

- Carroll Co. JFS
- OVRTA
- National Church Residences
- CCCTA
- Muskingum Co. JFS
- Trinity Health
- Harrison Co. Public Transit
- Society for Equal Access
- Tuscarawas Co. Senior Center
- CAA of Columbiana Co.
- Carroll Co. Transit
- Horizons
- SEAT



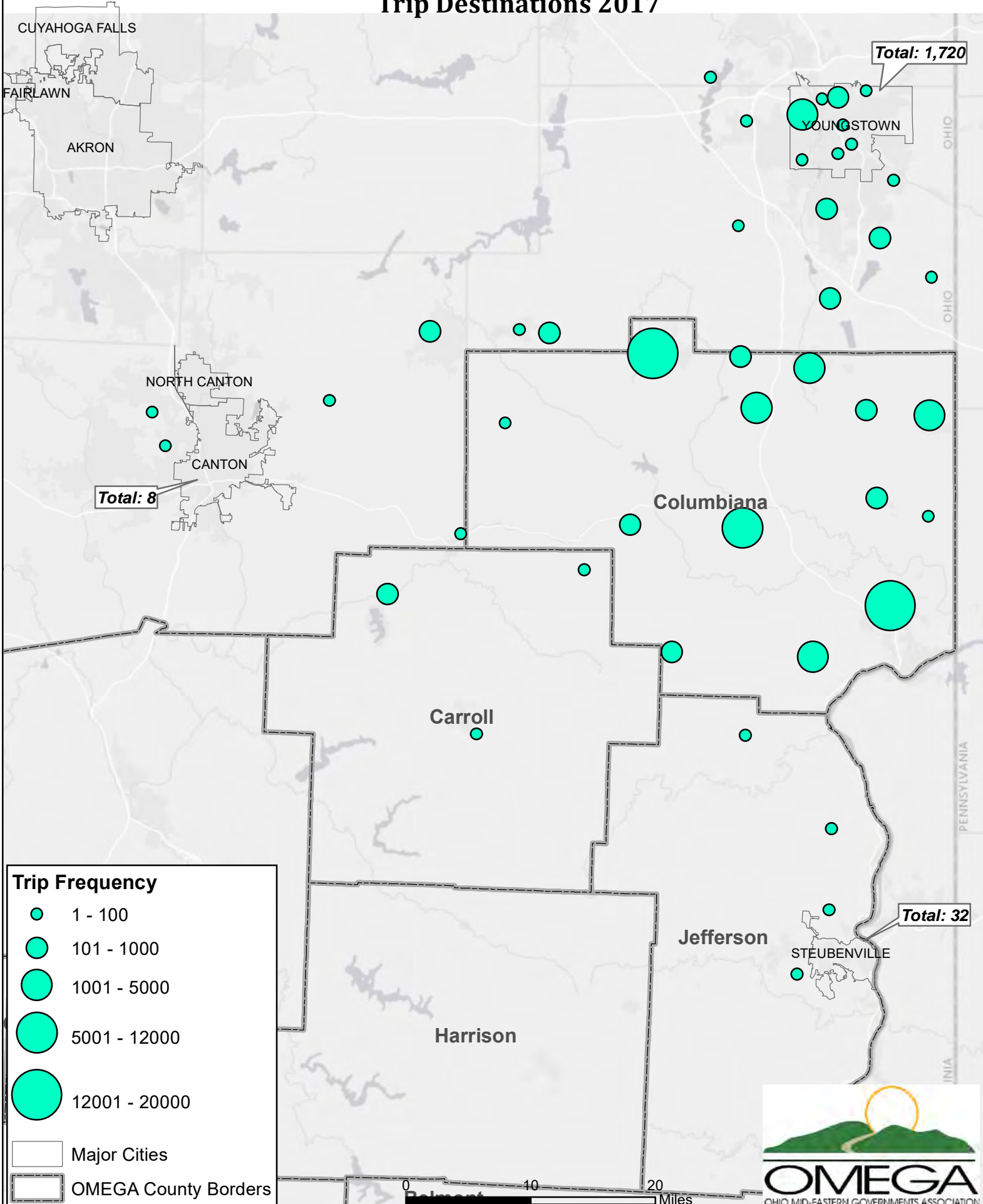
0 50 100 Miles

Origin-Destination Trips - Region



CAA of Columbiana County •

Trip Destinations 2017

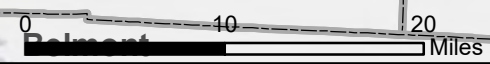


Trip Frequency

- 1 - 100
- 101 - 1000
- 1001 - 5000
- 5001 - 12000
- 12001 - 20000

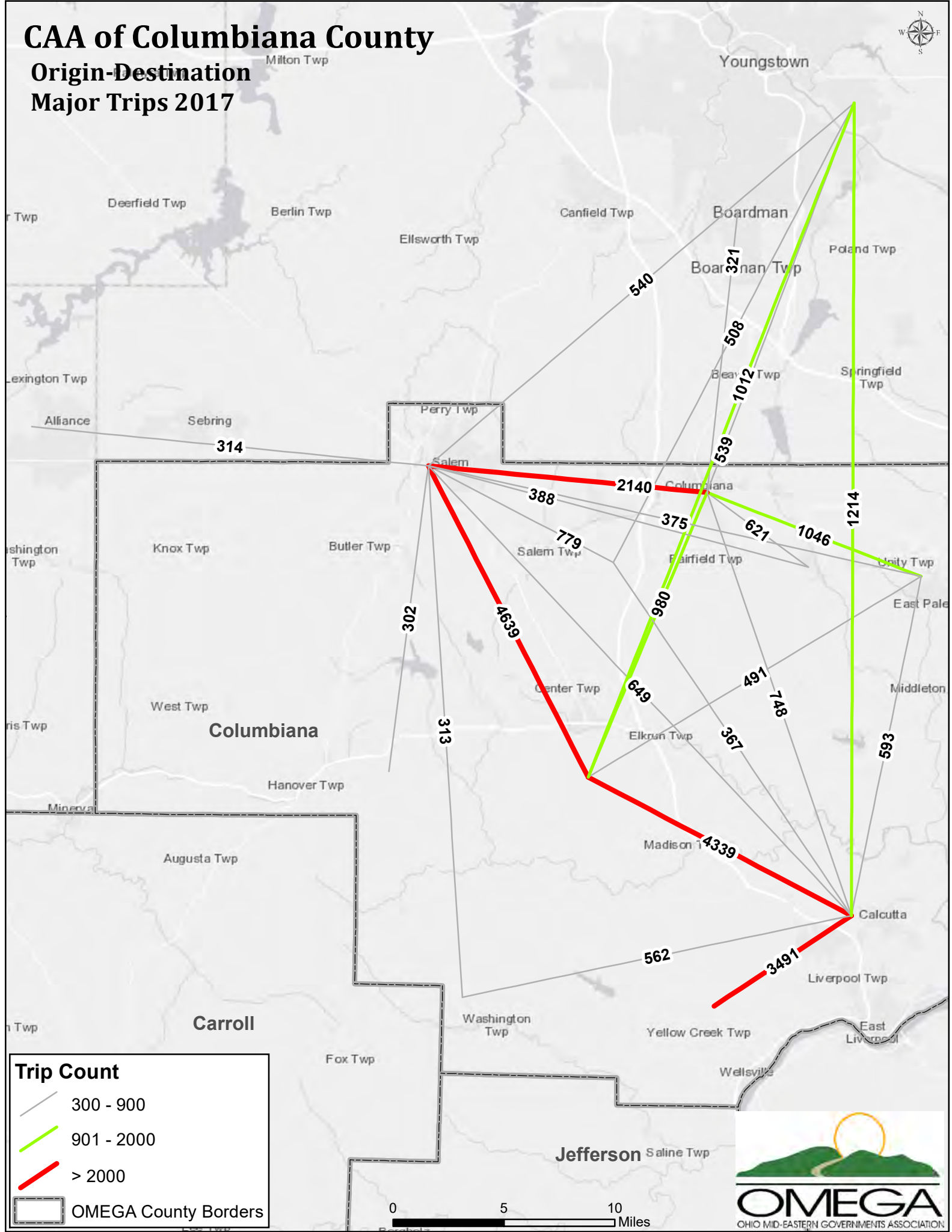
Major Cities

OMEGA County Borders



CAA of Columbiana County


Origin-Destination Major Trips 2017



Trip Count

- 300 - 900
- 901 - 2000
- > 2000

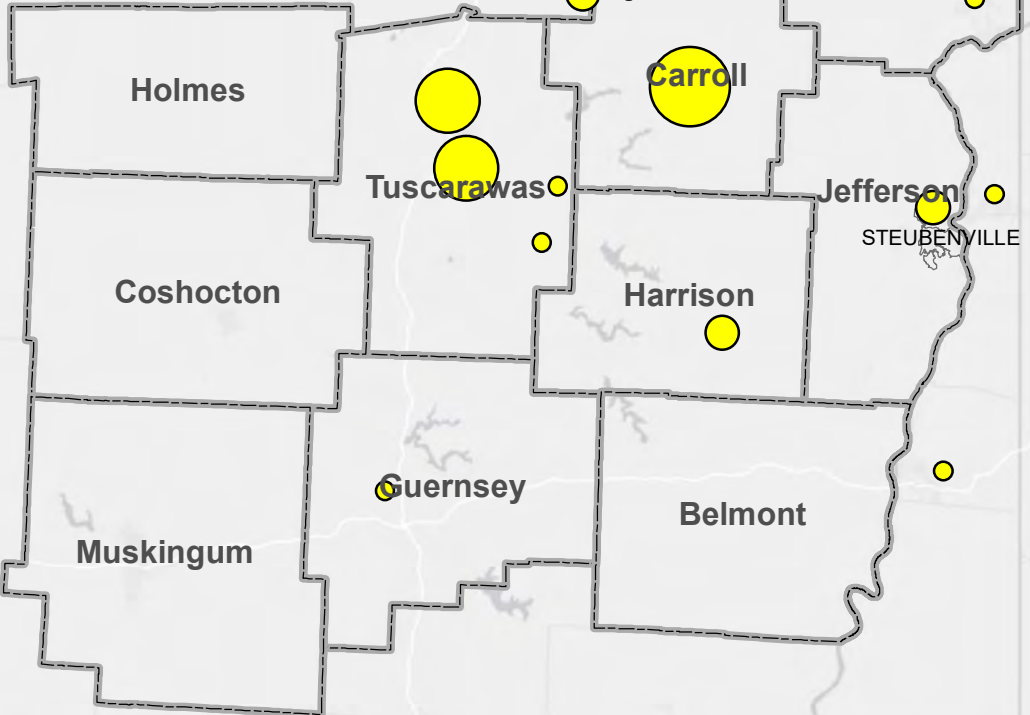
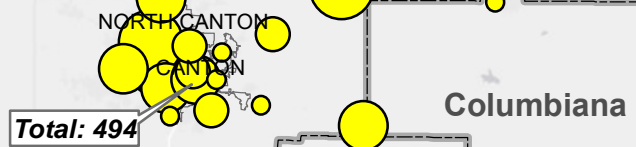
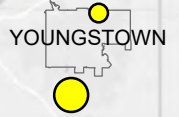
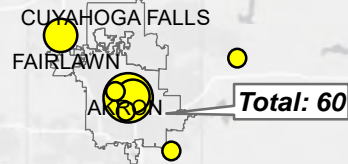
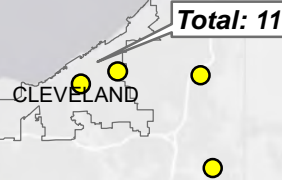
OMEGA County Borders








Carroll County JFS Trip Destinations 2017






OHIO



Trip Frequency

-  1 - 10
-  11 - 30
-  31 - 90
-  91 - 200
-  201 - 510

-  OMEGA County Borders
-  Major Cities



Carroll County JFS Origin-Destination Major Trips 2017



Akron

Alliance

Columbiana

Canton

Carroll

New Philadelphia

Tuscarawas

Jefferson

Harrison

Trip Count

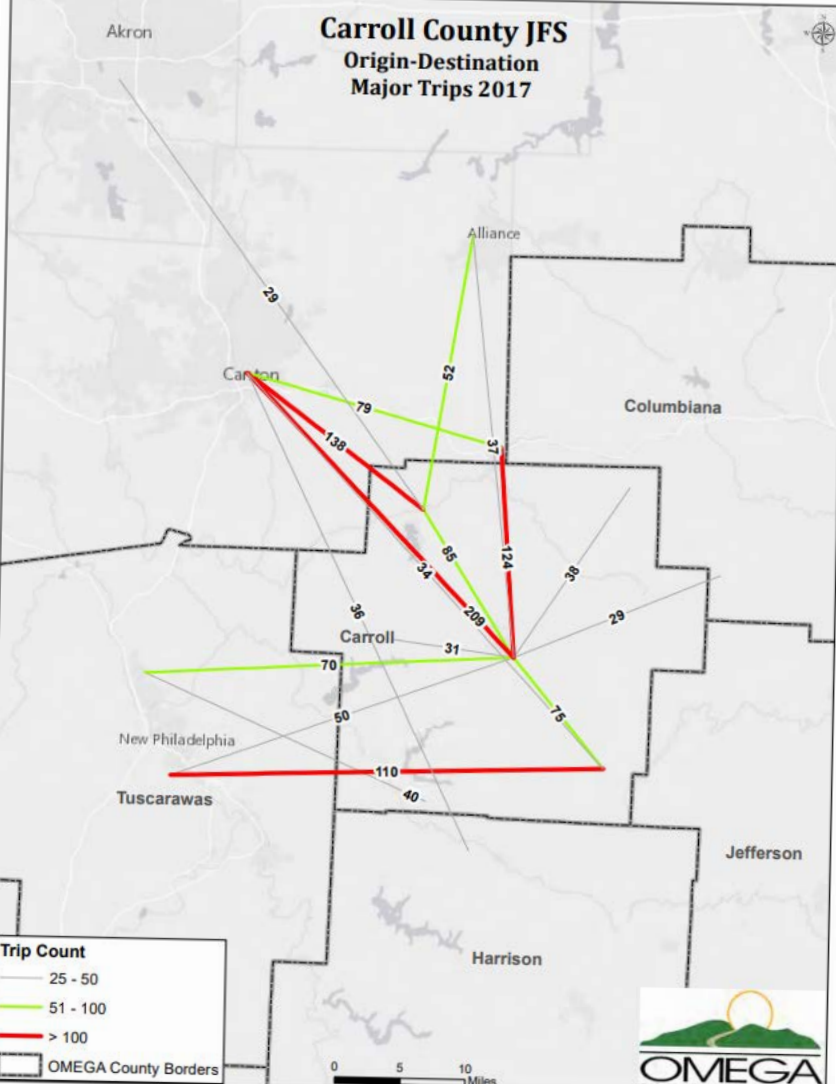
— 25 - 50

— 51 - 100

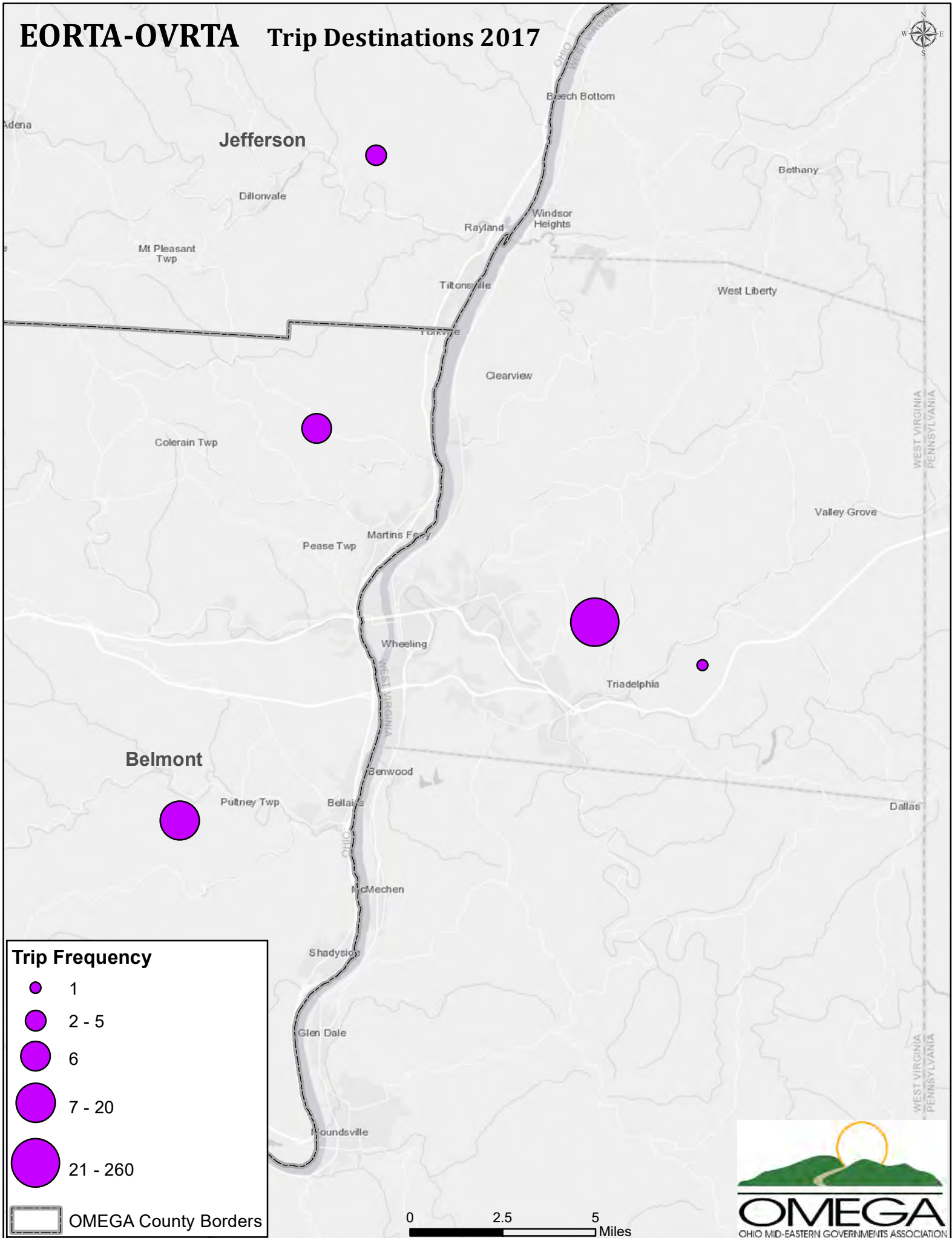
— > 100

— OMEGA County Borders






0 5 10 Miles





EORTA-OVRTA Trip Destinations 2017



Trip Frequency

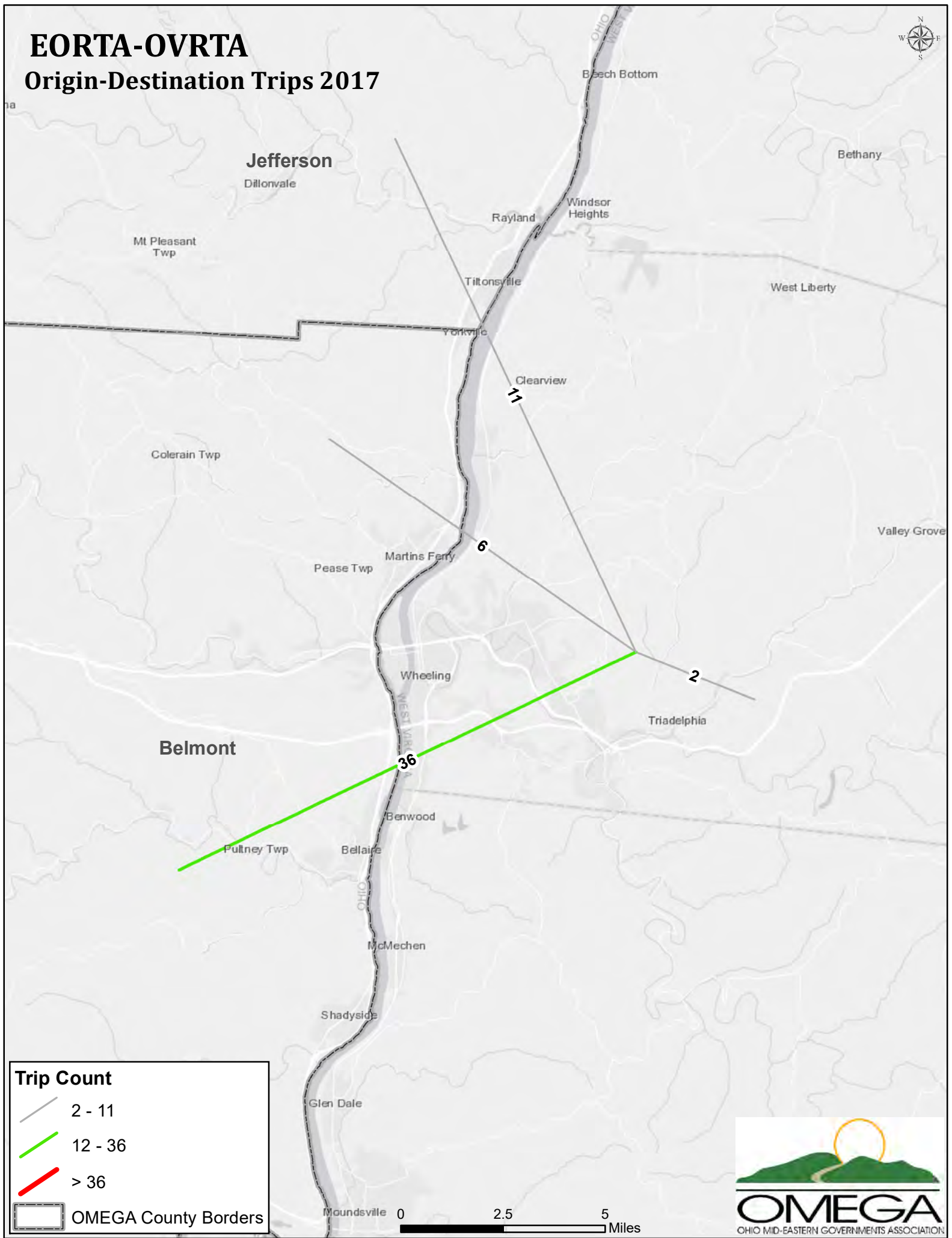
-  1
-  2 - 5
-  6
-  7 - 20
-  21 - 260

 OMEGA County Borders



EORTA-OVRTA


Origin-Destination Trips 2017



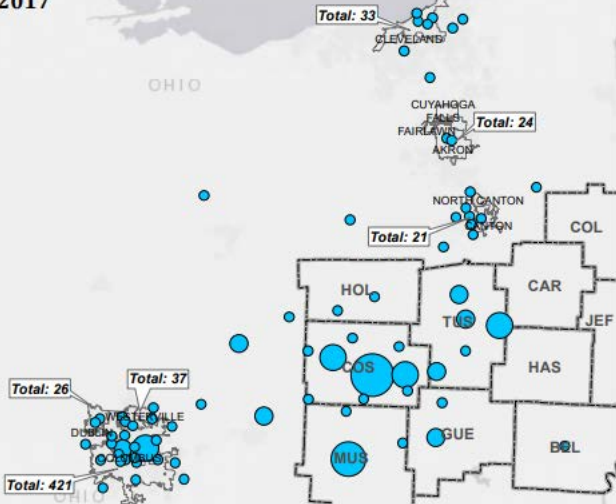
Trip Count

- 2 - 11
- 12 - 36
- > 36

OMEGA County Borders




CCCTA Trip Destinations 2017



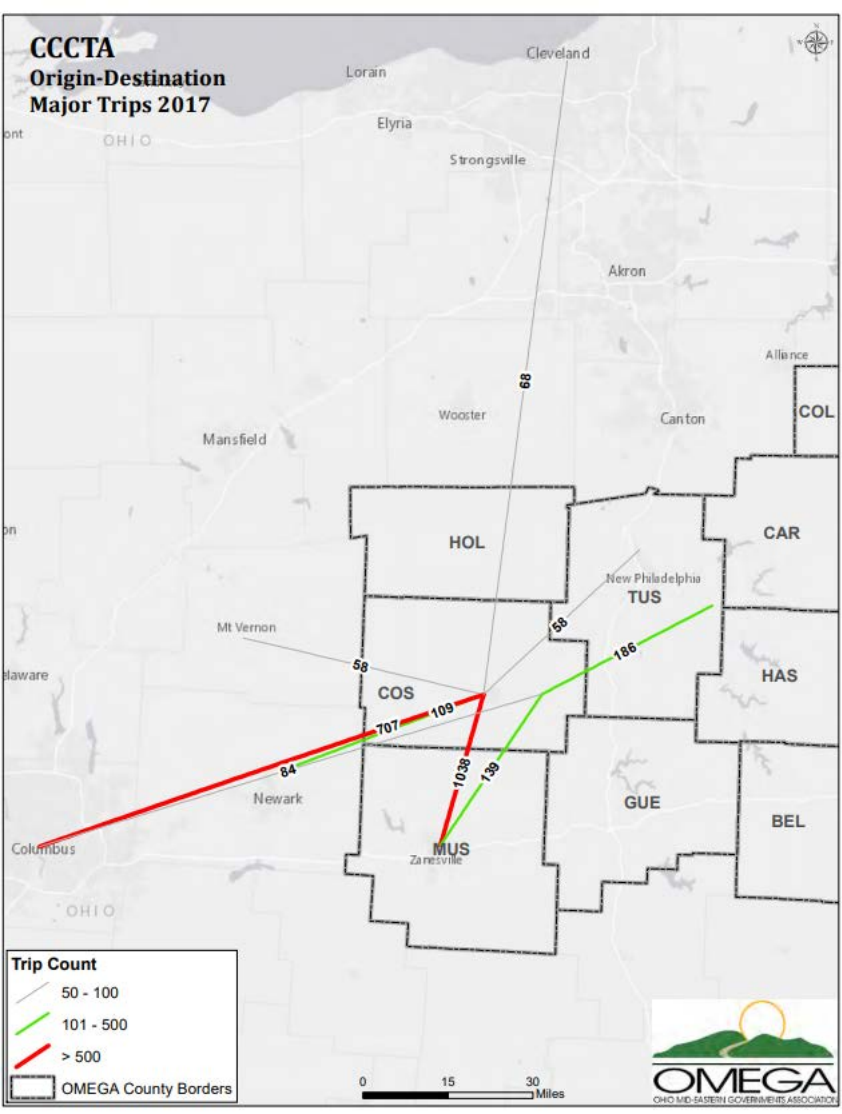
Trip Frequency

- 1 - 30
- 31 - 100
- 101 - 300
- 301 - 700
- 701 - 1300

OMEGA County Borders
 Major Cities



CCCTA Origin-Destination Major Trips 2017

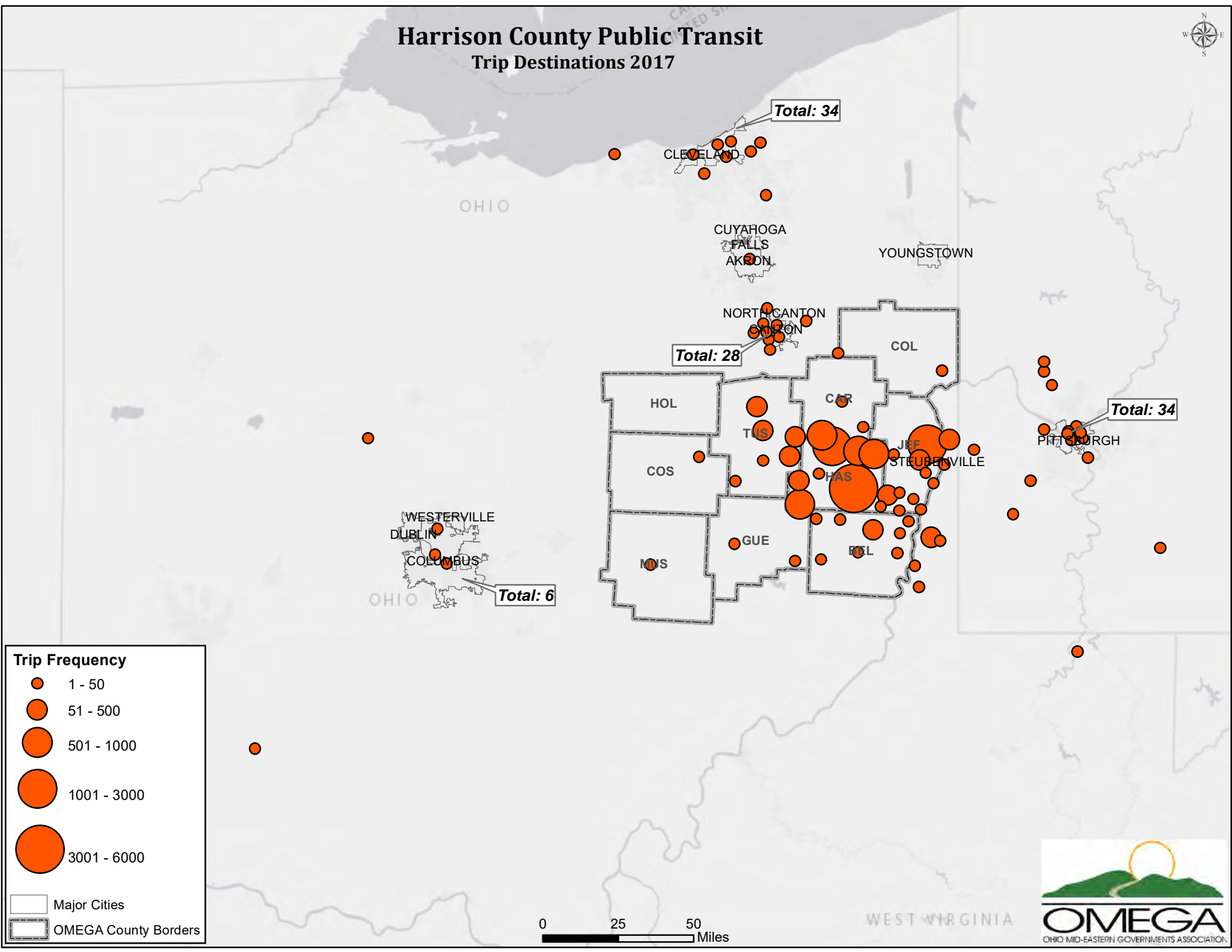


Trip Count






- 50 - 100
- 101 - 500
- > 500
- OMEGA County Borders





Harrison County Public Transit Trip Destinations 2017



Trip Frequency

-  1 - 50
-  51 - 500
-  501 - 1000
-  1001 - 3000
-  3001 - 6000

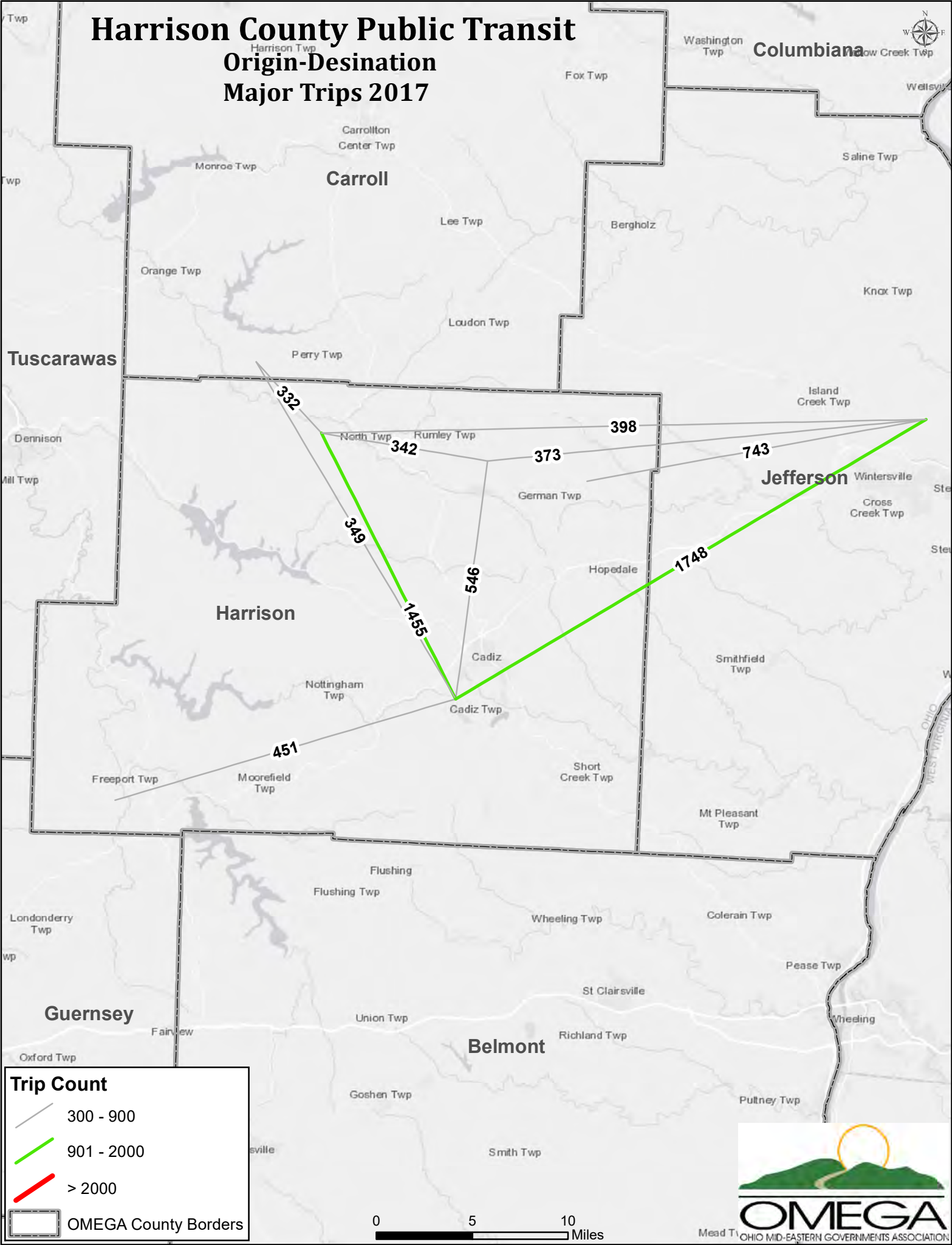
-  Major Cities
-  OMEGA County Borders

0 25 50 Miles

WEST VIRGINIA




Harrison County Public Transit Origin-Destination Major Trips 2017



Trip Count

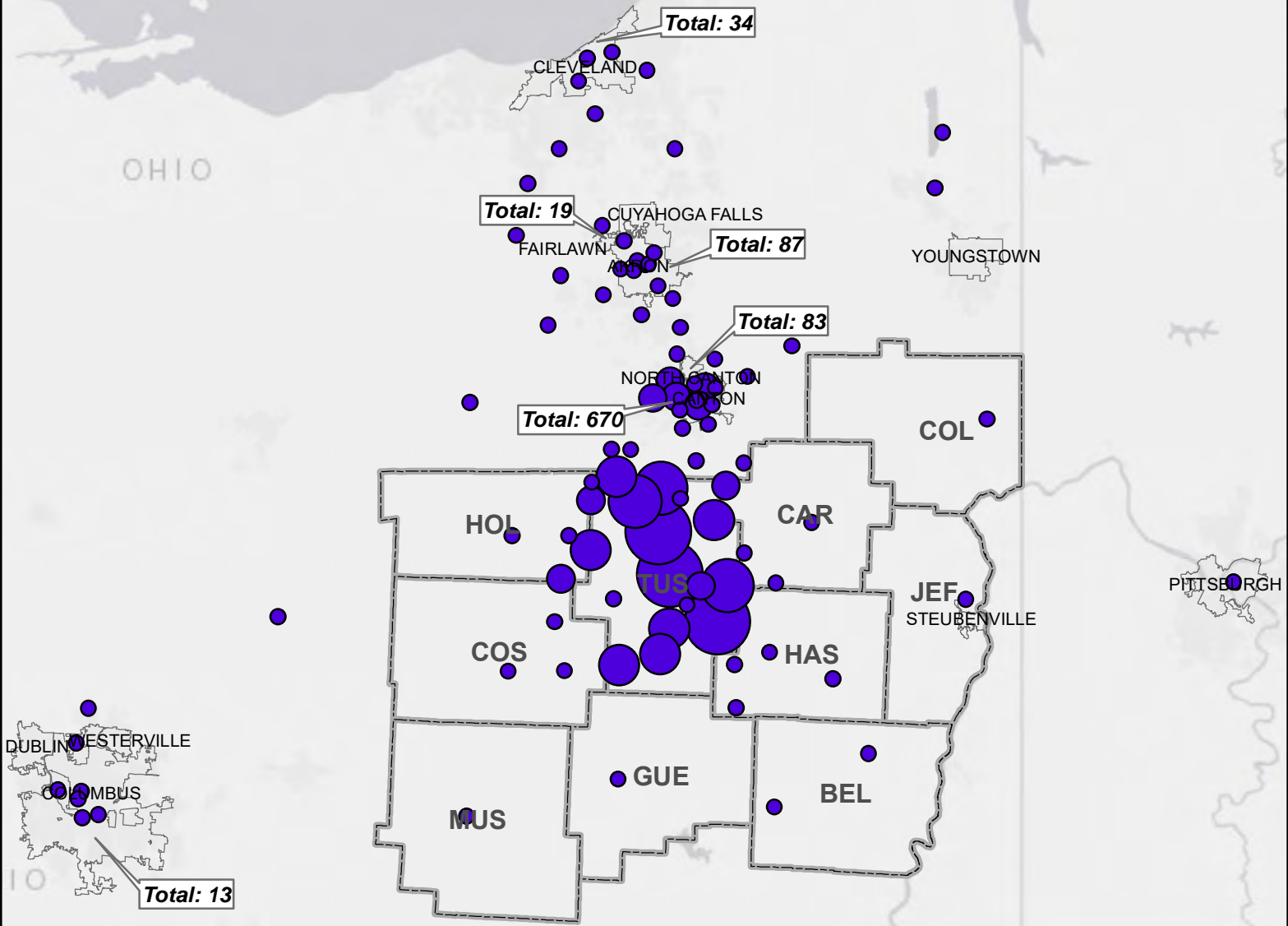
- 300 - 900
- 901 - 2000
- > 2000
- OMEGA County Borders



Horizons Trip Destinations 2017



OHIO

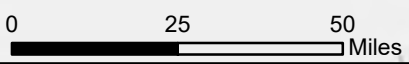


Trip Frequency

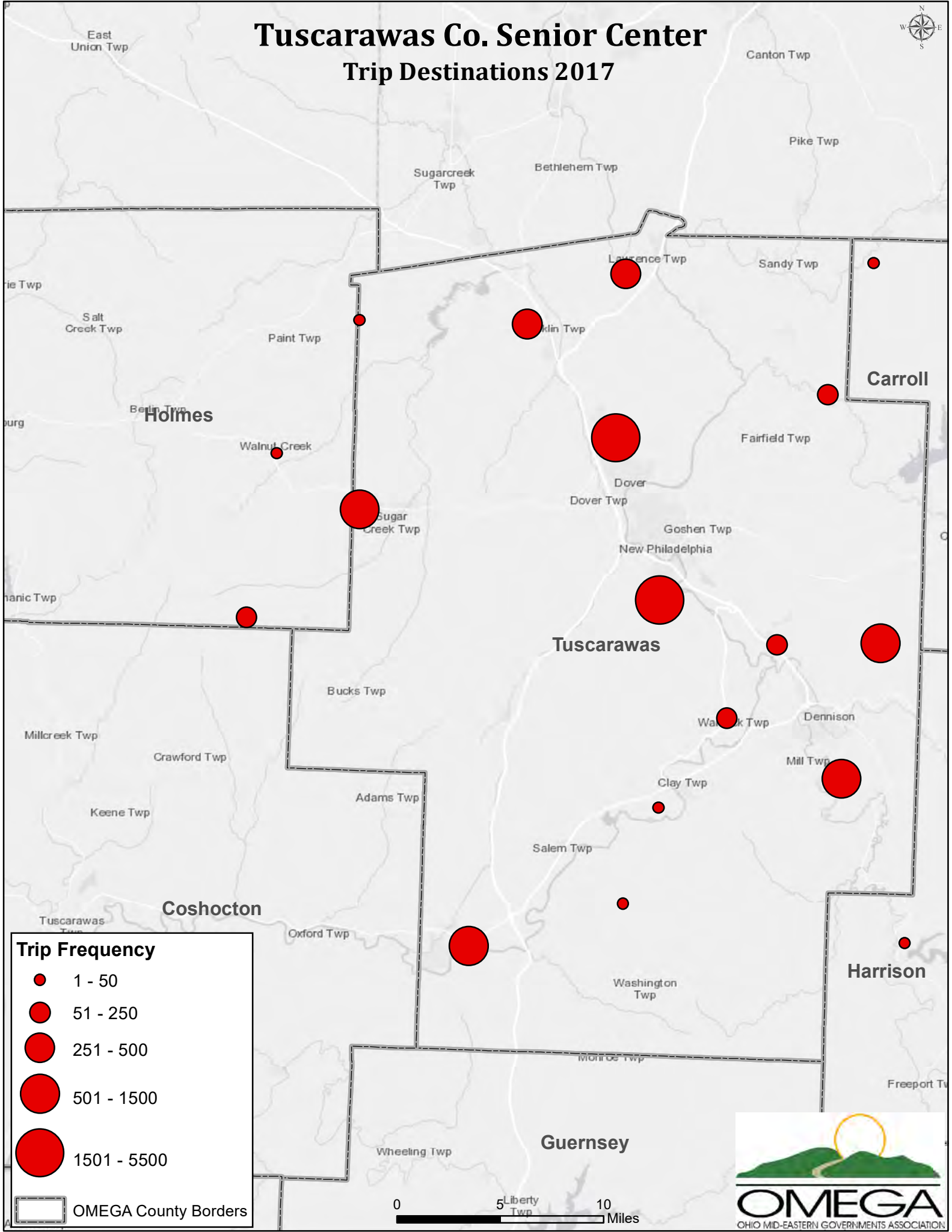
- 1 - 100
- 101 - 300
- 301 - 1500
- 1501 - 4000
- 4001 - 23000

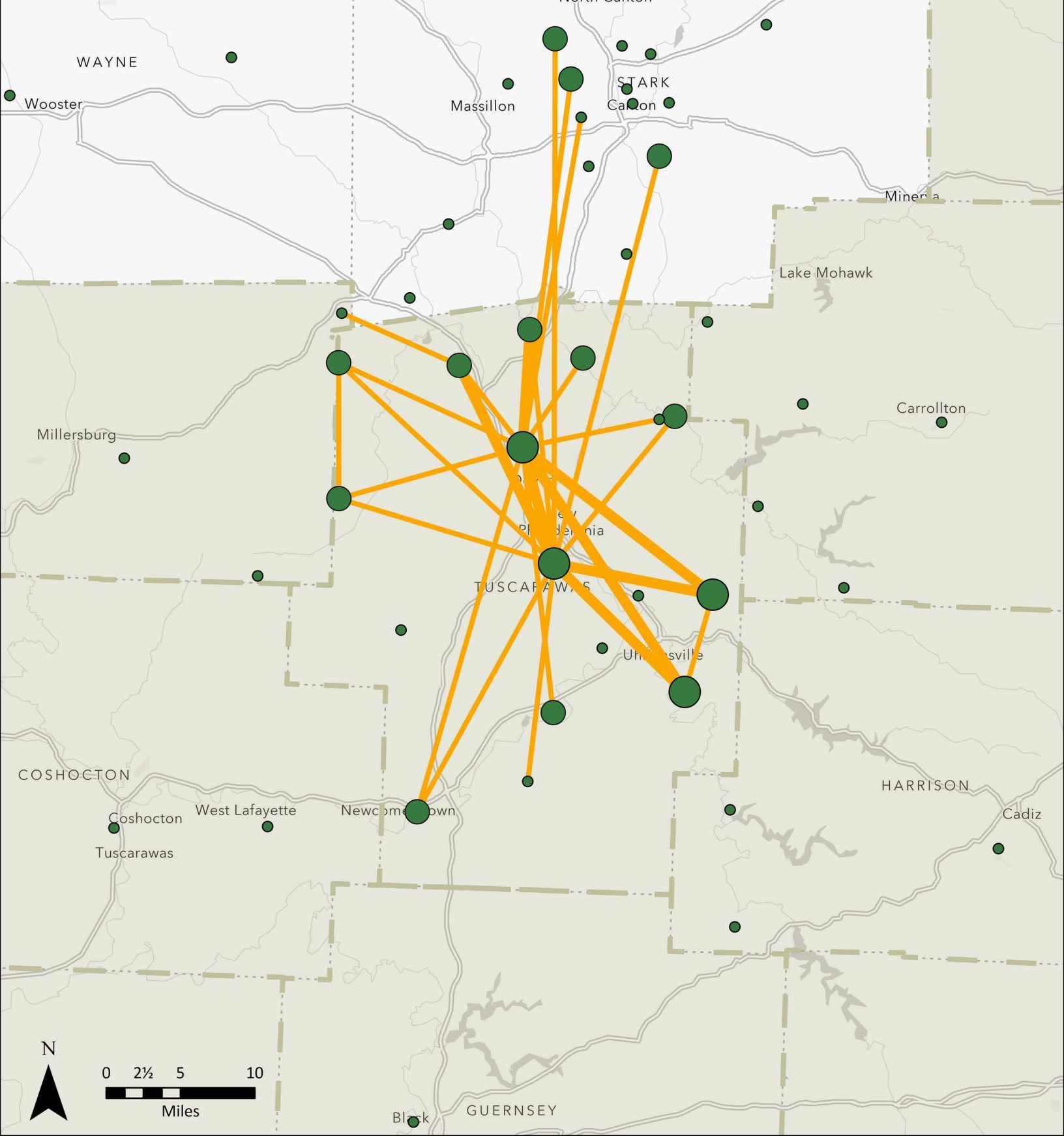
Major Cities

OMEGA County Borders



Tuscarawas Co. Senior Center Trip Destinations 2017





Origin Destinations | Access Tuscarawas, 2023



Destination Trips Frequency

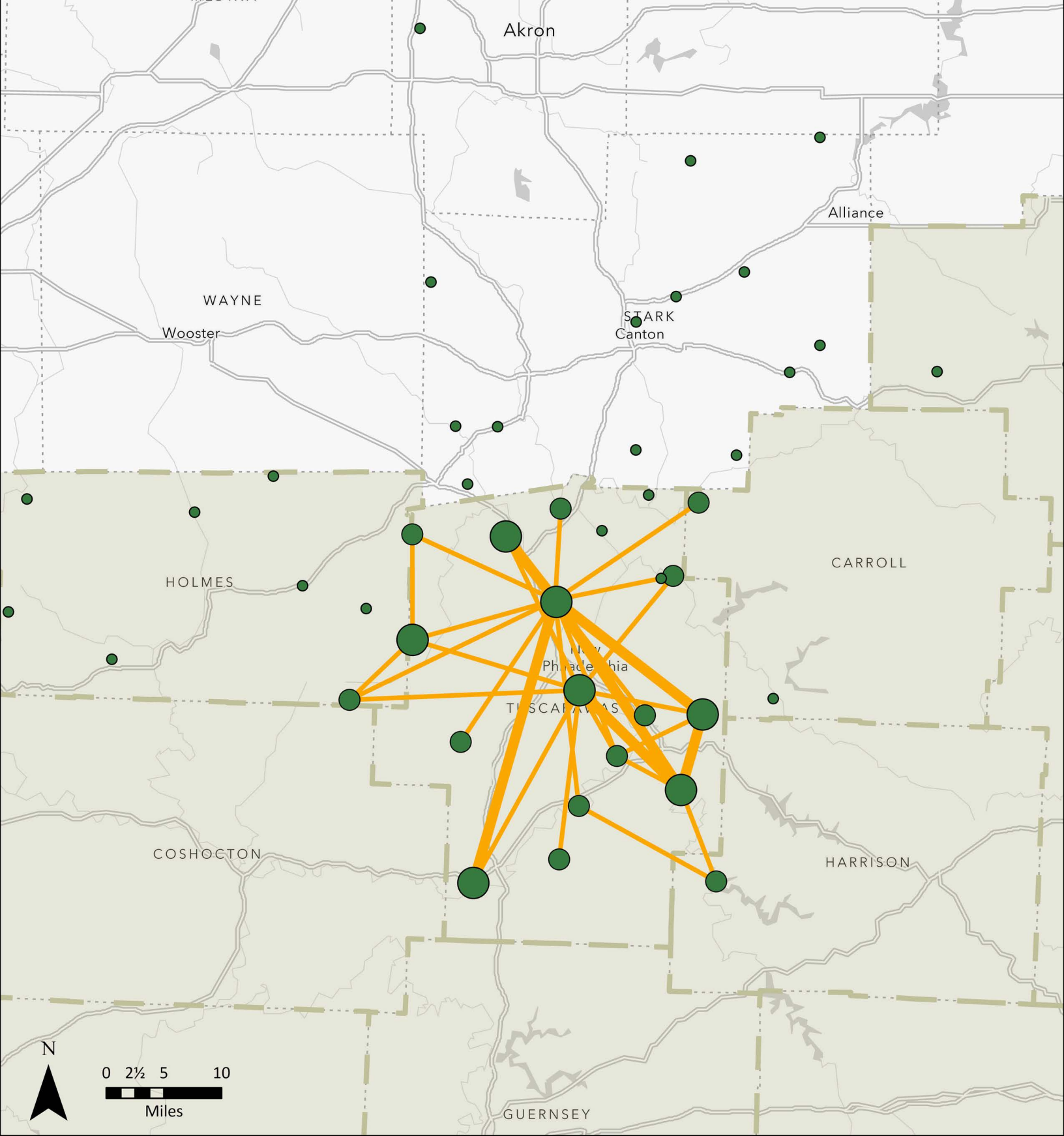
- Greater than 500
- 51 - 500
- Less than or equal to 50

Origin to Destination Count

- Greater than 500
- 51 - 500
- Less than or equal to 50

County

- OMEGA Region County
- OMEGA Region

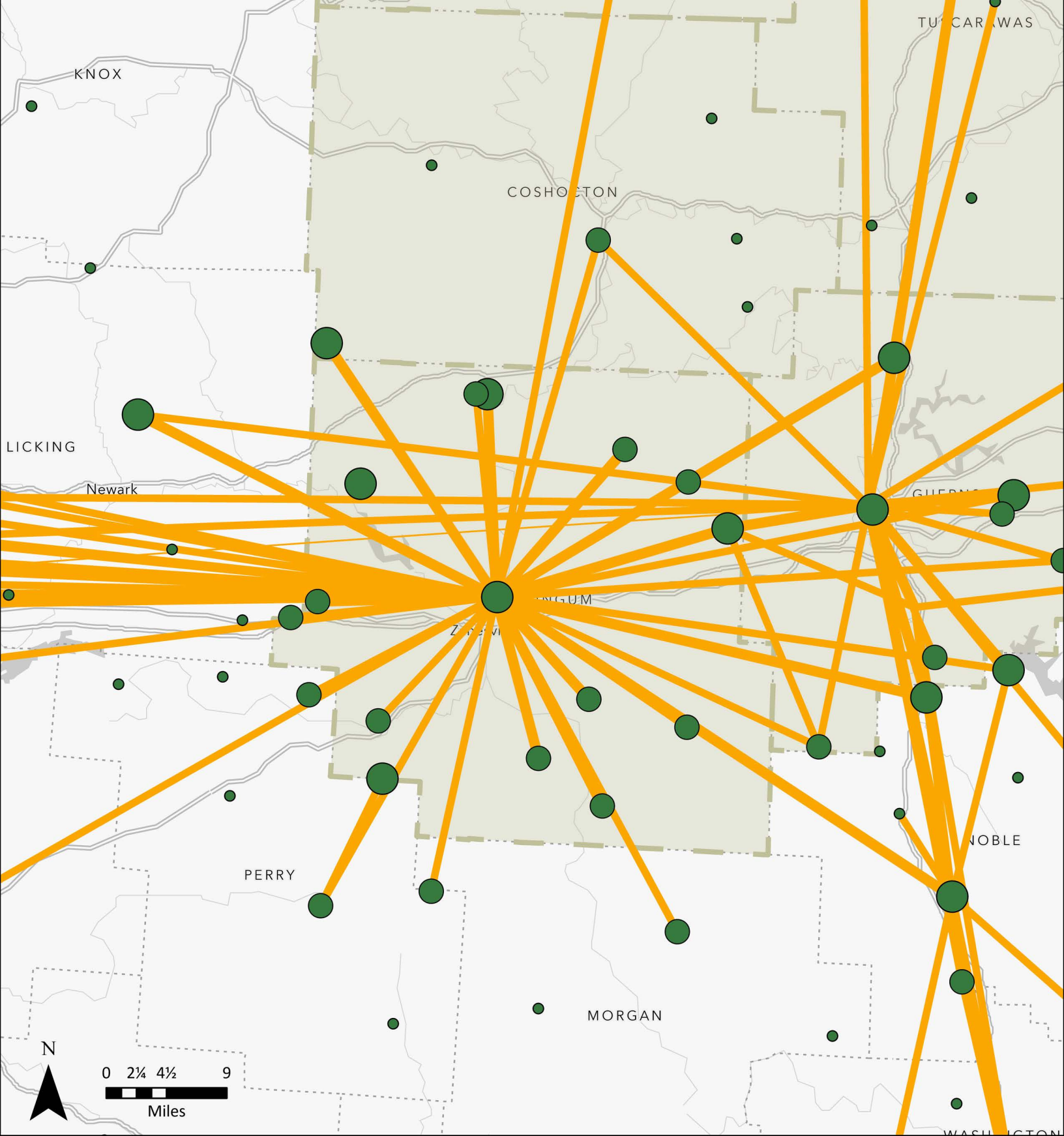


Origin Destinations | Tuscarawas County Senior Center, 2023



- Destination Trips Frequency**
- Greater than 500
 - 51 - 500
 - Less than or equal to 50

- Origins to Destinations Count**
- Greater than 500
 - 51 - 500
 - Less than or equal to 50
- County**
- OMEGA Region County
 - OMEGA Region



Origin Destinations | Society for Equal Access, 2023



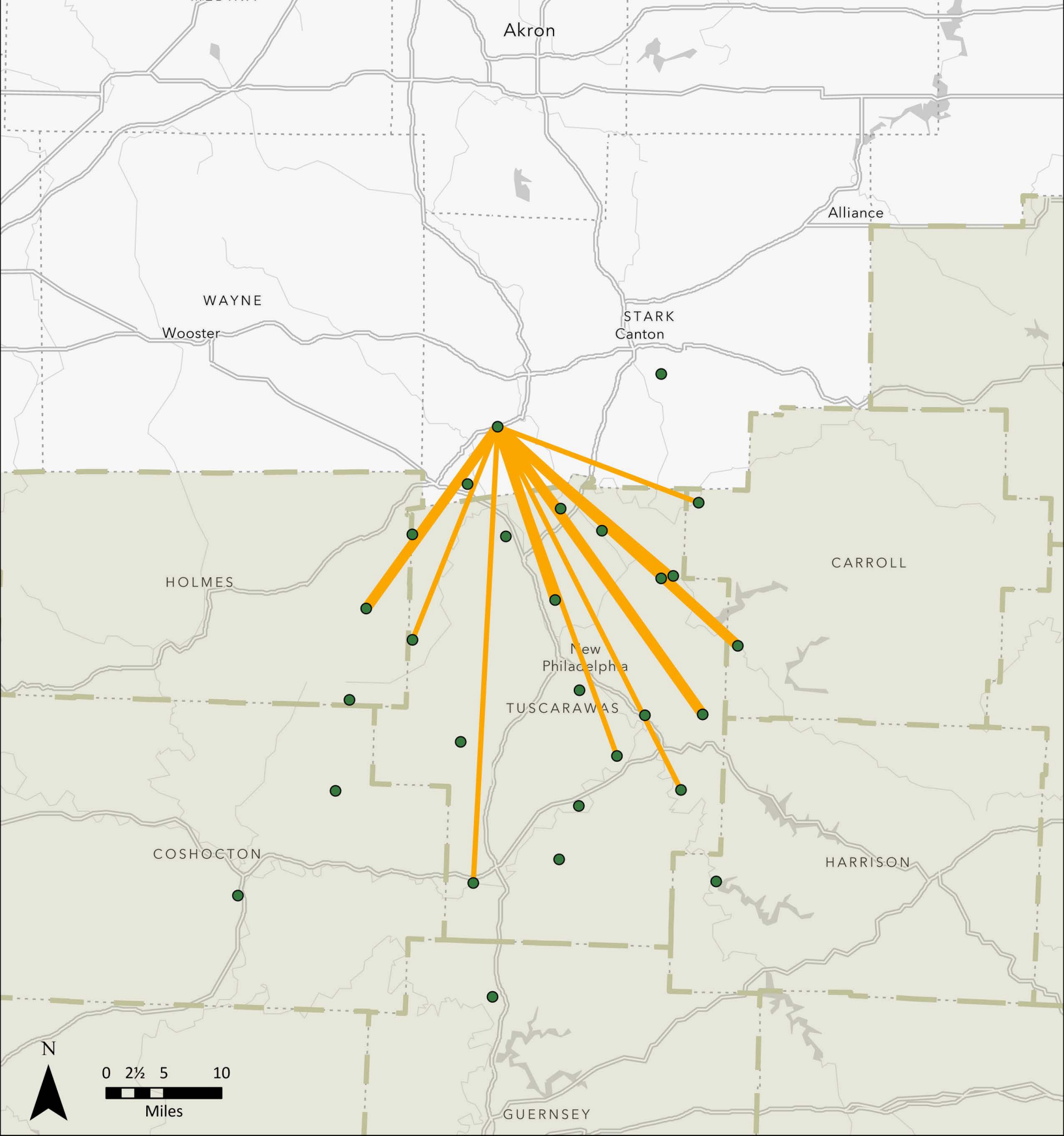
Destination Trips Frequency

- Greater than 500
- 51 - 500
- Less than or equal to 50

Origins to Destinations Count

- Greater than 500
- 51 - 500
- Less than or equal to 50

County
 OMEGA Region County
 OMEGA Region

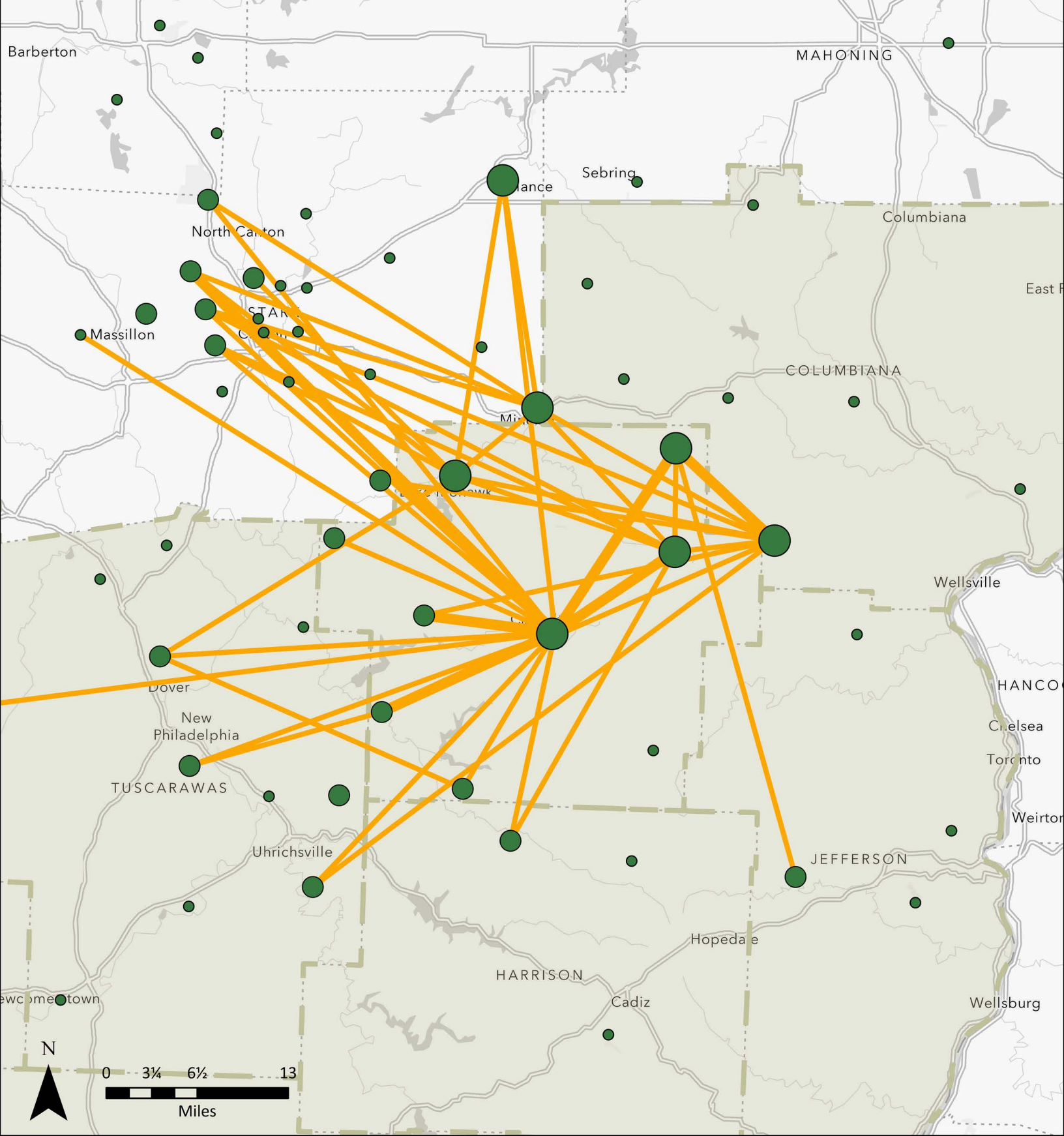


Origin Destinations | Society for Equal Access, 2023



- County
- OMEGA Region County
- Count
- Greater than 500
- 51 - 500

- Less than or equal to 50
- Frequency
- Greater than 500
- 51 - 500
- Less than or equal to 50

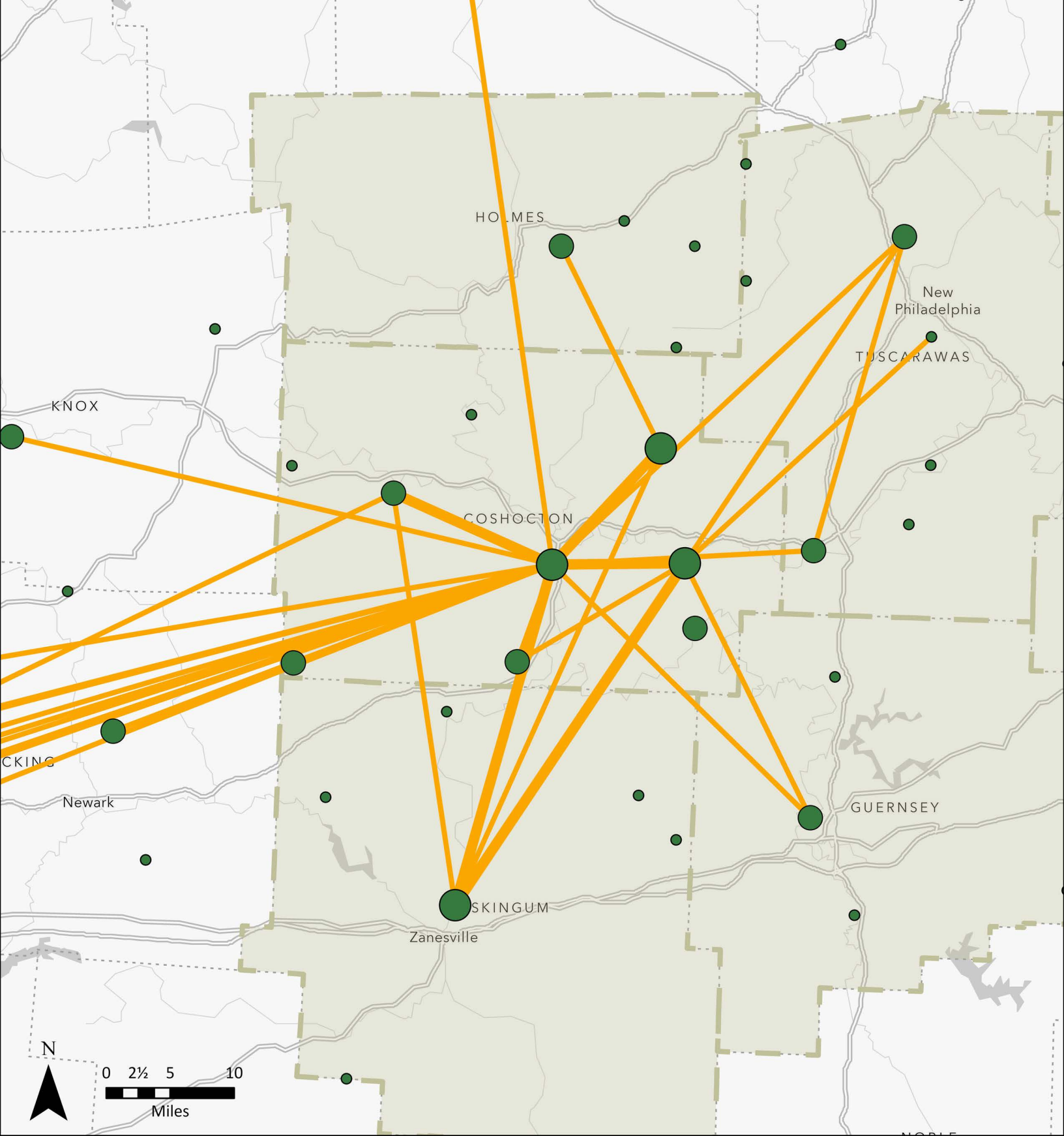


Origin Destinations | Carroll County Transit, 2023

Carroll County Transit
 PUBLIC TRANSPORTATION PUBLIC TRANSPORTATION PUBLIC TRANSPORTATION
 330/627/1900



- | | |
|--|--|
| <p>Destination Trips Frequency</p> <ul style="list-style-type: none"> Greater than 500 51 - 500 Less than or equal to 50 | <p>Origin to Destination Count</p> <ul style="list-style-type: none"> Greater than 500 51 - 500 Less than or equal to 50 <p>County</p> <ul style="list-style-type: none"> OMEGA Region County OMEGA Region |
|--|--|



Origin Destinations | CCCTA, 2023



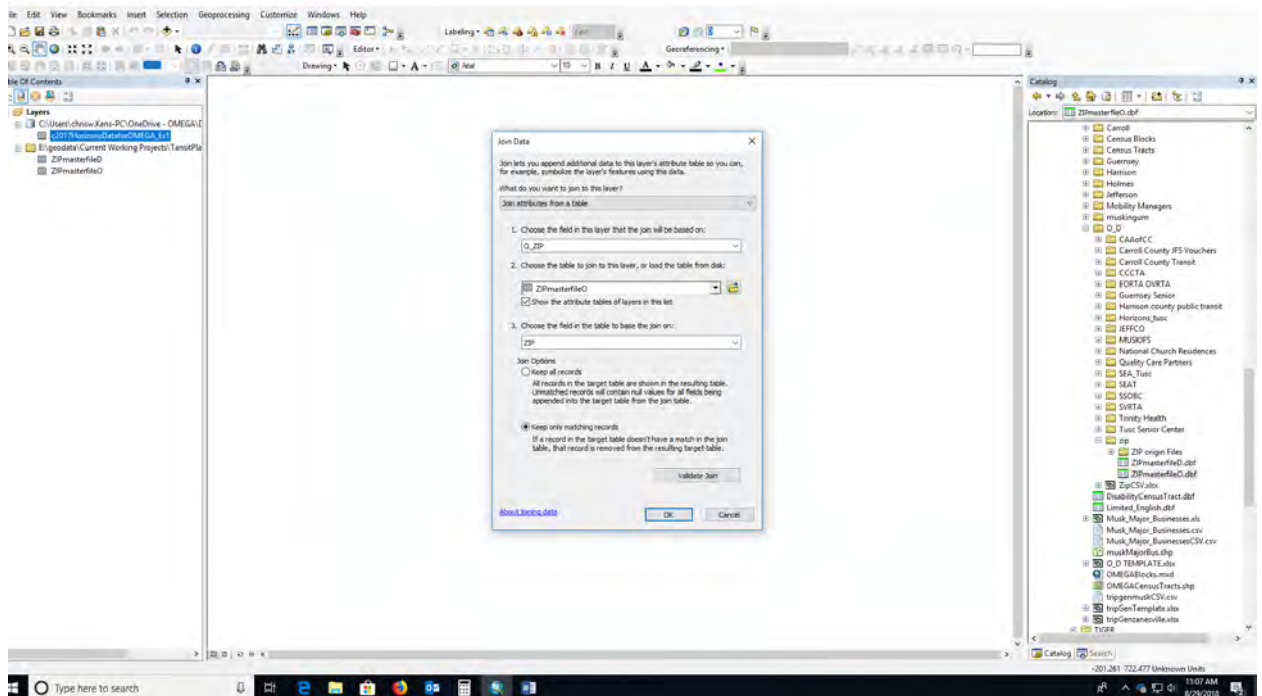
- Destination Trips Frequency
- Greater than 500
 - 51 - 500
 - Less than or equal to 50

- Origins to Destination Count
- Greater than 500
 - 51 - 500
 - Less than or equal to 50
- County
- OMEGA Region County
 - OMEGA Region

Appendix G.

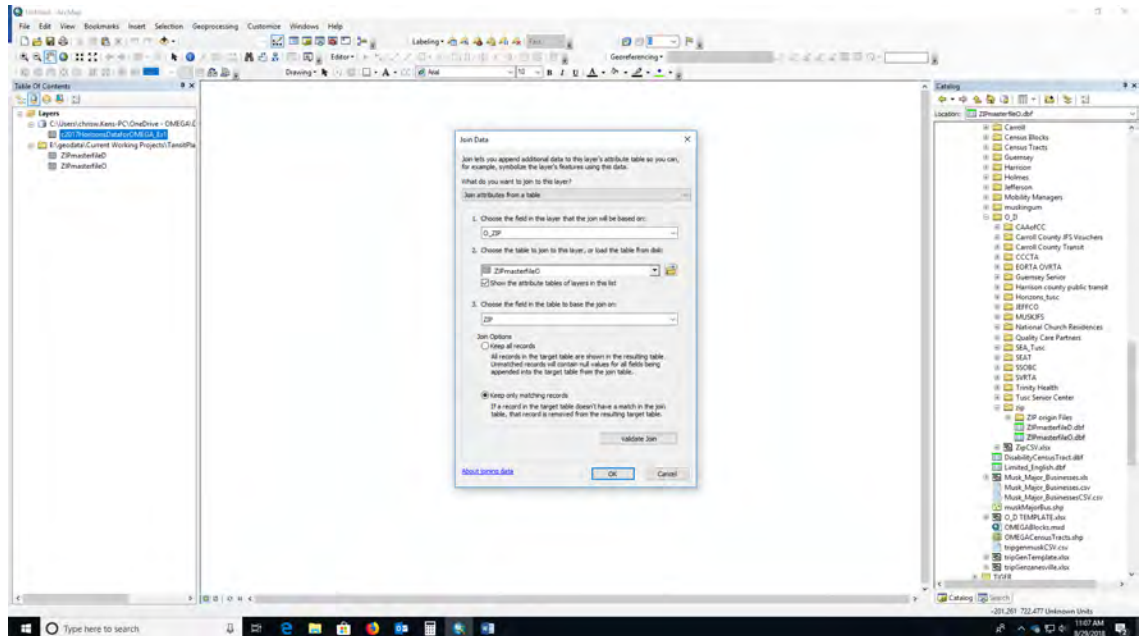
Origin-Destination Process

1. Save excel file as a csv in Transitplans>O_D> “File Folder”
2. Open up excel to table conversion tool
 - a. Search>excel to table
3. For input excel file
 - a. Add excel file from tansitplans>O_D> “file folder”
4. For output table
 - a. Save in a designated folder or leave as is, it will automatically save in a default folder
5. Click ok
6. New table will be in the table of contents under source
7. Right click table and open to confirm that table is correct
8. Right click table in the TOC
 - a. Scroll to Data>export
 - b. Click export
9. In output table click the folder to the right to save database file to the correct folder in transit plans
 - a. Save as type
 - b. Needs to be changed to dBase table
 - c. Also change that name to corresponding transit name
10. Click save
11. Then ok



12. Click yes to add new table to current map
13. Add zipmasterfileD.dbf and ZipmasterfileO.dbf from transitplans>O_D>zip folder to the TOC
14. Join the Database file in TOC to ZIPmasterfileO and then ZIPmasterfileD based on the zipcode
 - a. This will give you the lat and long of the origin and also destination
 - b. Might be a good idea to export the joined table as a .dbf so it is saved in the file folder for future use.

C.



d.

15. Next open up the XY To Line (Data Management) tool

a. TIP: use the search bar.

16. Input the joined table

a. Output feature class should be saved to destination folder. It will be a shapefile of all the trip lines.

b. Start X Field

i. O_LNG

c. Start Y Field

i. O_LAT

d. END X FIELD

i. D_LNG

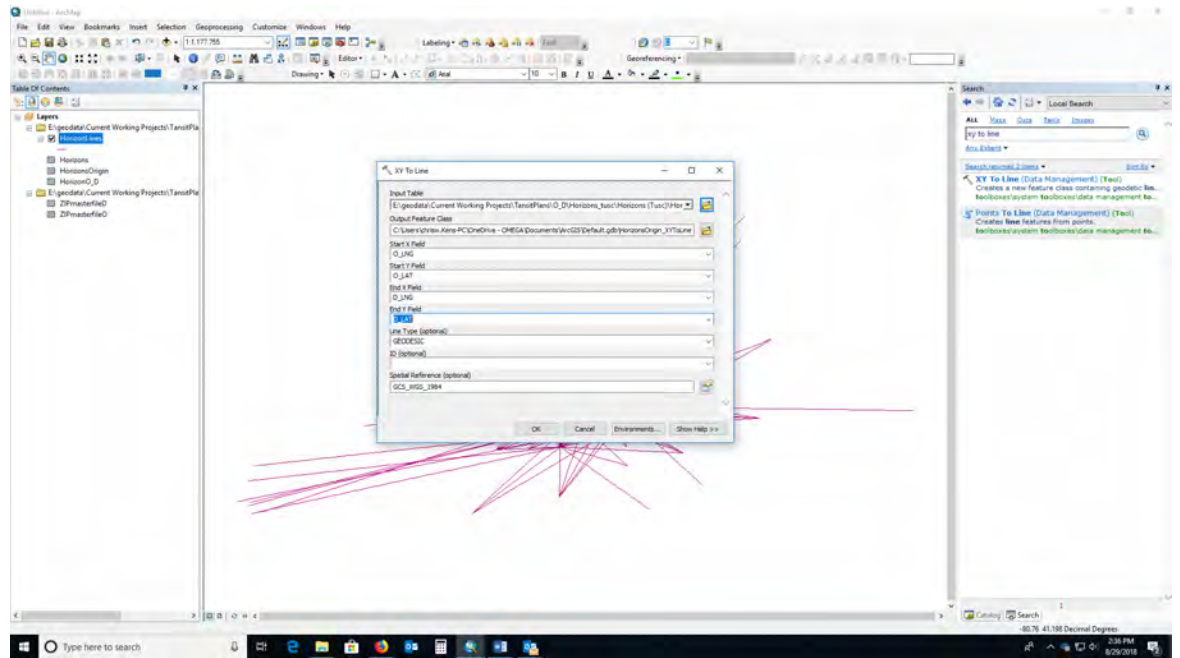
e. END Y Field

i. D_LAT

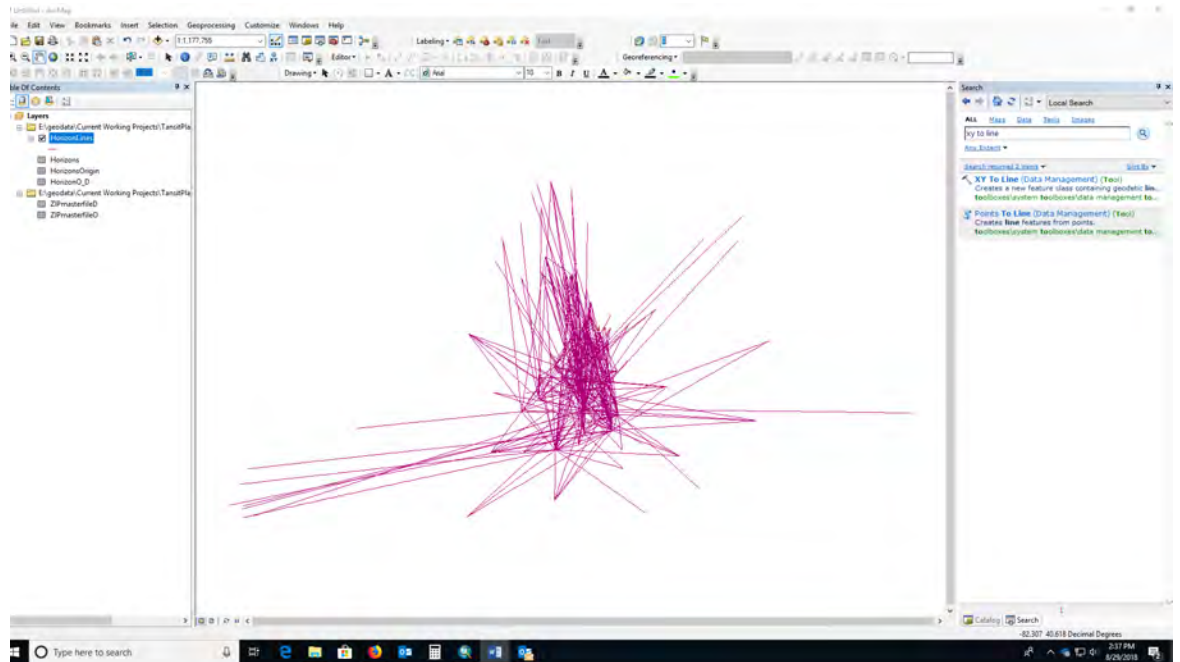
f. Line type can stay GEODESIC

g. ID can stay blank (unless there is a TRIP_COUNT field, in which case, add that here)

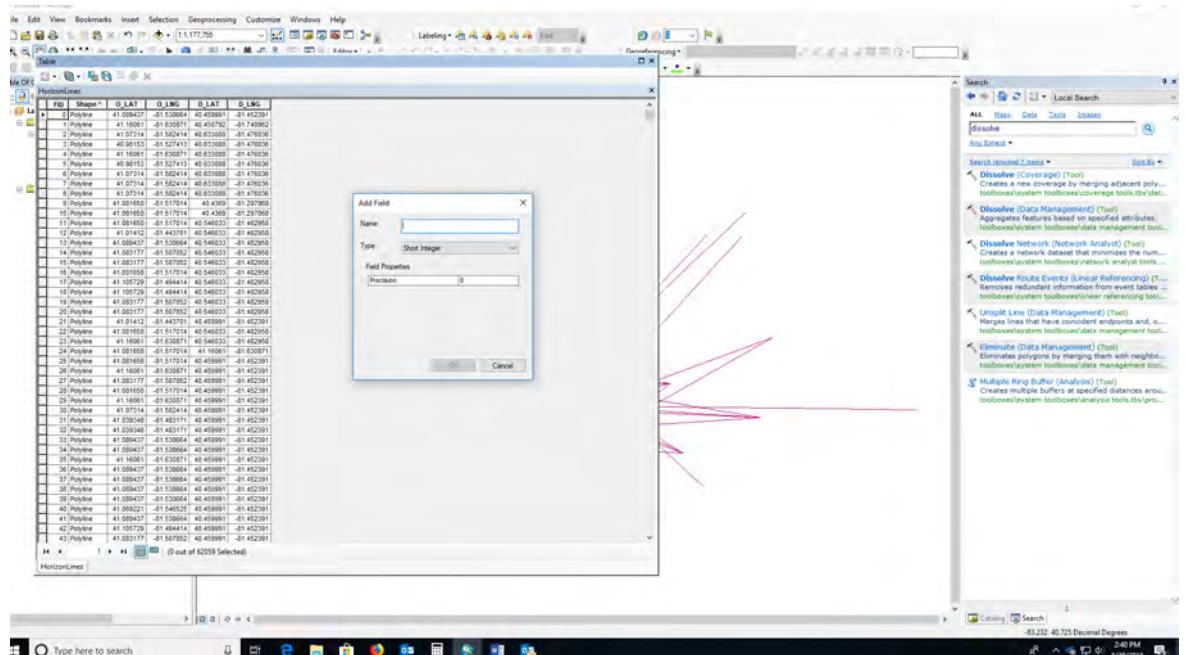
h.



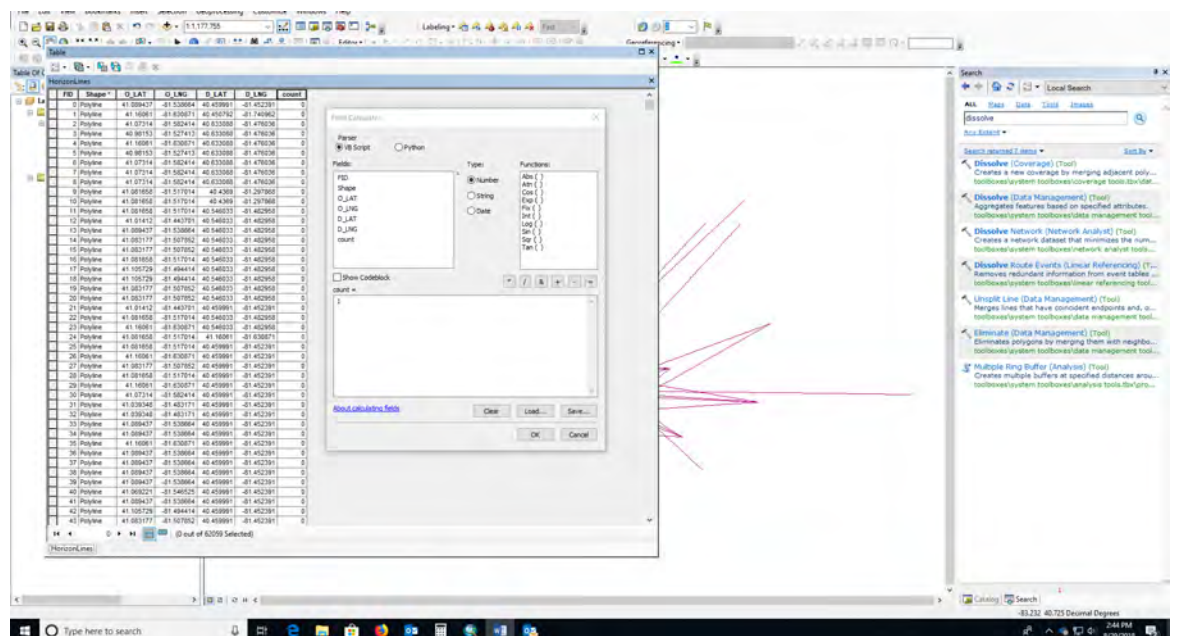
- i.
- 17. Click ok
- 18.
 - a. You now have a line shape file
 - b.



- c.
- 19. Open table for the new line shapefile from the TOC
 - a. Add a field from the drop down menu in table options (skip this part if you have TRIP_COUNT field)
 - b.



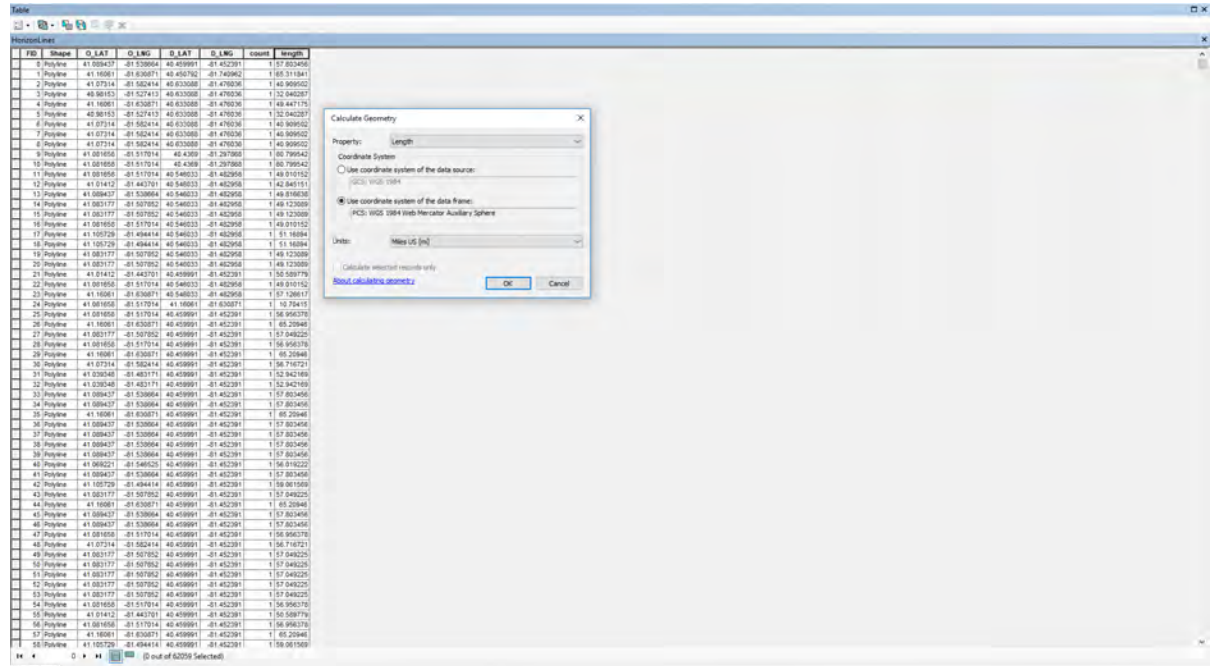
- c.
- d. Label this new field count (skip this part if you have TRIP_COUNT field)
- e. With a long integer as TYPE (skip this part if you have TRIP_COUNT field)
- f. Right click the heading of the new field called count (skip this part if you have TRIP_COUNT field)
- g. Click the Field Calculator (skip this part if you have TRIP_COUNT field)
- h. Type "1" in the field calculator (skip this part if you have TRIP_COUNT field)
- i.



- j.
- k. Click ok (skip this part if you have TRIP_COUNT field)
- l. You now should have 1 for every row in the count field. (skip this part if you have TRIP_COUNT field)

20. Click to add another field and label its length

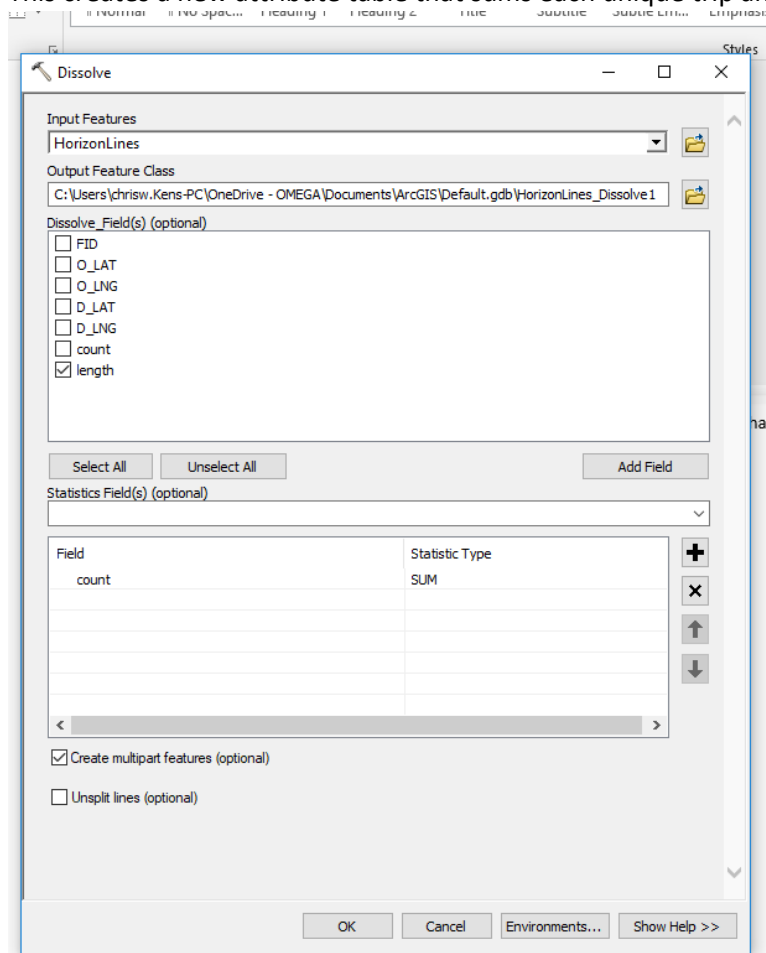
- Use double integer
- Right click field heading and then calculate geometry
- Calculate miles
-



-
- Note: if you can't calculate, add in the OMEGA county shapefile so that arcgis has a coordinate system in the data frame to reference (and change coordinate system of data frame to WGS 1984 Web Mercator Auxiliary Sphere if you forget to add OMEGA county shapefile first).

- Next open up the dissolve (Data Management) Tool
-
- Input features of the the line shapefile
 - Output to destination folder
- Dissolve field "length"
- For statistics field add in count (or TRIP_COUNT field if you have it)
 - Statistic type is "SUM"
- Click ok
 - It should dissolve and add a new shapefile to the TOC

- b. This creates a new attribute table that sums each unique trip and give it one line.



27. From this point you can symbols each line depending on how you want it to look.

28.

For graduated symbols destination points (UNLESS YOU HAVE TRIP_COUNT FIELD – SEE BELOW):

1. File → Add Data → Add XY Data → Use JOINed table (O_DColumbianaCountyJOIN)
 - a. X Field: D_LNG
 - b. Y Field: D_LAT
 - c. Change coordinate system to GCS for them to show in correct place on map
2. Export data to destination folder and remove Events layer
3. Now we have destination points
4. Run Summary Statistics (Analysis) tool on Destination Pts feature class (save to new file geodatabase in Data folder)
 - a. Input Table: Destination_Pts
 - b. Output Table: DestinationPts_Stats in destination folder
 - c. Statistics Field: D_ZIP
 - i. Statistic Type: SUM (don't really need it but we want frequency, can delete SUM field after we run tool)
 - ii. Case Field: D_ZIP

- d. May have to create & save this to geodatabase
- 5. Join ZIPmasterfile D to DestinationPts_Stats table based on D_ZIP and ZIP
 - a. Export as dBASE table in destination folder for later use
- 6. Right click on DestinationPts_JOIN and Display XY Data (D_LNG, D_LAT), changing coordinate system to GCS
- 7. Export as shapefile to destination folder, delete Events layer
- 8. Play around with graduated symbols based on FREQUENCY

IF YOU HAVE TRIP_COUNT FIELD:

- 1. Right click on original Joined table (OVRTA2017_JOIN) → Display XY Data
 - a. X Field: D_LNG
 - b. Y Field: D_LAT
 - c. Change coordinate system to GCS to display correctly
- 2. Export as shapefile to destination folder, delete Events layer
- 3. May have to dissolve
 - a. Dissolve field: D_ZIP
 - b. Statistics field: TRIP_COUNT
 - i. Type: SUM
- 4. Play around with graduated symbols based on TRIP_COUNT

TO ADD CITY NAME:

- 1. Join original table by zip at end, then turn off any unnecessary fields
- 2. Export to destination folder in order to upload online with symbology

DISSOLVE BY CITY NAME:

CHANGE BREAKS

I found a way to merge all the zip codes into one for our major cities. You will have to nest a few "Ifs" in Excel before uploading it to ArcGIS. There are a few changes you will need to make when you add them in. I have highlighted them in red and will walk you through each step below. Be sure to copy only the highlighted section and make sure you capture ALL the ending parentheses or the formula won't work.

- 1. Open spreadsheet.
- 2. After O_Zip and D_Zip add in a column. Name that column "O_Merge" or "D_Merge" as appropriate.
- 3. Copy the formula below into the first line under the header and press Enter
 - a. If using the standard template, the formula will work without adjustment
 - b. If not using the standard template, the formula will need an adjustment.
 - i. B2 should refer to the Origin city

- ii. G2 should refer to the Destination city
 - iii. D2 should refer to the Origin ZIP
 - iv. I2 should refer to the Destination ZIP
4. Once you have adjusted the formula (if needed), drag this formula down to the end of the data to make sure it applies to all rows.

Origin:

```
=IF(B2="columbus",43215,IF(B2="Cleveland",44101,IF(B2="Canton",44701,IF(B2="Youngstown",44405,IF(B2="Akron",44301,IF(B2="Pittsburgh",15201,D2))))))
```

Destination:

```
=IF(G2="columbus",43215,IF(G2="Cleveland",44101,IF(G2="Canton",44701,IF(G2="Youngstown",44405,IF(G2="Akron",44301,IF(G2="Pittsburgh",15201,I2))))))
```

Note to add to maps

*Note: Each line denotes origin/destination data based on center of zip code area; may not reflect exact origin/destination locations.

*Note: Each dot denotes destination data placed at center of zip code area; may not reflect exact destination location.

Publishing on ArcGIS Online:

Appendix H.

County Demographics References & Housing + Transportation
Costs

BELMONT COUNTY

<http://omegadistrict.us/programs/transit/plans/belmont/>
<https://htaindex.cnt.org/fact-sheets/?focus=county&gid=2480>

CARROLL COUNTY

<http://omegadistrict.us/programs/transit/plans/carroll/>
<https://htaindex.cnt.org/fact-sheets/?focus=county&gid=2468>

COLUMBIANA COUNTY

<http://omegadistrict.us/programs/transit/plans/columbiana/>
<https://htaindex.cnt.org/fact-sheets/?focus=county&gid=2437>

COSHOCTON COUNTY

<http://omegadistrict.us/programs/transit/plans/coshocton/>
<https://htaindex.cnt.org/fact-sheets/?focus=county&gid=3168>

GUERNSEY COUNTY

<http://omegadistrict.us/programs/transit/plans/guernsey/>
<https://htaindex.cnt.org/fact-sheets/?focus=county&gid=668>

HARRISON COUNTY

<http://omegadistrict.us/programs/transit/plans/harrison/>
<https://htaindex.cnt.org/fact-sheets/?focus=county&gid=837>

HOLMES COUNTY

<http://omegadistrict.us/programs/transit/plans/holmes/>
<https://htaindex.cnt.org/fact-sheets/?focus=county&gid=2407>

JEFFERSON COUNTY

<http://omegadistrict.us/programs/transit/plans/jefferson/>
<https://htaindex.cnt.org/fact-sheets/?focus=county&gid=2166>

MUSKINGUM COUNTY

<http://omegadistrict.us/programs/transit/plans/muskingum/>
<https://htaindex.cnt.org/fact-sheets/?focus=county&gid=714>

TUSCARAWAS COUNTY

<http://omegadistrict.us/programs/transit/plans/tuscarawas/>
<https://htaindex.cnt.org/fact-sheets/?focus=county&gid=1398>

Appendix I.

Memorandum of Understanding

OMEGA Regional Coordinated Council
Memorandum of Understanding (MOU) 2019

Introduction

The Ohio Mid-Eastern Governments Association (OMEGA) and the mobility managers, transportation service providers, transit agencies, human service agencies, and stakeholders recognize the need to collaborate, communicate, and cooperate to improve transportation services in the ten-county region. The region includes Belmont, Carroll, Columbiana, Coshocton, Guernsey, Harrison, Holmes, Jefferson, Muskingum, and Tuscarawas Counties. An efficient transportation service network is needed in order to meet the growing demands for transportation services to serve the senior and disabled populations, to provide non-emergency medical transportation, and to provide transportation services for employment and other daily life activities. Based upon demand in the region, transportation providers need to be able to work efficiently across jurisdictional boundaries.

OMEGA and the regional transportation partners worked together to develop a Regional Coordinated Public Transit/Human Services Transportation Plan. This plan, when implemented, will help better connect the regional transportation providers to populations they serve. These populations utilize the services offered by the transportation providers to access employment opportunities, medical services, basic human services, and general commercial and recreational facilities both within the region and outside the region, including out of state trips. The coordinated plan establishes a regional public transit and human services transportation network that will be accessible to residents who use these services. This Memorandum of Understanding (MOU) establishes the protocols for coordinating transportation services.

Purpose

The purpose of this MOU is to provide transportation services to more people throughout the region, especially seniors and people with disabilities, with quality service in efficient time at the lowest costs to the public and the providers. The goal is to work across jurisdictional boundaries while maintaining local capacity and to increase ridership, decrease overtime, decrease cancellations, and offer more affordable transportation to the public.

Each participating agency will continue to operate independently and this MOU will not interfere or interrupt the agency's service. This MOU will allow the local agencies to work across jurisdictional borders to coordinate transportation services for public transit and human services transportation.

Definitions

Definitions are provided in Appendices C & D of the Regional Coordinated Public Transit/Human Services Transportation Plan. Appendix C covers definitions unique to transportation service providers or human service agencies. Appendix D includes definitions for instruction for data points in select tables in the Assessment of Available Services section of the coordinated plan.

Responsibilities

By signing this agreement, each transportation agency and stakeholder agrees to participate in coordinating transportation services throughout the region. Specific responsibilities include:

1. Participate in trip coordination to include interagency transfers and providing trips for other agencies when needed at a mutually agreed upon price.
2. Provide guaranteed return trip when providing transportation for other agencies.
3. Address client needs, especially senior citizens and disabled riders.
4. Designate at least one representative or designee to participate in Regional Coordinated Council meetings and conference calls.
5. Each agency will have one vote on the Regional Coordinated Council.
6. Participate in development of uniform cost allocation program for interagency trips.
7. Participate in the development, prioritization, and implementation of transportation projects for the region.
8. Provide origin and destination data to OMEGA by April 1 for the prior calendar year.
9. Provide annual updates to transportation service provider data.
10. Participate in annual reviews and updates to the Regional Coordinated Plan.
11. Agree not to pirate trips from other agencies.
12. Agree to participate in the development of bylaws to govern the Regional Coordinated Council which will become a designated subcommittee of OMEGA. The Regional Coordinated Council will provide recommendations to the OMEGA Executive Board for formal adoption and implementation.
13. Agencies who participate in the Mid-Ohio Mobility Solutions Call Center shall abide by the terms and conditions of the Business Associate Agreement in addition to the provisions provided in this MOU.
14. Comply with the provisions of the Health Insurance Portability and Accountability Act of 1996 or its relevant regulations and amendments (HIPAA).

Responsibility for Compliance

The directors of each participating agency will be responsible for ensuring that the MOU is followed and understood, and the implementation process of the Regional Coordinated Public Transit/Human Services Transportation Plan is enacted appropriately within their local jurisdiction.

Amendments to the MOU

The terms and conditions of this MOU will be reviewed annually during the annual review and update process to the Regional Coordinated Public Transit/Human Services Transportation Plan or as deemed necessary by the lead agency, OMEGA, and the Regional Coordinated Council. Any amendments to this MOU will require formal adoption by OMEGA’s Executive Board and the Regional Coordinated Council and execution by all participating agencies.

Withdrawal

Any agency may withdraw from participation in this MOU and the Regional Coordinated Council by formal action of that agency and upon providing thirty (30) days written notice to OMEGA. Such notice shall be signed by the Chief Executive Officer of that Agency.

Severability

If any part or portion of this MOU is found to be contrary to law and thereby held to be null and void, all other provisions of the MOU shall remain in full force and effect and shall not be otherwise affected by any such ruling, finding or decision.

Signatures Page

Name	Organization	Date
-------------	---------------------	-------------

Name	Organization	Date
-------------	---------------------	-------------

Name	Organization	Date
-------------	---------------------	-------------

Name	Organization	Date
-------------	---------------------	-------------

Name	Organization	Date
-------------	---------------------	-------------

Name	Organization	Date
-------------	---------------------	-------------

Name	Organization	Date
-------------	---------------------	-------------

Name	Organization	Date
-------------	---------------------	-------------

Name	Organization	Date
-------------	---------------------	-------------

Name	Organization	Date
-------------	---------------------	-------------


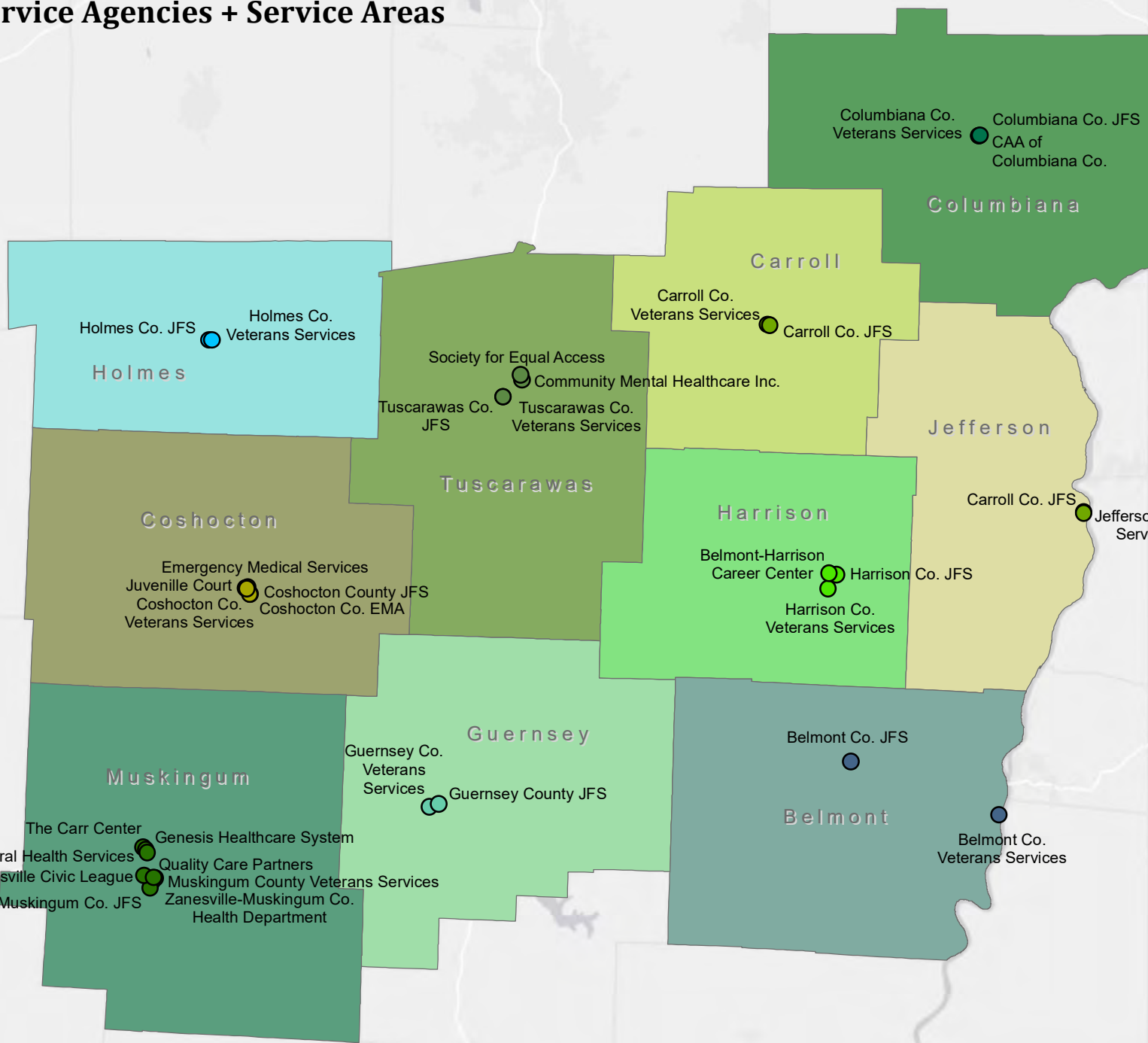
Name	Organization	Date
-------------	---------------------	-------------

Name	Organization	Date
-------------	---------------------	-------------


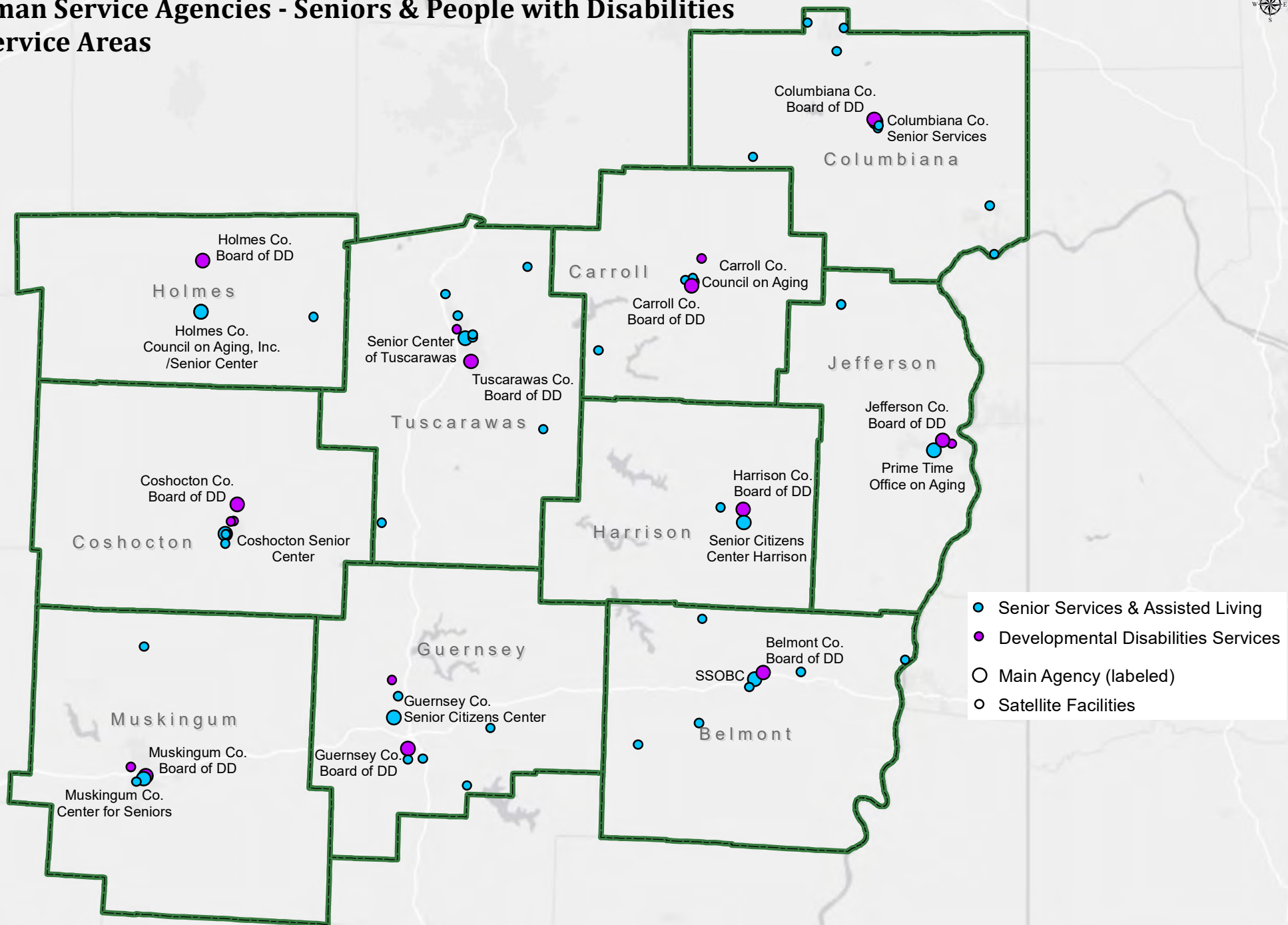
Appendix J.

Human Service Agencies & Transportation Service Provider
Maps

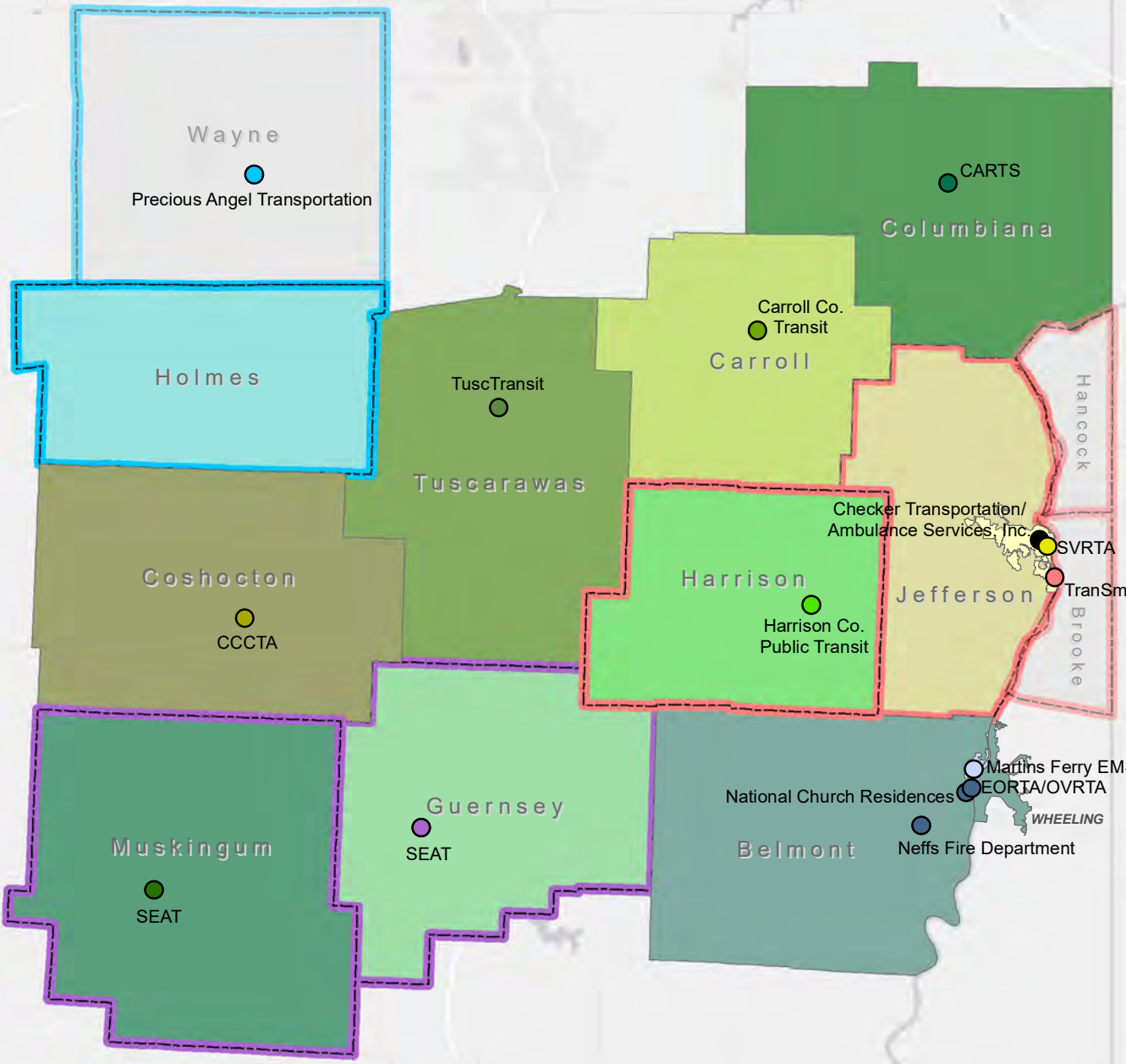
Human Service Agencies + Service Areas



Human Service Agencies - Seniors & People with Disabilities + Service Areas



Transit & Transportation Service Agencies + Service Areas



Public Transit Agencies


- SEAT
- TuscTransit
- Carroll Co. Transit
- Harrison Co. Public Transit
- EORTA/OVRTA
- SVRTA
- CARTS

Transportation Service Providers

- Precious Angel Transportation
- CCCTA
- Checker Transportation/Ambulance Services, Inc.
- TranSmart USA
- Martins Ferry EMS
- National Church Residences
- Neffs Fire Department

- Checker Transportation/Ambulance Services, Inc. Service Area - Eastern OH, Northern WV, Western PA
- Harrison Co. Public Transit Service Area - 40 mi outside county
- SEAT Service Area - 150 mi one-way

- TranSmart USA Service Area
- Martins Ferry EMS Service Area - Martins Ferry & surrounding
- EORTA/OVRTA Service Area - Belmont Co. & Wheeling, WV
- SVRTA Service Area - Mingo Junction, Steubenville, Wintersville



Appendix K.

Success Stories from Coordinated Transportation

Commissioners promote public transportation in Tuscarawas County

NEW PHILADELPHIA On Wednesday morning, a white Horizons bus was waiting at the Tuscarawas County Courthouse Annex to take Commissioners Chris Abbuhl, Al Landis and Joe Sciarretti to the Tuscarawas County Senior Center in Dover.

The trip took about 10 minutes, and the three commissioners were dropped off at the door of the senior center, where they had lunch with officials who coordinate public transportation in the area.

The goal was to increase public awareness of transportation opportunities that are available to anyone living in Tuscarawas County through the Rid the Bus With Us program.

“In a nutshell, we had a fantastic visit from the courthouse to the senior citizens center where we spoke to the leadership team there,” Sciarretti said.

Public transportation in Tuscarawas County is provided by the Society for Equal Access (SEA), Horizons of Tuscarawas & Carroll Counties Inc. and the Tuscarawas County Senior Center.

“It is available to anybody,” said Shannon Hursey, mobility manager for Tusc Transit, which coordinates the program. “It has nothing to do with a demographic, age, income, anything like that. It was put in place because ODOT (Ohio Department of Transportation) was trying to serve the general public of our county.”

Vans run from 6 a.m. to 11 p.m. Monday through Saturday and from 7 a.m. to 2 p.m. on Sundays to take residents anywhere in the county for work, doctors appointments or to church. Anyone 16 years of age or older can ride by themselves. Anyone younger than that needs an escort. The cost is \$6 round trip or \$4 one way. People can call 330-364-2159 to schedule a ride.

Outside Tuscarawas County, the cost is \$1.70 per mile.

The program is funded by the ODOT Office of Transit.

Last year, Horizons performed 27,000 work trips and a total of 56,868 trips.

Hursey gave a couple of examples of transportation the service has provided to Tuscarawas County residents.

A 69-year-old woman who lives in Dennison and works for HARCATUS Tri-County C.A.O., Inc., is transported to Cadiz each day for her job because her car is unreliable. Horizons picks her up in Dennison and takes her to the intersection of state Route 151 and U.S. Route 250 at the park-and-ride there. Harrison County Transit picks her up there and takes her to Cadiz to work and then brings her back when she is going home.

Hursey said she pays between \$7 and \$10 round trip.

“If you would have said six months ago we would have had that option, probably not,” she said. “But because we’re being very regionally coordinated and really looking at crossing those county lines, I have more options than I had last week.”

In another instance, a man had been hit by a vehicle in the county and needed a ride to a medical appointment. He didn’t have the money to pay for a ride, so Hursey paid his fare out of her office’s Santa Fund.

“Our Santa Fund is a fund that my co-workers or anybody when they have an extra dollar or two drop it off in my mailbox, and we just keep it for people who don’t really have any other options,” Hursey said. “We try to help anybody we can with transportation.”

She said that Horizons, SEA and the senior center work very hard to coordinate with each other to help anyone in need of transportation.

“We work with anybody,” she said. “It doesn’t matter what age.”

Reach Jon at 330-364-8415 or at jon.baker@timesreporter.com.

On Twitter: [@jbakerTR](https://twitter.com/jbakerTR)

From: [Brad Hollingsworth](#)
To: [Sean Sammon](#)
Cc: Olivia.Hook@dot.ohio.gov; [Bob Pisano](#); athompson@seatbus.org
Subject: OPTA Presentation
Date: Wednesday, April 10, 2019 3:35:02 PM
Attachments: [OPTA Public Transit and Community Health Final.pdf](#)

Sean,

Thank you for the compliments on our presentation last week and your interest in this project. Attached is the slideshow from the presentation. It includes data to demonstrate the increase in rides and mobility as well as the effectiveness of improving transportation to health appointments through coordination.

Feel free to contact me with any questions about the information in this presentation.

Brad

Brad Hollingsworth, P.E.
Process and Organization Improvement
Muskingum Valley Educational Service Center
205 North Seventh Street, Zanesville, OH 43701
740-452-4518 ext. 1166
www.mvesc.org

Public Transit and Community Health

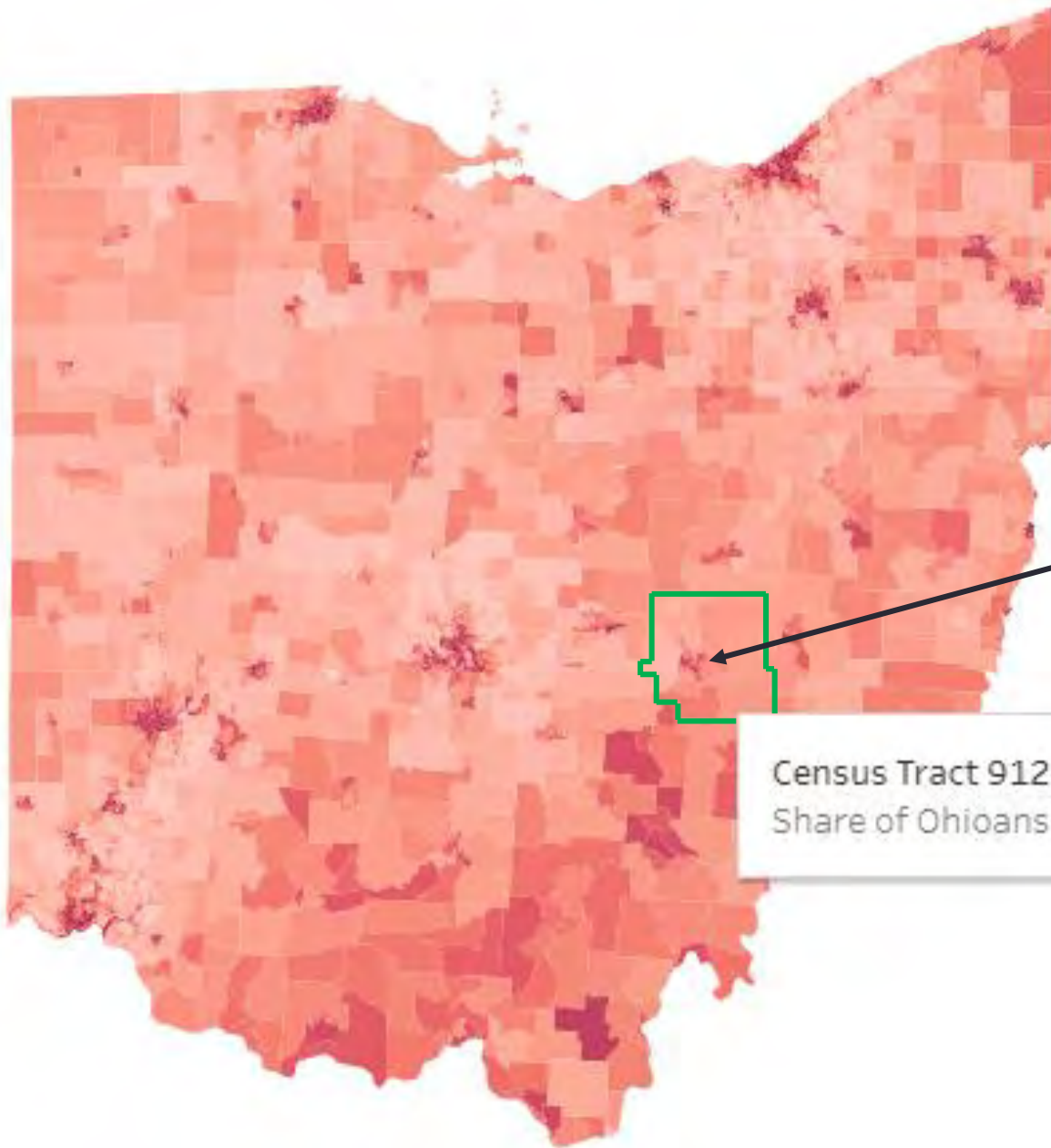
Ohio Public Transit Association
Annual Conference
April 3, 2019

Brad Hollingsworth, Muskingum Valley Educational Service Center
Bob Pisano, Genesis Healthcare System
Andrea Thompson, South East Area Transit

STOP ONE

Strategic Planning and Identification of Needs





Zanesville

Census Tract 9121, Muskingum County, Ohio
Share of Ohioans living in poverty: 44.20%

Who is the “Collaborative for Community Health Planning”?



Public Health
Prevent. Promote. Protect.
Zanesville-Muskingum County



MVHC
Your Community of Care



Strategic Planning

Sharing Points of Member's Own Plans, Brainstorming, and Affinity Diagram

Affinity Diagram - Specific Medical Transportation Problems / Challenges											
Funding	Transportation	Scheduling	No Ride Home	Access	Ownership	No Ride to Visit	Coordinate	Family Members	Family Needs	Patient Mobility	Patient Ability
Funding challenges for SEAT	Weekend public transportation	Scheduling process	Patient waiting on a ride to be discharged	Access	Who "owns" the solution	No ride from home to doctor appointment	Coordination of care	Patient is out of town doesn't have money to get back to primary care provider	Single mothers may need to bring all children, not just the one with the appointment, along on transportation system used	Mobility / Patient Assistance lacking	Friends and family depend on have unreliable transportation
Affordability	Limited private transportation services	Ease of scheduling	Patients without transport home from the hospital / ED cause delays in discharge and patient flow	Limited service times	Have we interviewed any stakeholders	Ride to OP apt when ride falls through	Don't know options available; what you qualify for	Patient can't get to Columbus to visit sick child	Families with no car would need transportation with car seats	Obesity access	Lack of self reliance "learned helplessness" system codependents
Funding	Limited public transportation routes	Appointments are not coordinated causing additional transportation needs	Patients with no ride home after ED visit	Availability		No ride from home to testing location		Patient spouse/family need transportation to/from hospital visits	Single parent w/ young children (too many to handle alone)	Lack of door to door transportation service	Lack of knowledge of
Limited sources of financial help for transportation	Limited # of transports covered	Appointment times do not coincide with transportation schedules	Patients waiting for ride home after discharge	Will transport solve access objective		Patient has ride but needs gas money - can't find resource			Single parent w/ young children (too much stuff to maneuver on a bus)	Some people need door to door assistance but curb to curb seems to be only option available	Patients do not have capacity to plan transportation needs
Sustain_ of solutions	Lack of transportation results in increased ED utilization	Difficult to schedule through Medicaid Managed Care Plans	Return home from ED			Transport to and from education services (ie diabetes ed)				Older person w/ own vehicle but no longer comfortable / confident driving	No time for planning

Identification of Needs

- Transportation to health appointments
 - Anecdotal
 - No real data
- Data collection opportunities
 - Hospital (Inpatient) discharges
 - Emergency room discharges
 - **Missed appointments**
 - “No Shows”
 - **Same day cancellations**
- Methods
 - Electronic Medical Records documentation
 - Interview or survey patients



Crosswalk

Measurement Systems Analysis

- Definition & reason
- Necessary
- Feasibility challenges for the scenario

Tool

- Trained
- Tested

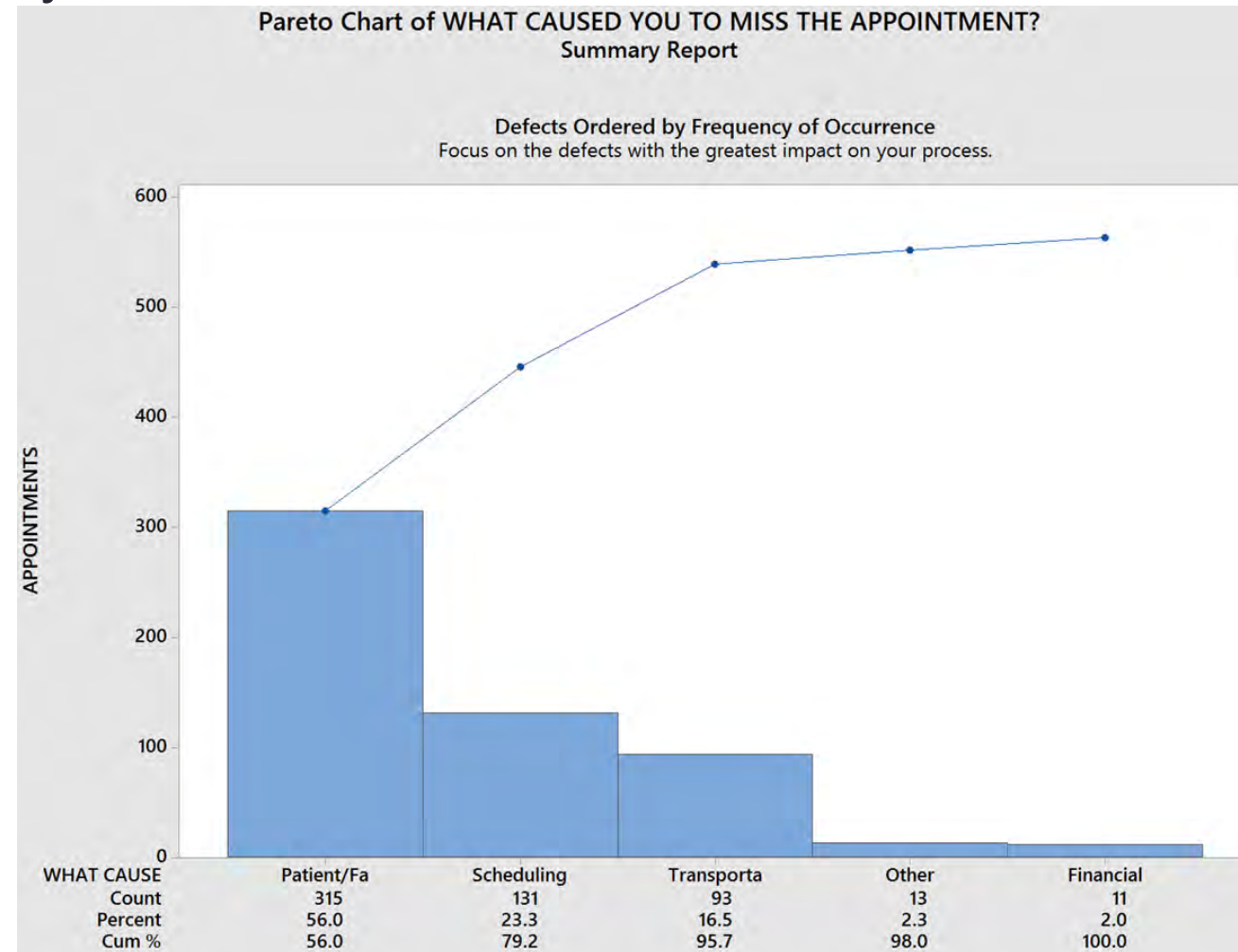

Patient/Family/Personal Issue	Financial	Scheduling Issue	Personal Transportation	Public Transportation	Other
Admitted	Budget	Appointment	Bicycle	Bus	Appointment Reminder
Babysit/Babysitter	Cash	Aware/ Not aware (appt)	Bike	Taxi	MyChart
Children	Co-pay	Booked (Double)	Car	Bus stop location	Weather
Death	Deductible	Date	Case Manager	Bus Driver	Traffic (stuck in it)
Deceased	Insurance	Day	Gas	Payor Transportation issue	
Depressed	Money	Duplicate	Oil	Taxi Driver	
Divorce	Out Of Pocket	Early (too early or not early enough)	Ride (patient, family, friend's vehicle)	Fare	
Emergency (Personal)	Pay/Paycheck	Emergency Room (couldn't wait for appt)	Run	Token	
Feel good/better		Engagement	Tire	Ticket	
Forgot		Evening	Transmission		
Good day (not having a good day)		Holiday	Truck		
Illness, Ill		Itinerary	Van		
Job (lost/new job)		Job (conflict)	Vehicle		
Kid(s)		Late (appointment too late or not late enough)	Walk		
Late (not seen)		line Up	Wheels		
Overslept		Meet	Wreck		
Responsible		Night			
Scared		Schedule			
Separation		School			
Sick/Not Sick		Time			
Testing (not completed)		Time-off			
Uncomfortable		Timetable			
		Vacation			
		Work			
		Workday			

Data Collection Results

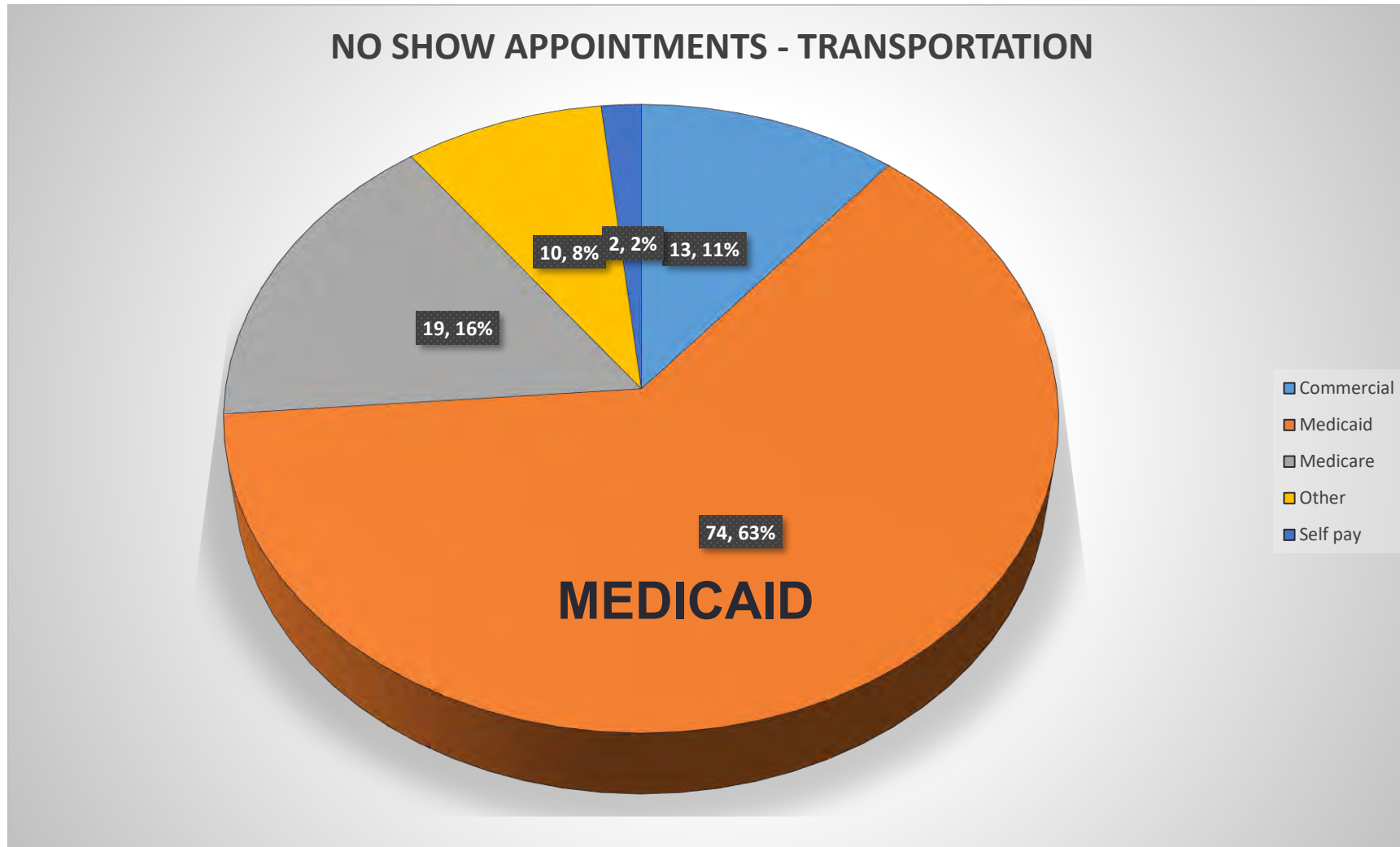
Key measure - “No shows and same day cancellations”

- 800 patient records
- 5 stakeholders
- 50% Medicare, 18% Medicaid

Overall transportation: 16% defect rate



Payor - Transportation



STOP TWO

Lean Six Sigma Project



The Problem and the Goal

“Reverse Pareto”: The need is both relevant and tangible

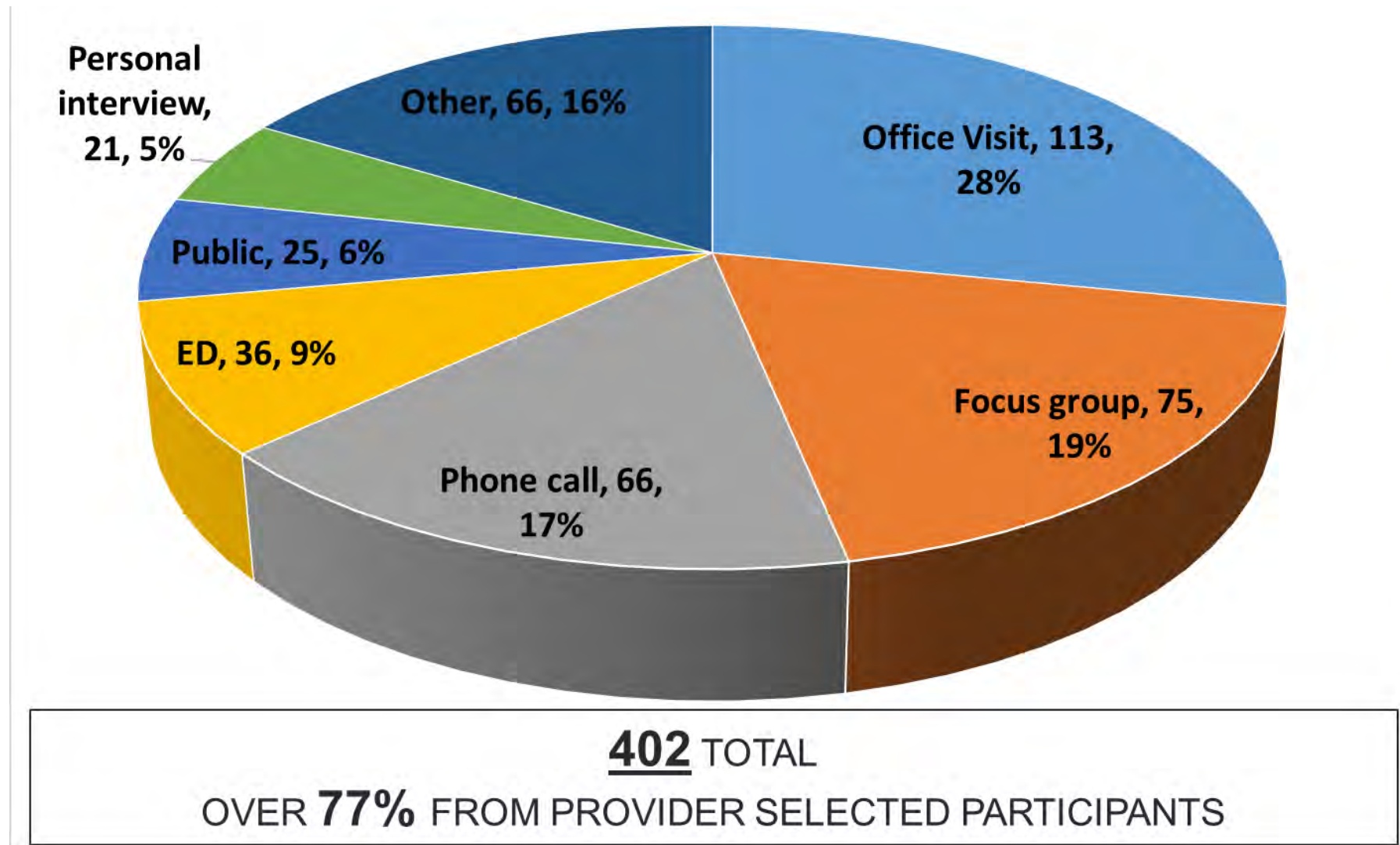
Problem Statement: 16% of “no shows” and same day cancellations are a result of lack of transportation to a health appointment. This is approximately **598** patients per month, **30** patients per day. This contributes to staffing and productivity inefficiency and waste. “No shows” cost organizations \$196 per occurrence, \$1.4M annually¹.

Goal: Reduce no shows & same day cancellations due to lack of transportation by 50%

Timeline

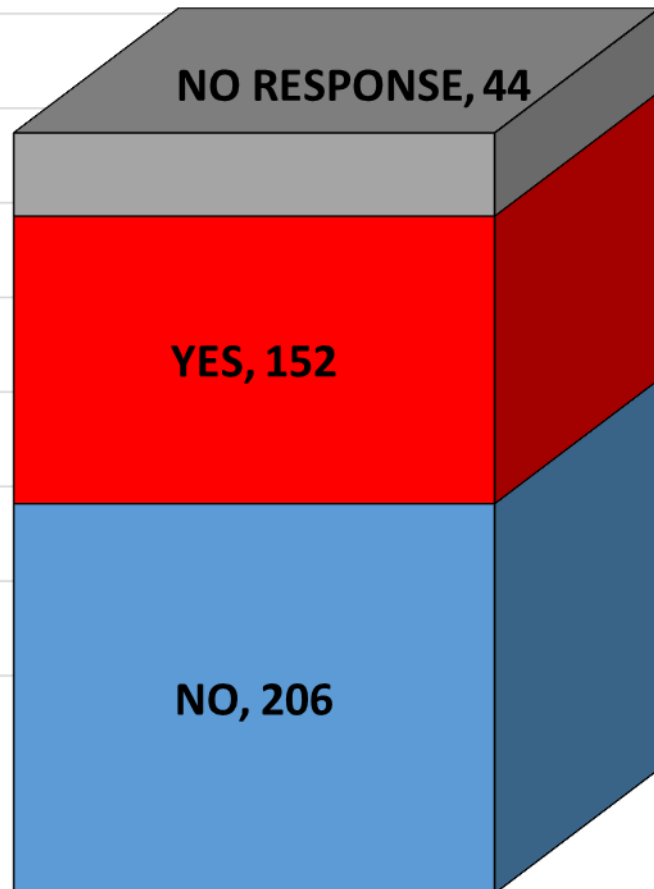
Project Start Date:	7/1/2017		
Project Life Cycles	Tollgate 1	Tollgate 2	Tollgate 3
Project Target Completion Dates:	8/15/17 Define and Measure	9/15/17 Analyze	11/15/17 Improve and Control
Project Completion Date:	12/31/2017		

Voice Of the Customer – Data Collection Methods

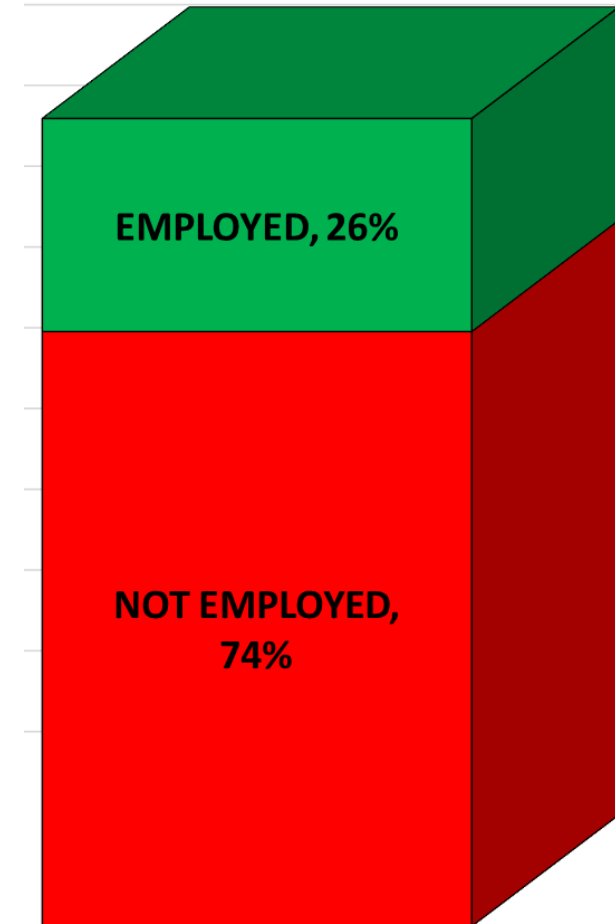
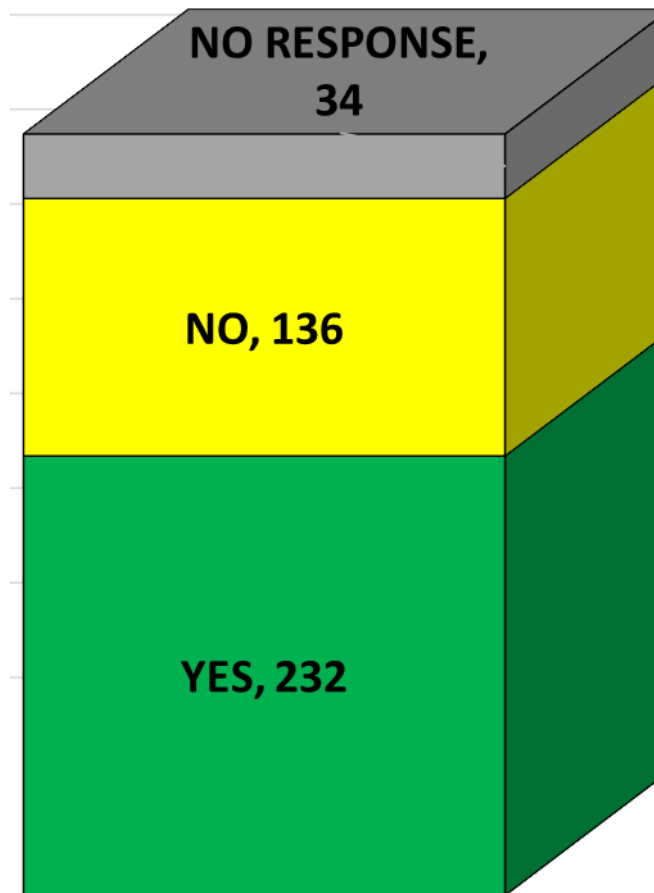


Voice Of the Customer - Results

**Missed an Appointment
due to Transportation**



Drive Their Own Vehicle



Current State

Full day Kaizen event

- Stakeholders
 - South East Area Transit (SEAT)
 - Muskingum County Job & Family Services (MCJFS)
 - Medicaid Managed Care Plans (Buckeye Health Plan, Caresource, Molina Healthcare, Paramount Advantage, United Healthcare)
- Key learning points
 - MCJFS: receives over 4,000 calls per month related to transportation needs
 - Communication and coordination lacking
 - ODOT Resources: Section 5310 funding requires 5 year coordinated transportation plan

Future State

Fundamental Changes

- Coordinate transportation
 - Identify patients in need
 - Assist scheduling resources
 - Done by provider's office
- Plan in advance
 - Appointment scheduling
 - Proactive approach

STOP THREE

Pilot Improvement With MVHC



Pilot Improvement

Test future/improved state through:

- Transportation at scheduling
- Understand patient's transportation limitations
- Pre-plan with Medicaid Managed Care
- Coordinate with transport providers
- Track data

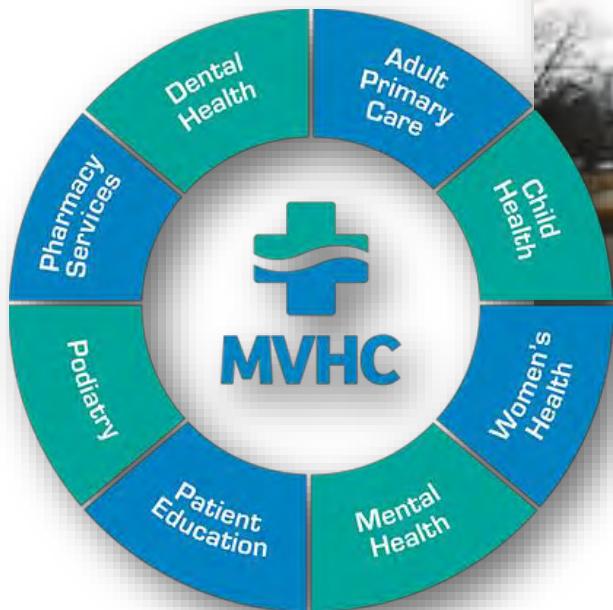


Transportation Pilot

- Federally Qualified Health Center
- Medical Home
- 5 Locations in 4 counties

Using PAAS to drive improvement

- Patient referrals
- Medication assistance
- Enroll Marketplace or Medicaid
- Prior authorization
- Transportation

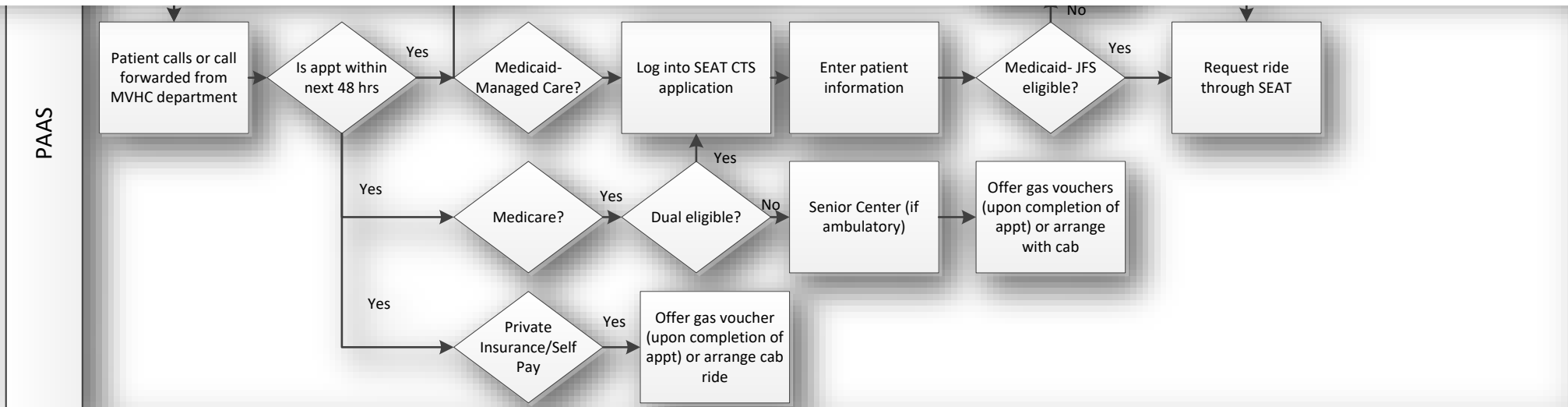
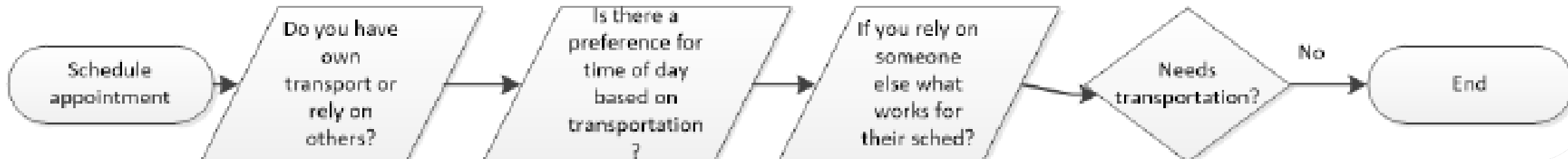


MVHC
Your Community of Care

MVHC Process for Non-Emergency Transports

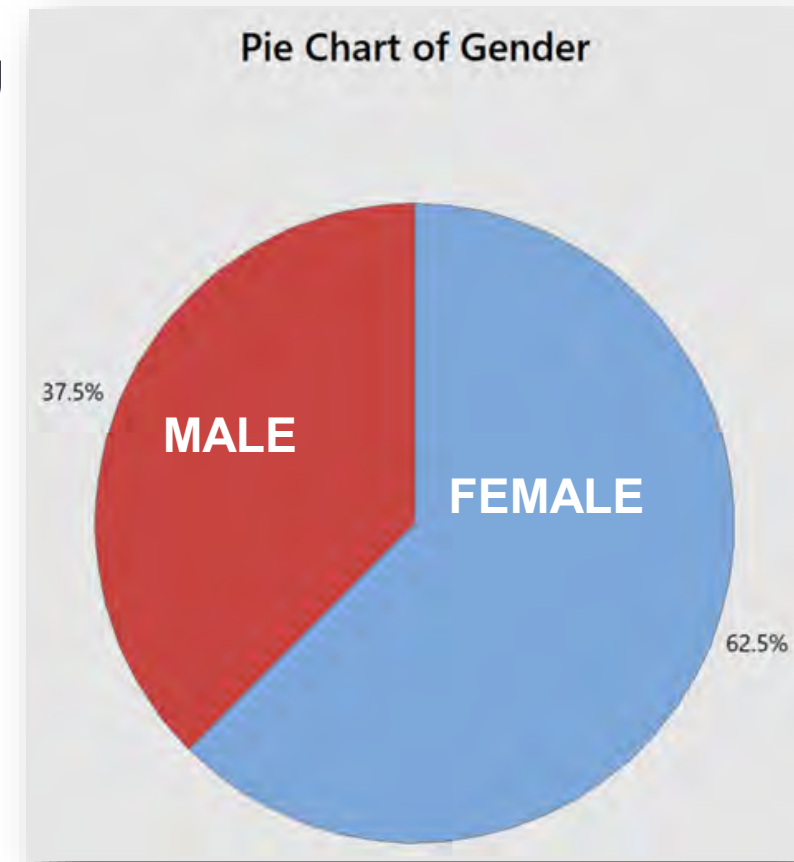
MVHC Non-Emergency Medical Transportation Process Steps

Central Scheduling



Pilot Results Summary

- Location: MVHC Adair Campus
- Timeframe: 12 weeks, December 27, 2017 through March 20, 2018
- What?
 - Screening for transportation needs through Central Scheduling
 - Patient initiated requests for transportation
 - PAAS department arranged transportation and tracked results
- Patients = 148
- Requests = 184
- Patient Demographics:
 - Average age approximately 46 years
 - 50% were ages 33 to 61



Pilot Results Summary - Continued

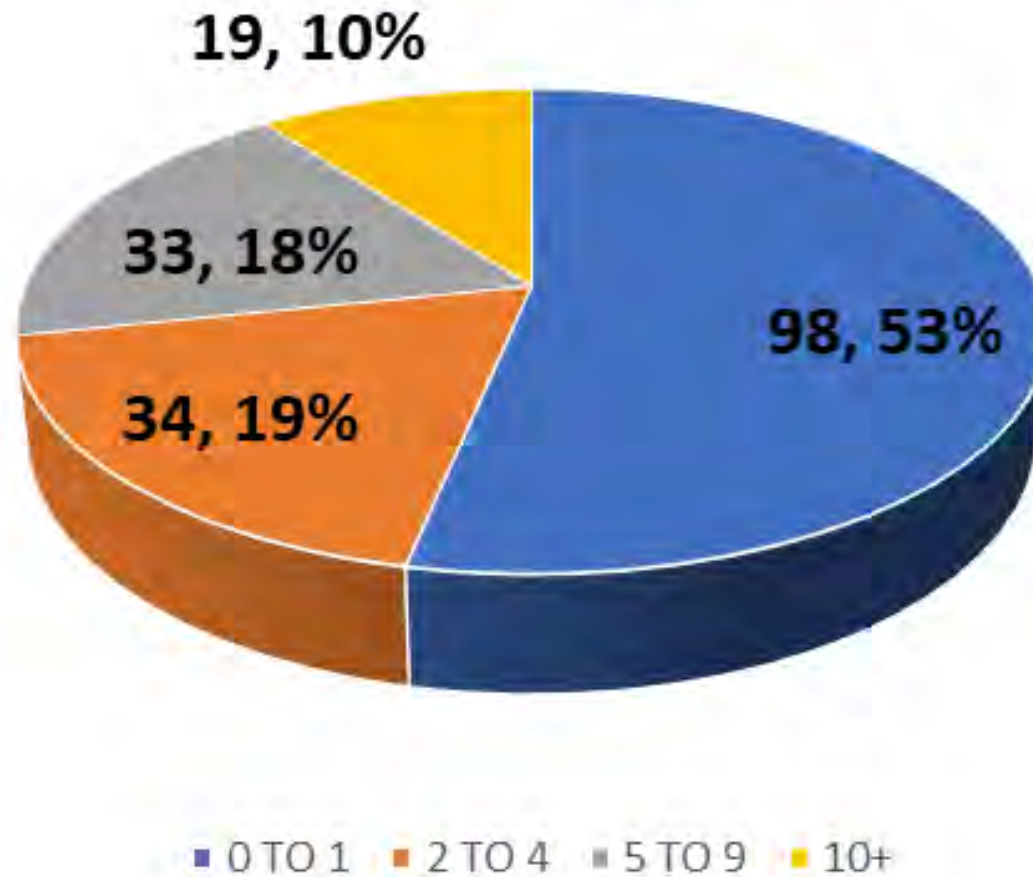
- Appointment Type
 - 78% were either Adult, Women's, or Behavioral Health
 - Primarily Adult
- Request timeframe – see Pie Chart
- Results: Overall = 70% success
- Transportation resources
 - Overall = 62% cab
 - Last Minute requests = 74% cab
 - Cab = high variation in cost, \$20 to \$25

Collaborative Estimates of Volume

Pilot Site	Transportation Assistance Requests	Total Appointments (Adair Campus): 12/27/17 through 3/20/18	Requests per Appointment			
MVHC Adair and South	184	24,953	0.74%			
Collaborative Members	Montly Appointments	Requests per Appointment	Monthly Rides		Last Minute	Advanced Notice
AllWell	1,600	0.74%	12		8	4
Genesis Specialty (Access Center)	11,241	0.74%	83		56	27
Genesis Primary Care (Musk Co)	938	0.74%	7		5	2
Genesis Central Scheduling	4,000	0.74%	29		20	10
MBH	1,739	0.74%	13		9	4
MVHC Adair and South	8,919	0.74%	66		44	22
Total	28,437		210		140	69

Request Timeframe

DAYS IN ADVANCE



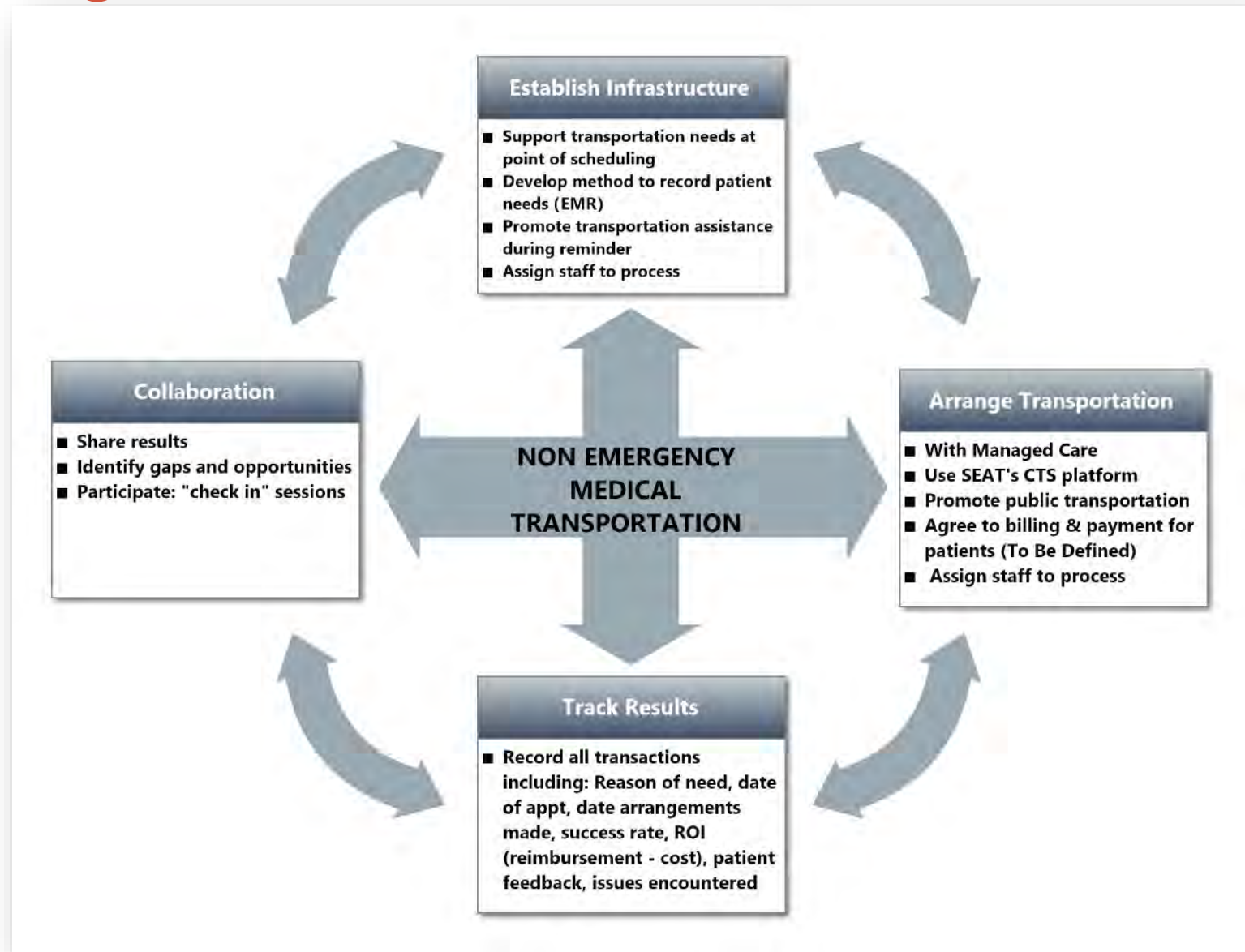
72% of last minute requests completed with cab service

STOP FOUR

Partnership, Collaboration and Community Platform

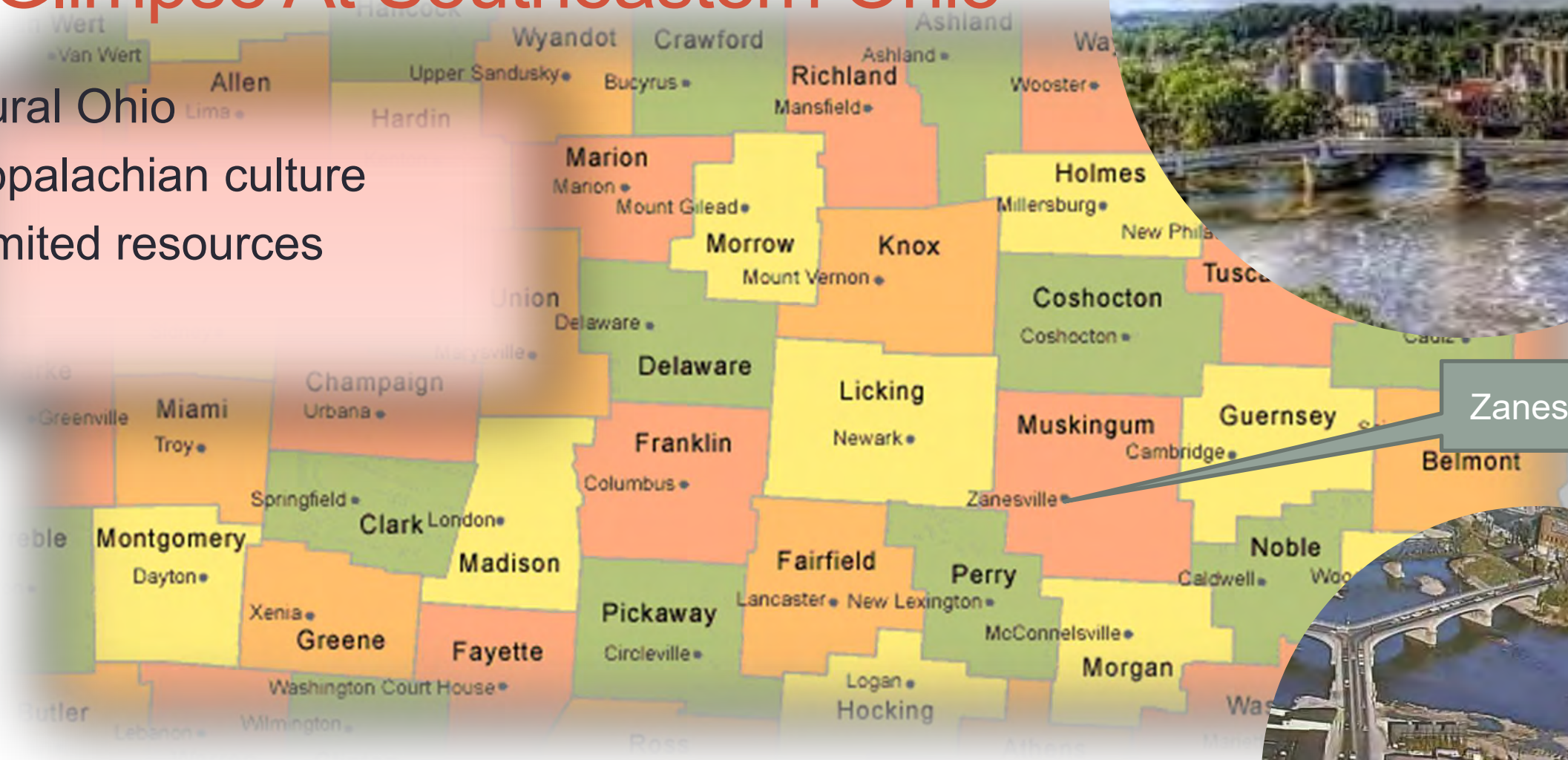


Translating Pilot Success Into Standard Work



A Glimpse At Southeastern Ohio

- Rural Ohio
- Appalachian culture
- Limited resources



Zanesville





Need a Ride to an Appointment?

We Can Help

Contact South East Area Transit (SEAT). SEAT offers transportation throughout Muskingum, Guernsey and Noble counties.

It's easy to schedule a ride. Here's how:

- You can check with your medical provider listed below about scheduling a ride for you.

Need more information?

- Go online to seatbus.org or
- Call (740)454-8573. Select Option 1

We want to help you improve your health and make sure you get to your doctor's appointment. SEAT, along with organizations throughout the community, have a program to help you obtain transportation to your medical providers.

Our region has some of the most progressive public transportation in rural areas across the state. You can also find convenient bus stops located throughout your community. Let us do the driving for you.

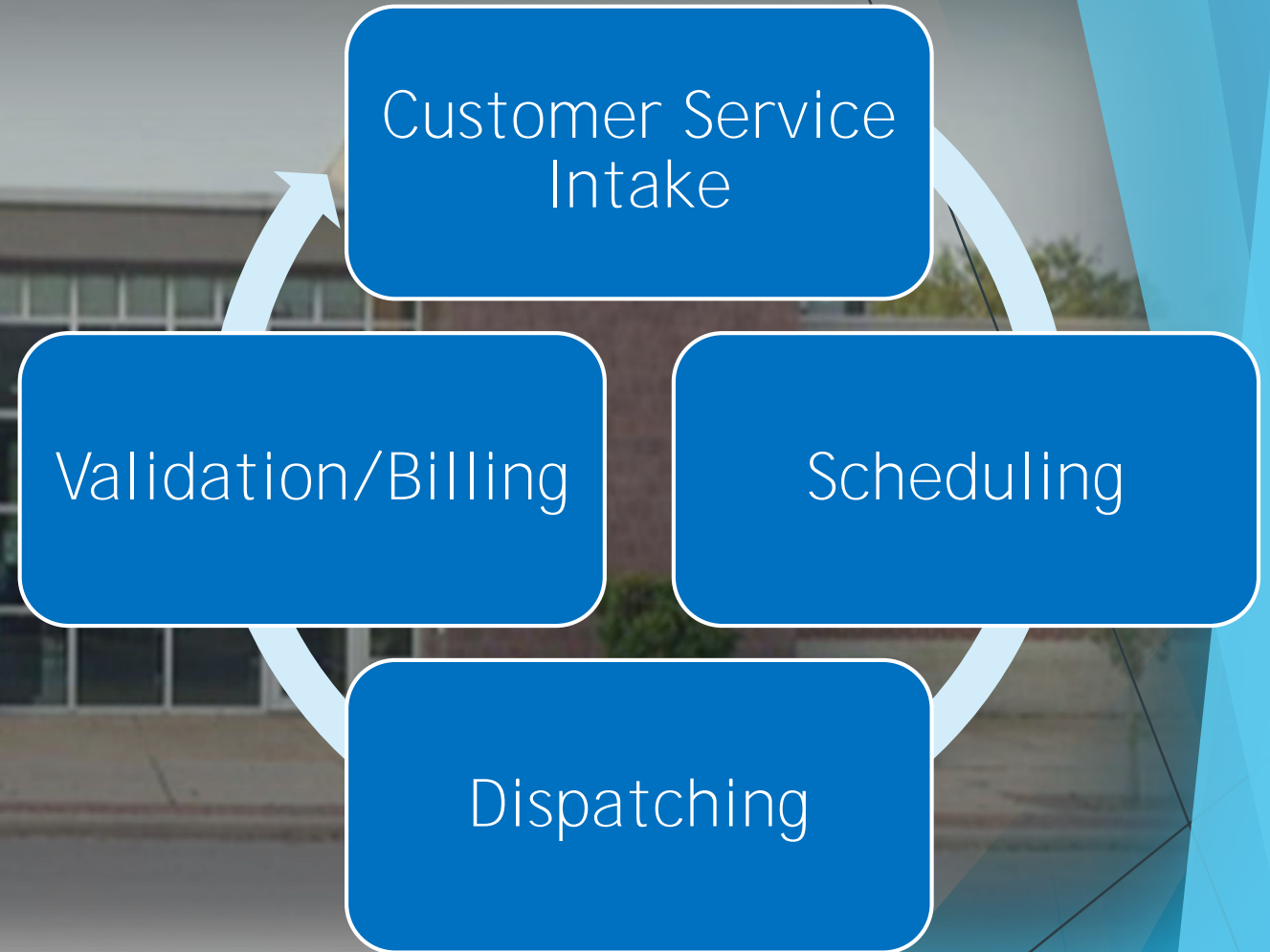


Catalysts for Change

- Same Day/Demand Route Need
- Limited Same Day Options
- Uber, Lyft, Liberty
- MAS Ohio
- Cab Service Limitations

“One Stop Shop” Call Center

Muskingum
Guernsey
Noble



STEP 1

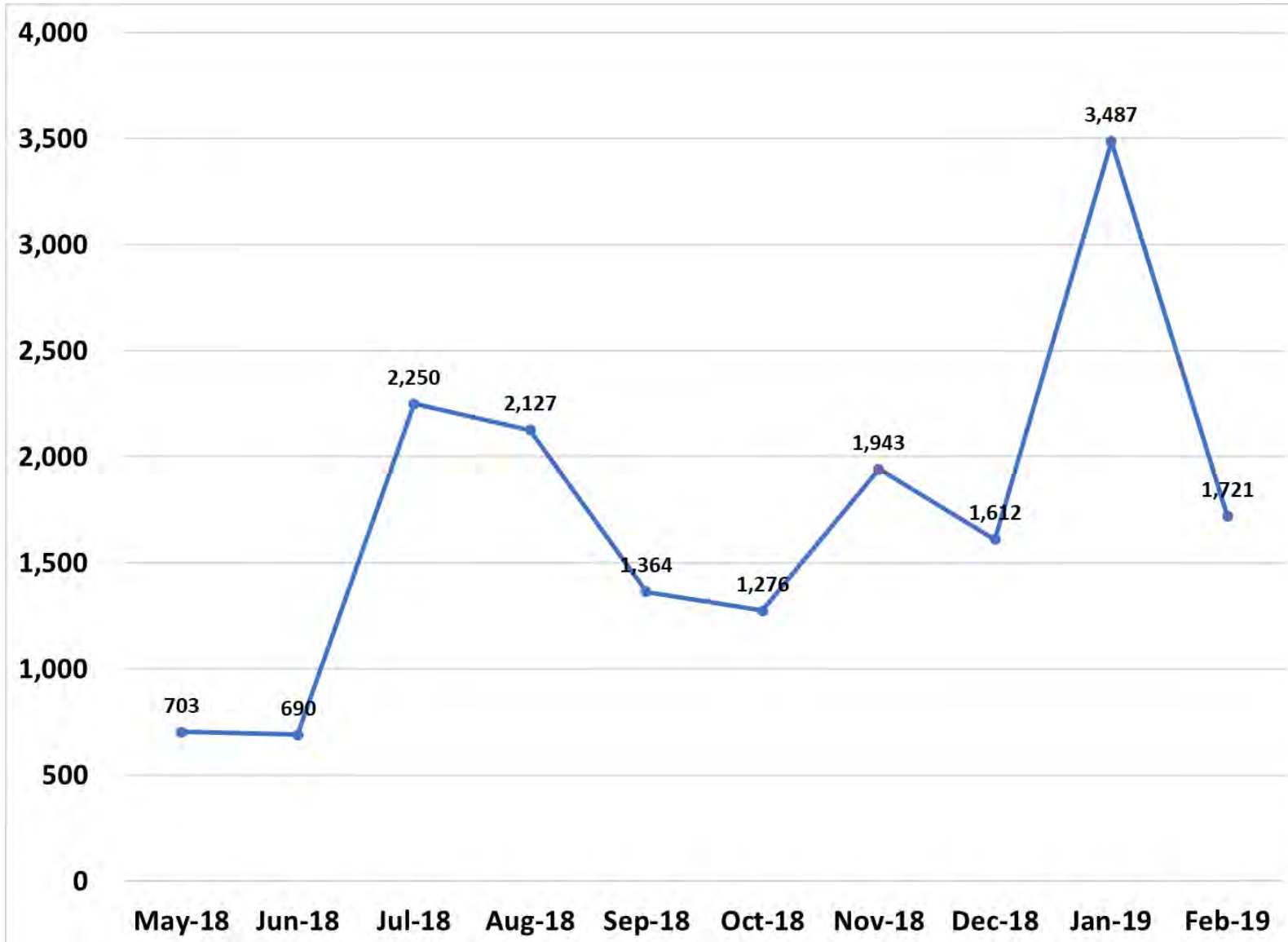
South East Area Transit



- Regional Transit Authority- Not Governed By City Or County
- “One Stop Shop” Call Center- 7 Staff Members
- Muskingum, Guernsey, Noble Counties
- SEAT Drivers, Vendor Drivers, Carr Center, Ambulance Company Vehicles
- All Employees Are Subject To Random Drug And Alcohol Testing/Training

Same Day Rides (Average) per Month	New Riders (Average) per Month	No Show Rate for Demand Route per Month	On Time to Appointment (Average)	On Time to Pick Up within 30 minutes (Average)
300	202	Decreased from 23% to approximately 3 %	Increased from 77% to 96%	86%

Additional Scheduled Rides*

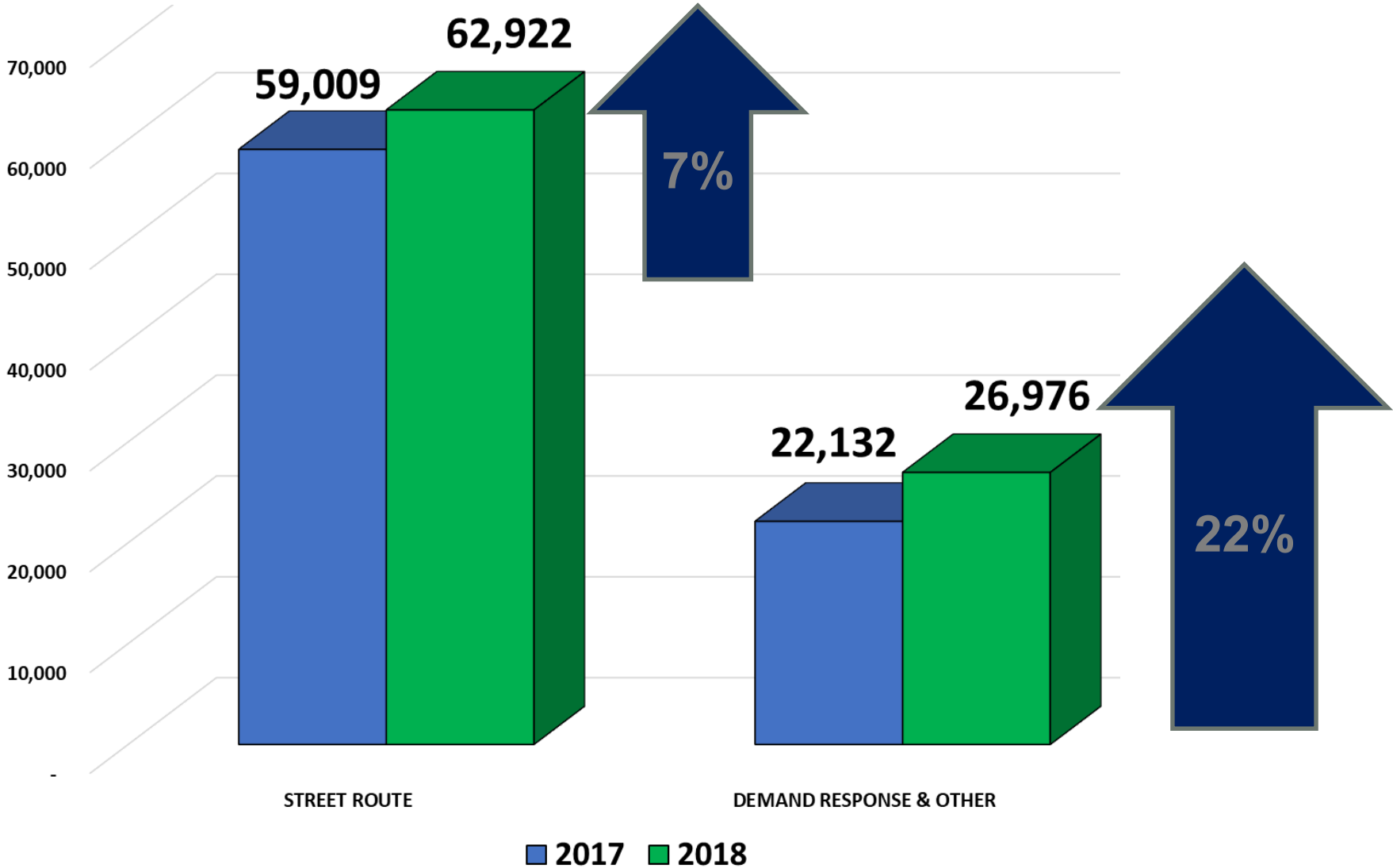


Average Monthly Increase = 1,717

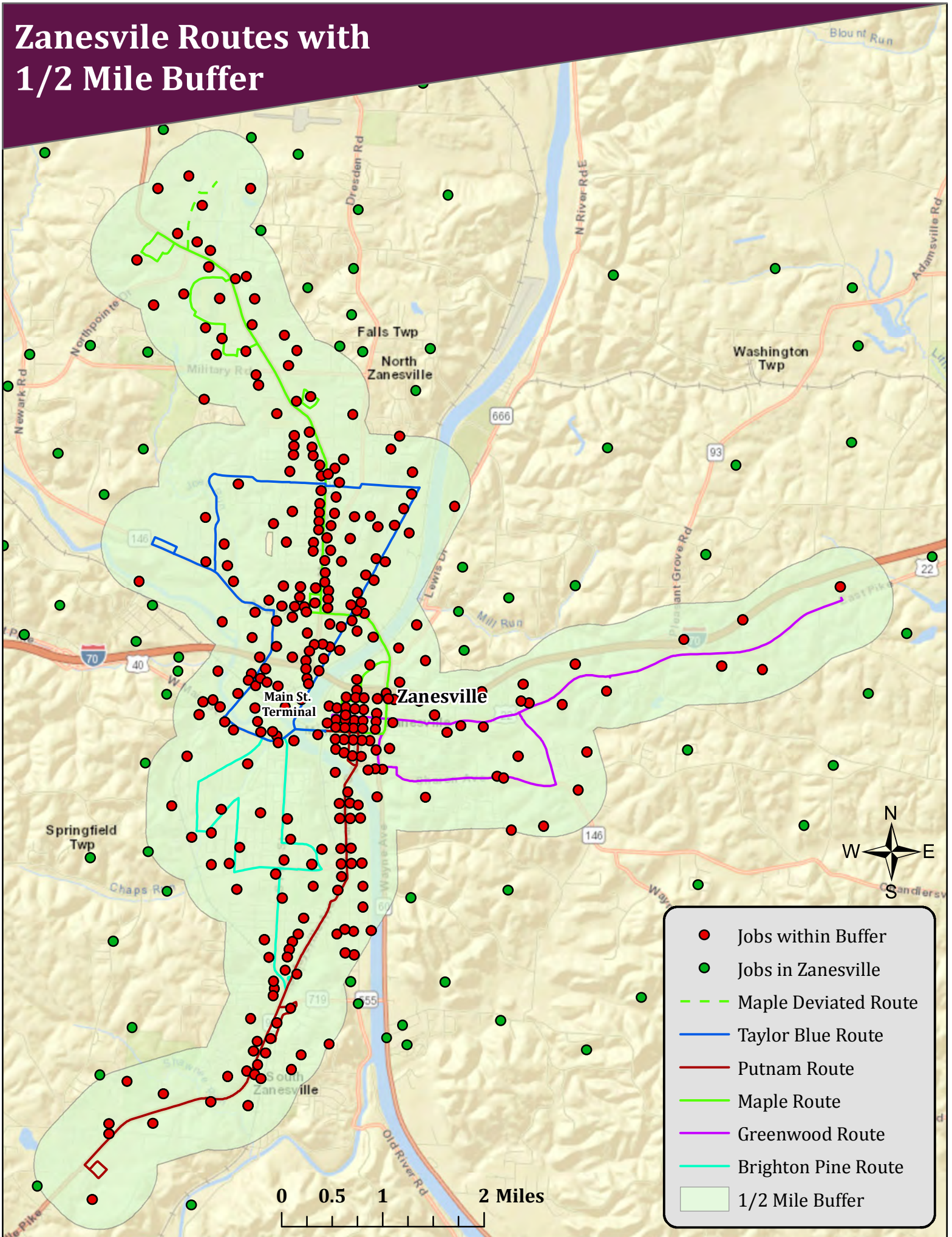
Cumulative Increase = 17,173

*Compared to the same month of the previous year

Growth: Street Route and Demand



Zanesville Routes with 1/2 Mile Buffer



- Jobs within Buffer
- Jobs in Zanesville
- - - Maple Deviated Route
- Taylor Blue Route
- Putnam Route
- Maple Route
- Greenwood Route
- Brighton Pine Route
- 1/2 Mile Buffer

Mid-Ohio Mobility Solutions

Regional Call Center

Success Stories

- 1) Donna Bryan was previously visiting her husband 3 times a week at a nursing home in Muskingum county for \$12 a week through SEAT. Her husband was moved to a Nursing home in Morgan County. Donna wanted to continue to visit her husband multiple times a week, but wasn't going to be able to afford a huge increase in pay. Since her husband was now out of Muskingum County, we would have to look into other transportation options due to SEAT not servicing Morgan County. The Call Center was able to get in touch with Morgan County Public Transit, explain the situation, and workout a fare. We also communicated with SEAT and did the same thing. SEAT was willing to wave some fees and reduce Donna's rate to keep her fare as low as possible. The plan- On Wednesdays, SEAT would pick Mrs. Bryan up from her residence in Muskingum County and transport her to the Morgan county line where, Morgan County Public Transit would pick her up and take her to the nursing home, pick her up from the nursing home and bring her back to the county line where, SEAT would then pick her back up and take her home. On Fridays, SEAT would pick Mrs. Bryan up from her residence in Muskingum County, bring her to the SEAT bus station where, Morgan County Public Transit would pick her up and take her to the nursing home and then return her to the SEAT bus station, and then, SEAT would return her to her residence. This is a standing order with both counties. Her cost to see her husband for 2 out of county round trips is only \$16.00 a week. Mrs. Bryan was extremely pleased with the outcome of the situation and is very happy that she gets to continue her visits with her husband.

2) Joey Hunt was released from prison with a prepaid ticket for Greyhound and \$50 credit for a cab fare. The Greyhound ticket was to take Joey to Portsmouth Ohio and then he would get a cab to take him to the Kentucky state line where he would then be staying in a pre-established homeless shelter. The Greyhound bus did not show up to pick Joey up and therefore he missed very important appointments and was on the verge of losing his bed at the homeless shelter. He also had to spend the night in a town that he had never been to before and was unfamiliar with. The Call Center communicated with SEAT who did some research and found that the events that happened were in no fault to the passenger. SEAT covered the cost of a new Greyhound Bus ticket and wrote a letter on Joey's behalf stating that it was not his fault that he missed his appointments and was not at the homeless shelter at the designated time frame. The Call Center contacted the Belmont county correctional facility about the \$50 cab fare and put them in contact with Joey. Joey was able to make it to his designation and was grateful for the help that he received from the Call Center and from SEAT.

3) Zona Gabbard was sent to us from Annette at Genesis of Cambridge. Zona was diagnosed with cancer and was going to be receiving treatment in Columbus at the cancer center. Zona is a private pay patient not eligible for Medicaid or public assistance. The Call Center looked into quite a few transportation options and was not having any luck coming up with anything that would not break the bank. The cheapest option we could find in her area was SEAT with a round trip ticket costing \$190.00. Zona would need a total of 4 appointments that she was aware of for certain. The Call Center started looking into funding for the transportation and was able to communicate with the Cancer Coalition. The Call Center put Zona in contact

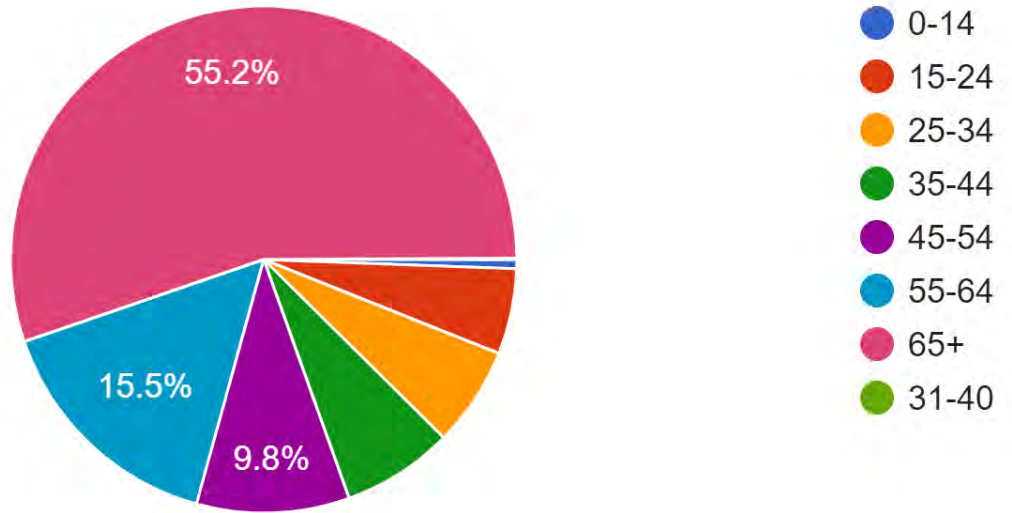
with them and they were able to fund all of the transportation costs for every appointment. SEAT will be transporting Zona to and from her appointments and the Cancer Coalition will be paying the fares. Now Zona can focus on what is important and put the stress of everything else behind her.

- 4) Bryan Gadd is a current SEAT passenger. He was brought to the Call Centers attention from People to People Counseling. Bryan lives in an apartment complex that is not wheelchair accessible. There is currently no wheelchair ramp installed outside of his apartment. Currently the SEAT bus driver has to carry Bryan's wheelchair to the bus while Bryan scoots down the stairs/walkway to the bus. It is the same when they return to drop Bryan back to his residence. This is unsafe for the SEAT driver and for Bryan. The Call Center was made aware that Bryan has a wheelchair ramp at his previous residence that is portable and easily transported. It would just require a large truck and a few volunteers. The Call Center started calling local Non-Profits immediately. A few dead ends were hit in the beginning, but phone call after phone call kept being made. The Call Center finally reached out to Zemba Brothers in a last attempt to get this Mr. Gadd his dignity and quality of life back. Zemba Brothers were eager to help and jumped on the opportunity. All the necessary information was given and they have been in contact with Mr. Gadd to set up arrangements for the transport and set up to take place. This will make life much easier for Bryan and give him the quality of life he deserves.

Appendix M.
Survey Results - Graphics

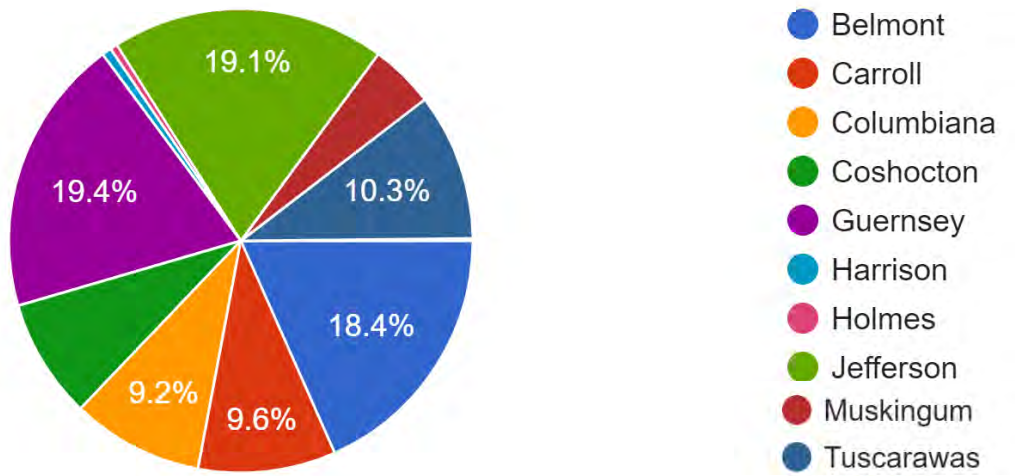
What is your age group?

1,209 responses



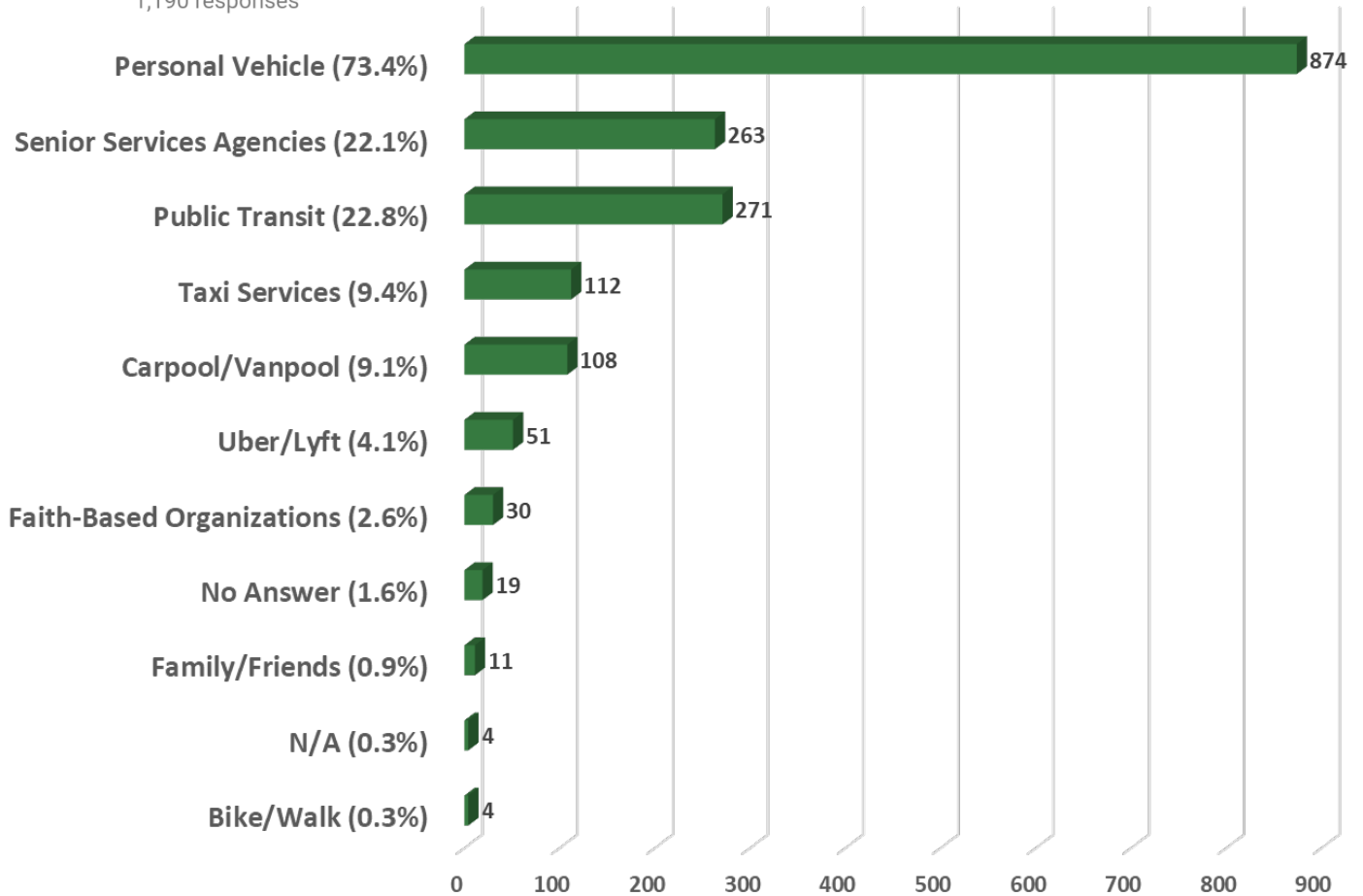
What is your county of residence?

1,209 responses



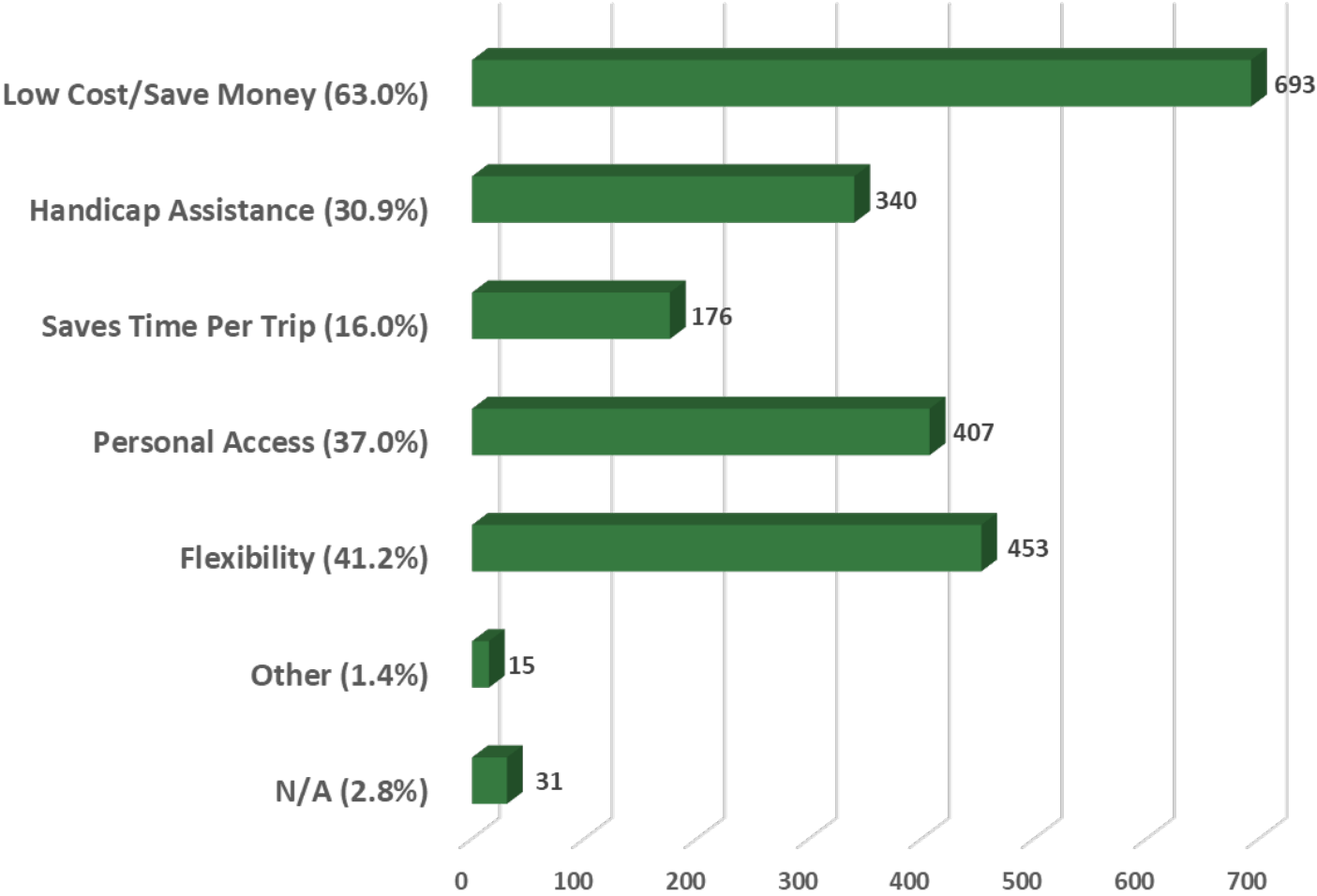
What transportation options have you or your family used in the last year? (Check all that apply)

1,190 responses



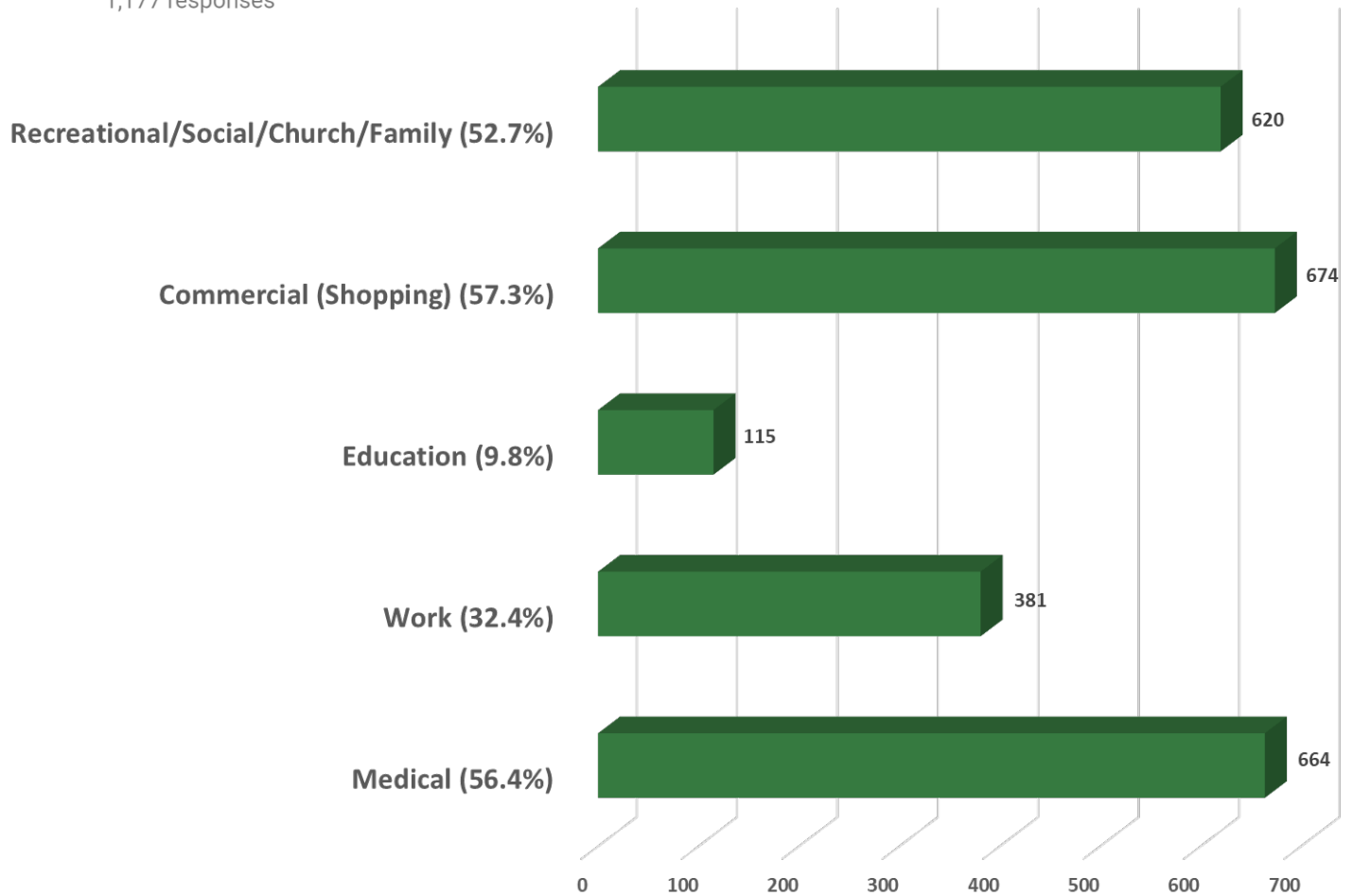
What would make using transportation service/public transit appealing to you? (Check all that apply)

1,100 responses



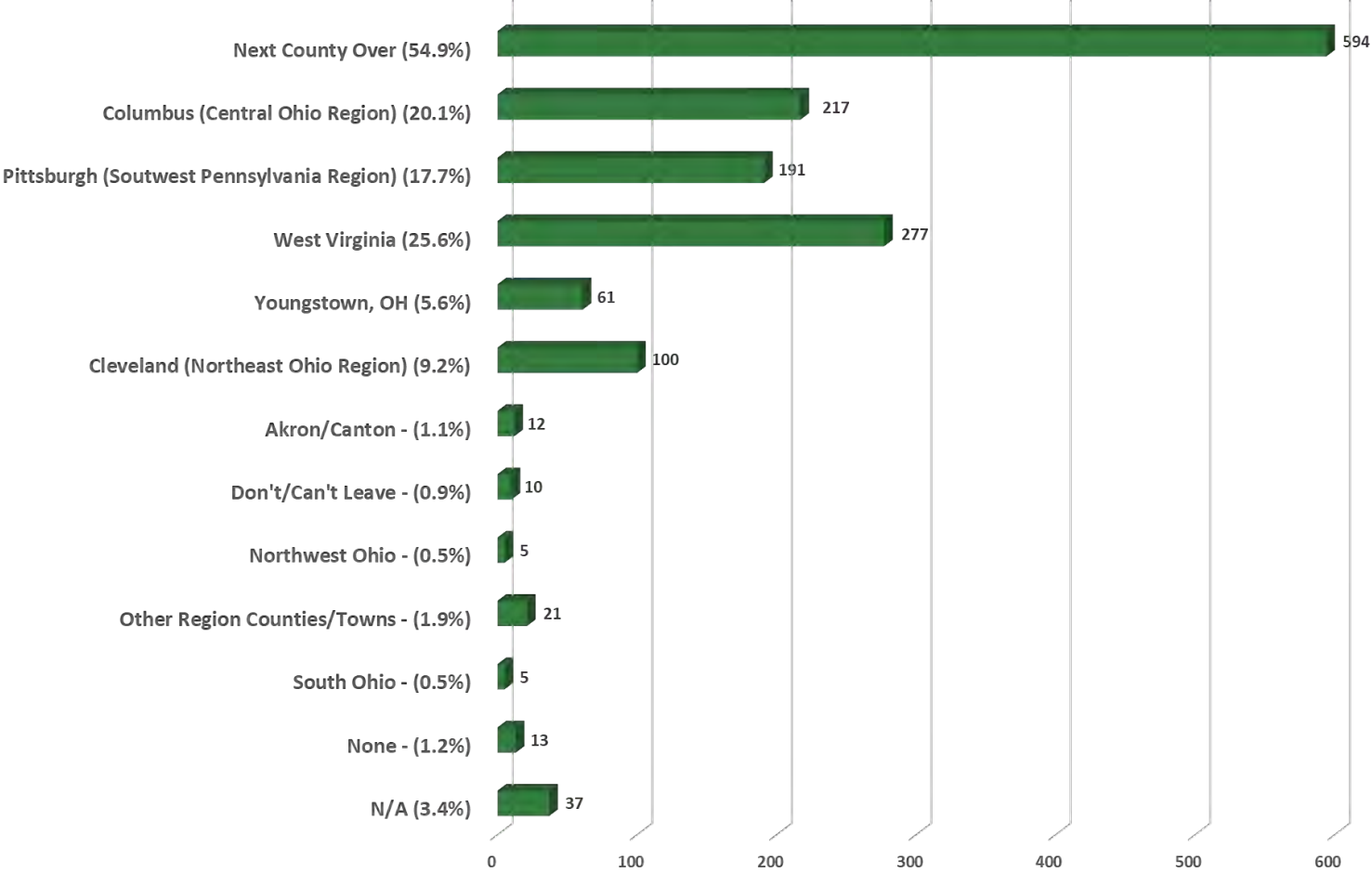
What types of trips do you take regularly throughout your week? (Check all that apply)

1,177 responses



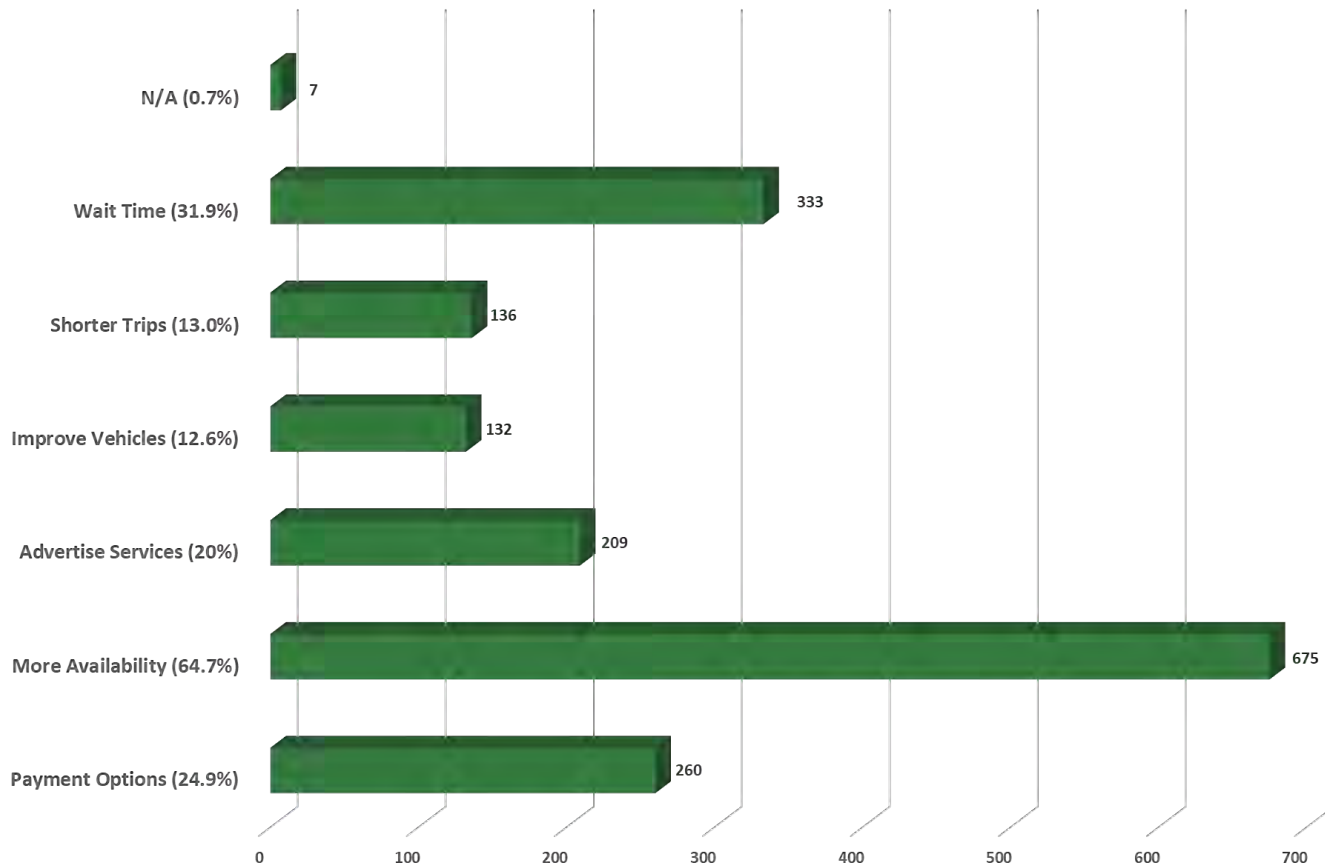
Outside your local area/county, what destination do you frequent most?

1,082 responses



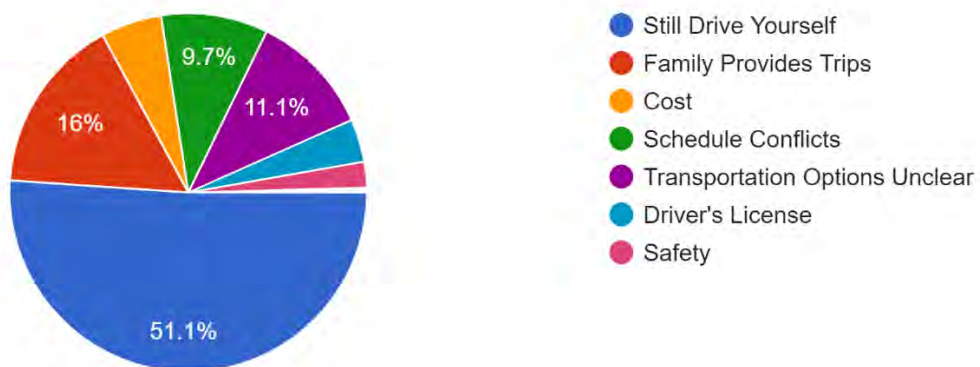
What changes do you suggest to improve transportation services?

1,044 responses



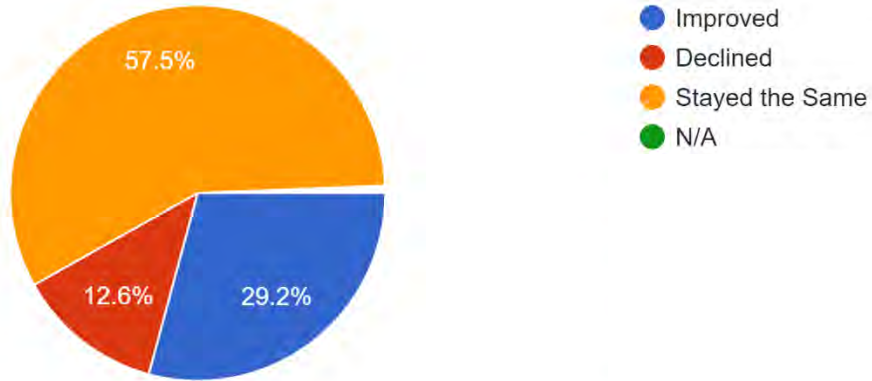
What prevents you from using transportation services on a regular basis?

1,159 responses



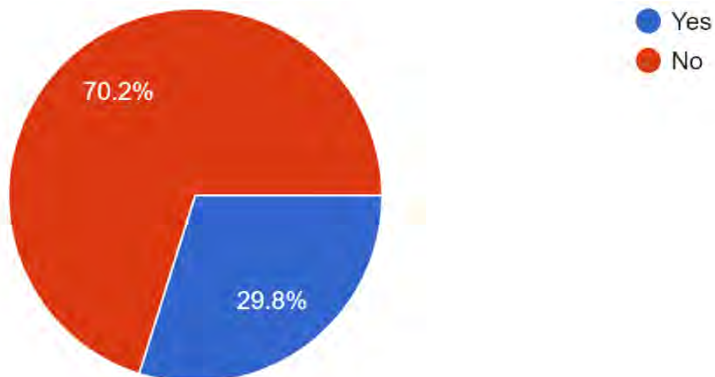
To your knowledge, have conditions regarding transportation service and/or public transit:

1,099 responses



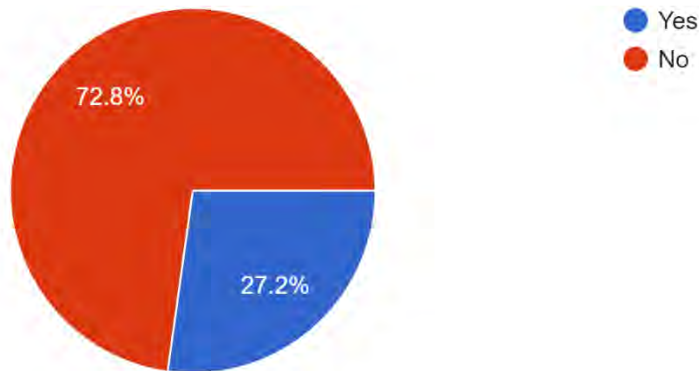
Do you have a disability that requires you to use a cane, walker, wheelchair, and/or another device to help you get around?

1,186 responses



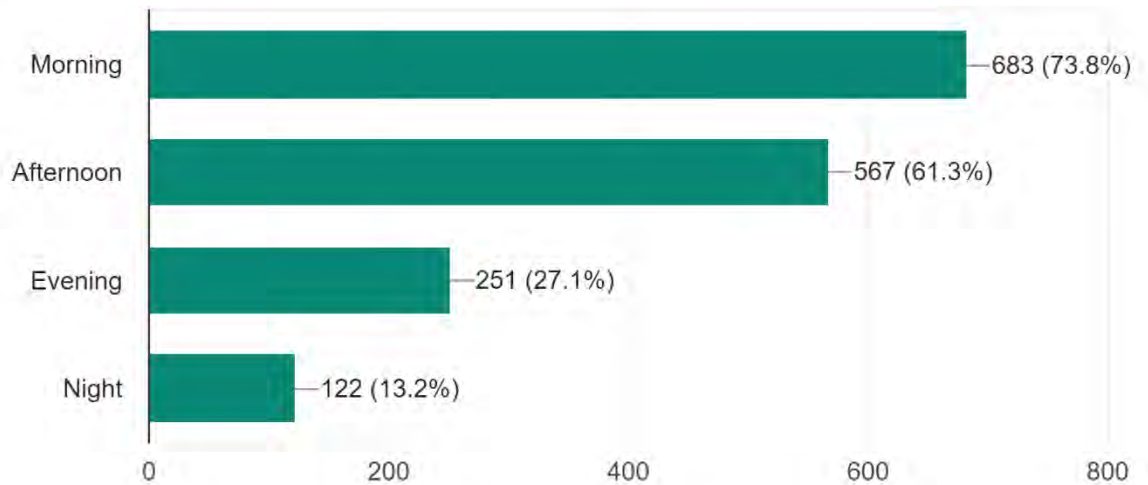
Are you or a family member currently using any transportation services that are available to you through Human Serv..., Board of DD, Veteran Services, etc.)

1,173 responses



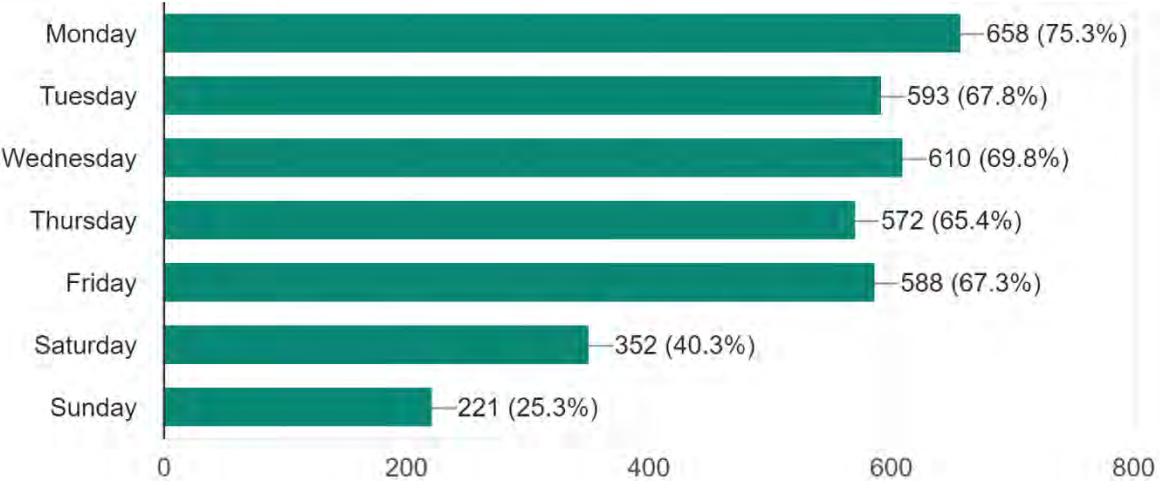
When do you prefer to use human service transportation/public transit?
(Select all that apply)

925 responses



What days of the week do you prefer to use human service transportation/public transit? (Select all that apply)

874 responses



Appendix L.

Transportation Service Provider Project Submittals



Agency Name:	Brooke Hancock Jefferson Metropolitan Planning Commission	County:	Jefferson
Service Area:	Jefferson, Brooke, Hancock	Grant Fund Source:	5310
Project Summary:			
<p>DESCRIPTION OF PROJECT - OHIO MOBILITY MANAGEMENT PROGRAM</p> <p>Project Summary/Outline</p> <ul style="list-style-type: none"> • Increase understanding and awareness of community transportation needs. • Increase awareness of current community transportation options and programs. • Ensure that transportation considerations are included in local and regional planning activities. • Increase local capacity for transportation services. • Assist individuals with accessing all community transportation options. • Ensure effective coordination among different transit agencies and human transportation service providers beyond county and state line. <p>Items Required</p> <ul style="list-style-type: none"> • Funding through the Elderly Individuals with Individuals with Disabilities (Section 5310) Program. <p>TOTAL COST ESTIMATE: 80,000.</p>			
Submitted by:	BHJ Metropolitan Planning Commission	Date:	7/22/2019



Agency Name:	South East Area Transit	County:	Muskingum
Service Area:	OMEGA Region	Grant Fund Source:	5310

Project Summary:

DESCRIPTION OF PROJECT

Project Summary/Outline: The regional call center (Mid-Ohio Mobility Solutions) that is grant-funded through the Ohio Department of Transportation (ODOT) Office of Transit. Our goal for the call center is to help break the transportation barrier by linking people in the community with transportation options. We currently serve 13 counties which include; Belmont, Carroll, Coshocton, Columbiana, Guernsey, Harrison, Holmes, Jefferson, Muskingum, Tuscarawas and Morgan, Noble, Perry to the volume of people requiring transportation services in the OMEGA region. The call center provides callers with information on how to access transportation services, provides explanations of eligibility requirements for services and helps clients schedule appointments with transportation providers. The Mobility Manager for Muskingum County is the overseer of the Regional Call Center. The Regional Call Center would serve as the regional broker for region 9 (OMEGA Region) when/if The Ohio Department of Medicaid would change to a state wide brokerage system.

Items Required

- Staff
- Building & Utilities
- Mobility Manager
-
-
-

TOTAL COST ESTIMATE: \$125,000

Submitted by:	Shannon Hursey	Date:	09/02/19
----------------------	----------------	--------------	----------



Agency Name:	South East Area Transit	County:	Muskingum
Service Area:	Muskingum County	Grant Fund Source:	5310
Project Summary:			
DESCRIPTION OF PROJECT			
<p>Project Summary/Outline: South East Area Transit is the lead agency for the Mobility Management Program in Muskingum County. The Mobility Management Program helps eliminate transportation barriers with residents in Muskingum County. The Mobility Manager works with residents and community agencies to help provider's transportation options to residents of Muskingum County as well as the Regional Call Center.</p>			
Items Required			
<ul style="list-style-type: none">• Mobility Manager••••••			
TOTAL COST ESTIMATE: \$80,000			
Submitted by:	Shannon Hursey	Date:	09/02/19



Agency Name:	National Church Residences Transportation Services, LLC	County:	Belmont
Service Area:	Region 9 - Ohio	Grant Fund Source:	ODOT 5310 Program
Project Summary:			
<p>Description of Project On-Demand Mobile App Technology</p> <p>Project Summary/Outline:</p> <p>The development of a mobile device App could be a game-changer for seniors savvy with smartphones. An on-demand App would be an addition to transit options.</p> <p>Creating an App that is cost-efficient and user friendly that includes well-designed routes, provider lists and contact information can be helpful to the general public in understand what the transit and other specialized transportation services offered and then connect them with service providers.</p> <p>Items Required</p> <ul style="list-style-type: none"> • Development of app • Promotion and education of app • Mobility Manager • • • • • • <p>TOTAL COST ESTIMATE: \$40-\$70,000</p>			
Submitted by:	Peggy Hickenbottom	Date:	7/23/19



Agency Name:	National Church Residences Transportation Services, LLC	County:	Belmont
Service Area:	Western Belmont/Monroe County	Grant Fund Source:	FTA 5310
Project Summary:			
<p>Description of Project Regional Connectivity – Route 800 Belt Line Shuttle Pilot Project</p> <p>Summary/Outline:</p> <p>Route 800 Belt Line would provide access to and from the County seats of St Clairsville in Belmont and Woodsfield in Monroe County. Dropping county boundaries provides new options for the general public, also alleviate traffic and attract more tourists to both counties. State Route 800 is a north–south state highway in the eastern portion of Ohio. This plan will extend through Woodsfield, Malaga, Somerton, Barnesville, Bethesda, Morristown, East Richland, and St Clairsville. The residents who live along Route 800, almost all in rural areas would have the ability to access education, healthcare, employment, parks, cultural and civic activities. The ability to cut across boundaries would be transformational in the way we see transportation as transit agencies and private transportation providers link to this plan. Monroe County Public Transportation mission is to develop new alternatives in providing coordinated transportation, working close with ODOT and other agencies, both for profit and non-profit. Through a joint effort, designated bus stops could be established along 800 to support Belmont County individuals wanting to attend secondary learning facilities. Individuals could share a ride with Monroe County students already being transported through Monroe County Public Transportation.</p> <p>Items Required</p> <ul style="list-style-type: none"> • MOU between County Commissioners • Handicap Accessible Transit Van/Bus • Qualified Drivers • <p>TOTAL COST ESTIMATE: \$151,400</p>			
Submitted by:	Peggy Hickenbottom		7/08/19



Agency Name:	National Church Residences Transportation Services, LLC	County:	Belmont
Service Area:	Region 9 - Ohio	Grant Fund Source:	ODOT 5310 Program
Project Summary:			
<p>Description of Project 5310 Vehicle Replacement Plan</p> <p>Project Summary/Outline:</p> <p>To maintain and support the mobility of seniors and individuals with disabilities this plan with focus on the replacement of current handicap accessible vehicles throughout the region that are supported by ODOT 5310 Specialized Transportation Program.</p> <p>As the need for transportation has increased so has the maintenance and costs to maintain aging vehicles. Replacing current transportation fleet vehicles as they reach their usefulness will help support a safe and dependable resource for the general public use.</p> <p>Our fleet vehicles are averaging \$160,000 mileage annually. Our goal would be to replace 5 vehicles over the next 2 years</p> <p>Items Required</p> <ul style="list-style-type: none"> • 3 Modified Mini Vans Replacement over next year • 2 Modified Mini Vans replaced over the next 1-3 years • • • • • • <p>TOTAL COST ESTIMATE: \$195,000</p>			
Submitted by:	Peggy Hickenbottom	Date:	7/23/19



Agency Name:	National Church Residences Transportation Services, LLC	County:	Belmont
Service Area:	Region 9	Grant Fund Source:	FTA 5310
Project Summary:			
<p>Description of Project Technology - Regional Software</p> <p>Project Summary/Outline:</p> <p>Regional transits, paratransit, and NEMT providers within the region are facing a growing set of challenges. Antiquated dispatch and operational systems are putting organizations at a serious disadvantage.</p> <p>Alongside greater demand for riders and increasing costs, NEMT and paratransit providers are also facing competition from private rideshare companies. As the need for more transportation increases, providers may find problems with their existing software growing too. A crucial part of solving the problem of increased demand along with rising costs is to streamline and modernize the ride dispatch system being used. A regional software system that can be integrated to work effective with all providers to support this increase is needed. Lead agency in each of the nine counties would provide software connection for all stakeholders within the region.</p> <p>Items Required</p> <ul style="list-style-type: none"> • MOU between providers • Compatible software i.e. CTS • • • • • • <p>TOTAL COST ESTIMATE: \$153,000</p>			
Submitted by:	Peggy Hickenbottom		8/7/19



Agency Name:	National Church Residences Transportation Services, LLC	County:	Belmont
Service Area:	Region 9	Grant Fund Source:	FTA 5310
Project Summary:			
<p>Description of Project St Clairsville Public Transit Loop Expansion Program</p> <p>Project Summary/Outline:</p> <p>Belmont County is in need of public transportation beyond the current fixed route provided by Eastern Ohio Valley Regional Transit Authority. Currently OVRTA operates fixed bus routes that primarily serve the Ohio communities of Belmont in Bellaire, Bridgeport, Brookside, Martins Ferry, Rayland, Shadyside, Tiltonsville, part of Yorkville and St Clairsville. A fixed route provides support as far west in Belmont County as Ohio Valley Mall leaving the communities of Bannock, Barnesville, Bethesda, Flushing, Morristown, Neffs, Powhatan Point, and west of the Mall in St Clairsville without public transit. Belmont County's population between 2016 and 2017 has declined by 0.49%. A fixed route expansion of a 16 mile loop would benefit individuals needing transportation to County/governments agencies, secondary educational facilities, senior services, healthcare facilities and employment opportunities. A loop that would expand services from Route 40 and Mall Road in St Clairsville; transit would travel west on Route 40 to Route 331 and loop around Hammond Road, returning to Route 331 then to Route 40 East returning to St Clairsville. A public transit loop would help to support a flexible route segment that operates as a deviated mode, one that could promise to be a long-term solution for the general public. Providing an expansion route would support the Belmont County Coordinated Human/Public Transportation Plan goal of increase transportation for employment and education as well as providing an avenue to maintain residency.</p> <p>Items Required</p> <ul style="list-style-type: none"> • MOU with EORTA • Handicap Accessible Transit Van • Qualified Drivers • • • <p>TOTAL COST ESTIMATE: \$174,000</p>			
Submitted by:	Peggy Hickenbottom		8/7/19



Agency Name:	National Church Residences Transportation Services, LLC	County:	Belmont
Service Area:	Region 9	Grant Fund Source:	FTA 5310
Project Summary:			
<p>Description of Project Sub-Regional Call Center Pilot Project – Southeast</p> <p>Project Summary/Outline:</p> <p>Sub-Regional Call Center is needed to support the eastern counties of Region 9. A Sub-Regional Call Center would enhance and promote the regional mobility coordination planning efforts. This would include identifying mobility managers as community liaisons throughout the region to provide a sense of allegiance with the Regional Call Center in Zanesville, Ohio. The need for a Sub-Regional Call Center has emerged through the recent planning for a Regional Call Center that simplifies access to transportation services for the community and maximizes utilization of resources. It is recognized that there is also a distinction between the rural areas and the urban areas and that this division crosses some boundaries. Some providers emphasize service quality differently than others; there is consensus that service efficiency needs to be improved so that limited resources can be stretched to the greatest extent possible. It is further recognized that the boundaries of providers located in the eastern section of the region do not have the same transportation requirements as those counties already supported by urban providers. A more localized radius for a Sub-Regional Call Center would articulated a vision in which rural community members are able to call and feel connected to local resources. A Sub-Regional Call Center could be coordinated under a lead agency model designated by Ohio Department of Transportation.</p> <p>Items Required</p> <ul style="list-style-type: none"> • MOU between providers • Compatible software i.e. CTS • Mobility Manager • Housing & Utilities • Staffing • • <p>TOTAL COST ESTIMATE: \$112,000</p>			
Submitted by:	Peggy Hickenbottom		7/08/19



Agency Name:	South East Area Transit	County:	Muskingum
Service Area:	OMEGA Region	Grant Fund Source:	5310

Project Summary:

DESCRIPTION OF PROJECT

Project Summary/Outline: The regional call center (Mid-Ohio Mobility Solutions) that is grant-funded through the Ohio Department of Transportation (ODOT) Office of Transit. Our goal for the call center is to help break the transportation barrier by linking people in the community with transportation options. We currently serve 13 counties which include; Belmont, Carroll, Coshocton, Columbiana, Guernsey, Harrison, Holmes, Jefferson, Muskingum, Tuscarawas and Morgan, Noble, Perry to the volume of people requiring transportation services in the OMEGA region. The call center provides callers with information on how to access transportation services, provides explanations of eligibility requirements for services and helps clients schedule appointments with transportation providers. The Mobility Manager for Muskingum County is the overseer of the Regional Call Center. The Regional Call Center would serve as the regional broker for region 9 (OMEGA Region) when/if The Ohio Department of Medicaid would change to a state wide brokerage system.

Items Required

- Staff
- Building & Utilities
- Mobility Manager
-
-
-

TOTAL COST ESTIMATE: \$125,000

Submitted by:	Shannon Hursey	Date:	09/02/19
----------------------	----------------	--------------	----------



Agency Name:	Society for Equal Access/ILC	County:	Tuscarawas
Service Area:	All OMEGA Region	Grant Fund Source:	ODOT -5310
Project Summary:			
DESCRIPTION OF PROJECT			
Project Summary/Outline: We have a total fleet of 31 vans, 4 vans are over 300,000 miles; 11 vans are over 200,000 miles and 2 vans are over 175,000 miles. We will need to replace 15 vans within 1 to 3 years and 2 more within the next 4 years.			
Items Required			
<ul style="list-style-type: none">• Modified mini vans-15 1 to 3 years• Modified mini vans 2 in 4 years•••••••			
TOTAL COST ESTIMATE: \$595,000			
Submitted by:	Kevin Hannahs Executive Director	Date:	7/29/2019



Agency Name:	Tuscarawas County Senior Center	County:	Tuscarawas
Service Area:	Tuscarawas County	Grant Fund Source:	5310
Project Summary:			
<p>DESCRIPTION OF PROJECT: THE TUSCARAWAS COUNTY SENIOR CENTER TRANSPORTATION</p> <p>Project Summary/Outline: The Tuscarawas County Senior Center provides transportation to county resident 60 and older. The program operates with 15 vans per day taking seniors to appointments in Tuscarawas County. The Senior Center will be applying for 5310 grant for vehicles, capitalized maintenance.</p>			
<p>Items Required</p> <ul style="list-style-type: none"> • Replacement Van X 3 • Capitalized Maintenance • • • • • • • 			
TOTAL COST ESTIMATE: \$101,000			
Submitted by:	Shannon Hursey	Date:	08/02/19



Agency Name:	Tuscarawas County Senior Center	County:	Tuscarawas
Service Area:	Tuscarawas County	Grant Fund Source:	5310

Project Summary:

DESCRIPTION OF PROJECT: THE TUSCARAWAS COUNTY SENIOR CENTER MOBILITY MANAGEMENT PROGRAM

Project Summary/Outline: The Tuscarawas County Senior Center is the lead agency for the Mobility Management Program in Tuscarawas. The Mobility Management Program helps eliminate transportation barriers with residents in Tuscarawas County. The Mobility Manager works with residents and community agencies to help provider’s transportation options to residents of Tuscarawas County.

Items Required

- Mobility Manager
-
-
-
-
-
-

TOTAL COST ESTIMATE: \$70,000

Submitted by:	Shannon Hursey	Date:	08/02/19
----------------------	----------------	--------------	----------



Agency Name:	National Church Residences Transportation Services, LLC	County:	Belmont
Service Area:	Region 9	Grant Fund Source:	FTA 5310
Project Summary:			
<p>Description of Project Mobility Management Program</p> <p>Summary/Outline:</p> <p>Mobility Management program that offers a full-time mobility manager should continue for the implementation of the coordinated plan, programs and policies, and build local partnership and create educational resources for the public and host public forums for educational purposes has defined in Belmont County Coordinated Public Transit/Human Services Transportation Plan. Our goal is to serve residents of adjoining counties as well as Belmont.</p> <p>Items Required</p> <ul style="list-style-type: none"> • Mobility Manager • Office Space <p>TOTAL COST ESTIMATE: \$73,000</p>			
Submitted by:	Peggy Hickenbottom		9/06/19



Agency Name:	CAA M/M	County:	Columbiana
Service Area:	OH-PA-WV	Grant Fund Source:	ODOT M/M 5310
Project Summary:			
<p>DESCRIPTION OF PROJECT CREATE COORDINATED MEDICAL ROUTE SYSTEM</p> <p>Project Summary/Outline:</p> <p>Create shared, coordinated trips to medical centers on a regular fixed schedule. This could encompass several counties coordinating to get persons to Cleveland Clinics/VA, Pittsburgh medical centers, Beaver hospital and medical services, and Weirton medical complexes on a consistent, reliable, fixed known schedule. It could also include creating transit coordination more locally from Columbiana, Jefferson and Trumbull counties to medical complexes in Mahoning (Boardman).</p> <p>Items Required</p> <ul style="list-style-type: none"> • Gather and analyze O-D data • Coordinate medical needs and gaps in service in multi-county regions • Meet with medical centers and medical stakeholders to onboard the facilities with the program, especially as it relates to scheduling • Continual outreach to medical stakeholders • Develop medical routes and schedules • Perform time and feasibility studies • Create agreed upon fare structure • Create marketing campaigns in conjunction with medical centers • Push for all providers to use the same software for scheduling (these could be shared portals) and train medical center scheduling staff to use portals so that future transport is already arranged when patients leave medical facilities • Find and assign vehicles from multiple fleets, as well as drivers and staff to coordinate who goes where and when • Train drivers • Do public outreach campaigns <p>TOTAL COST ESTIMATE:</p> <p>\$55,000 not including vehicles or vehicle drivers or operational costs</p>			
Submitted by:	Deb Hill, Mobility Manager	Date:	8/30/2019



Agency Name:	CAA- CARTS	County:	Columbiana
Service Area:	Columbiana Co. and 50 miles	Grant Fund Source:	ODOT 5311
Project Summary:			
<p>DESCRIPTION OF PROJECT TRADE OUT 15% OF FLEET PER YEAR</p> <p>Project Summary/Outline: CARTS currently has a fleet of 37 vehicles:</p> <ul style="list-style-type: none"> 1 MV over 230K miles 7 MMV 1 over 150K miles; 4 over 125K miles; 1 over 100K miles; and 1 over 50K miles 1 AV over 80K miles 5 LTV 2 over 250K miles; 2 over 200K miles; 1 over 175K miles 23 LTN 3 over 200K miles; 2 over 200K miles; 1 over 175K miles; 2 over 150K miles; 4 over 125K miles; 2 over 100K miles; 1 over 75K miles; 3 over 50K miles; and 6 at almost 50K miles. <p>Items Required</p> <ul style="list-style-type: none"> • Not replacing the MV, getting MMV in its place so fleet is 100% compliant • Adding more AV's to fleet when the LTN's are ready for disposal • 6 vehicles replaced this year (CY 2019) with new busses • 5 new vehicles are scheduled for next year (CY 2020) <p>TOTAL COST ESTIMATE:</p> <p>\$50K FOR AV</p> <p>\$60K FOR LTN</p> <p>\$40K FOR MMV</p> <p>\$65K FOR LTV</p>			
Submitted by:	Shari Green, Transit Director	Date:	8/30/2019



Agency Name:	CAA – M/M	County:	Columbiana
Service Area:	Columbiana	Grant Fund Source:	ODOT – M/M 5310

Project Summary:

DESCRIPTION OF PROJECT MAKE THE CONNECTION SHUTTLE SYSTEM – PHASE 2 AND PHASE 3

Project Summary/Outline:

Upon successful completion of the Phase 1 Make The Connection Shuttle System pilot program (12/31/2019), the Phase 1 East Liverpool/Calcutta Shuttle is expected to begin as a permanent service. The Phase 2 pilot would be created and begun, and would mimic the shuttle service developed in East Liverpool (southern region), but in the Salem/Columbiana area (northern region). Two shuttle routes may have to be developed and implemented because of the 90 minute ADA restrictions and the rural distances that need to be navigated between Salem and Columbiana. Phase 2 fares are expected to mimic the southern route fares at \$1.00 each way and \$.50 reduced fare for the elderly and disabled. This provides affordable access to work force transit in the northern areas of the county, and greatly enhances quality of life options for all other vulnerable populations. The Phase 3 pilot program would connect the northern and southern shuttle routes via Lisbon, which is the county seat and is located in the center of the county. Fares would be expected to be about double the single area routes meaning that transit from the north transfer location to the south transfer location (or vice versa) would be about \$2.00 with reduced fares of \$1.00 each way. Once Phase 3 is completed, there would be a county-wide, webbed ,connected system of deviated fixed routes with overlapping transfer points. This would allow for persons to go completely across the county for between \$2.00 and \$4.00 each way , depending on their specific situation. Currently the least expensive transit option is to try to schedule through CARTS at \$4.30 each way.

The webbed system of MAKE THE CONNECTION SHUTTLE routes opens up the entire county as viable for the entire workforce , and indeed for every citizen of the county as all vehicles are wheel chair accessible, and the shuttle fare structure is both affordable and sustainable. It also opens up countless new quality of life options to the growing senior population, disabled persons, and those who struggle with lack of transit and life options because of low income. Persons needing, or required to have, social services, which are generally received in Lisbon, will directly benefit. This system of affordable transit also opens up treatment and recovery programs to persons who have been transit challenged to get from one end of the county to the other, or from either end of the county to Lisbon where many, often court- mandated, treatment/recovery programs are provided.

As the hours of operation are extended, and eventually include weekend transit, the whole world of services, shopping, treatment and recovery, work options, religious service participation, and social enhancements become affordable and truly available to ALL residents of the county.

Items Required

- Collect and analyze O-D data
- Develop test routes
- Do route time and location studies
- Choose route stops
- Develop time schedules
- Coordinate route times and schedules between the 3 or 4 routes to provide county wide transit schedules
- Purchase vehicles dedicated to Shuttle Services (Locate vehicles in current fleet that can be assigned before purchased vehicles are available)
- Train drivers



Company Name

<ul style="list-style-type: none">• Do public campaigns and follow up marketing• Create flyers, pamphlets, Shuttle Books, posters , banners, and other printed materials to publicize new routes and how they integrate to form a system of transit in the county.• Involve businesses and stakeholders in promoting the Shuttle system• Analyze data from pilot periods and adjust route stops and route time schedules as needed• Hold public forums for feedback as well as do survey feedback and direct feedback captured by the Mobility Manager			
TOTAL COST ESTIMATE:			
\$65,000, not including vehicles or operating costs			
Submitted by:	Deb Hill, Mobility Manager	Date:	8/30/2019



Agency Name:	CAA - CARTS	County:	Columbiana
Service Area:	Columbiana and 50 miles	Grant Fund Source:	ODOT 5311
Project Summary:			
<p>DESCRIPTION OF PROJECT RENOVATE AND UPGRADE CURRENT CARTS OPERATIONS BUILDING WITH A SECOND STORY ADDITION AND COVERED PARKING LOT STRUCTURE</p> <p>Project Summary/Outline: The current CARTS building does not have adequate space to house the staff, and does not have a space to provide driver training. Additionally, all fleet vehicles are staged outdoors without any cover of any kind, exposing both fleet and employees to sustained inclement weather.</p> <p>A second story addition to the building along with a renovation of the first floor for better use of space would provide adequate office space for the staff and expanding staff requirements, a training room for the drivers/meeting room for management staff meetings, and a lunch or break room for the drivers. Covering the parking lot with some sort of structure would put the fleet “under roof”, as well as the vehicles of the drivers when they are on duty, which would reduce wear and tear on fleet vehicles and help prevent employee accidents in bad weather. It would also allow for an added measure of security.</p> <p>Items Required</p> <ul style="list-style-type: none"> • Obtain plans and bids for expansion • Seek board approval for selected plan • Construction • Purchase additional desks, tables , chairs, lockers, misc furniture • Moving costs to separate and move currently overcrowded offices • Additional heating/cooling and maintenance costs – yearly • Potential to hire and train new staff • Upgrade current equipment to more effectively and efficiently serve the riding public <p>TOTAL COST ESTIMATE:</p> <p>\$506,000 (\$212K for parking lot structure, \$275K for construction of second floor, \$19K furniture and equipment)</p>			
Submitted by:	Shari Green, Transit Director	Date:	8/30/2019



Agency Name:	CAA - CARTS	County:	Columbiana
Service Area:	Columbiana and 50 miles	Grant Fund Source:	ODOT 5311
Project Summary:			
<p>DESCRIPTION OF PROJECT PURCHASE UPGRADED COMPREHENSIVE PHONE SYSTEM</p> <p>Project Summary/Outline: CARTS, because of the expansion of staff, fleet, and service times, requires the purchase of a new comprehensive phone system. This system would need to better handle scheduling, trip assignments, driver tablet interface and be CTS compatible as well as be able to handle high volume and multiple call traffic without dropping the calls or having the public experience an extended waiting time on hold. The new system would also allow for safeguards to be put in place to prevent service interruptions, dropping of calls, and rolling calls from phone to phone with no resolution for the caller.</p> <p>Items Required</p> <ul style="list-style-type: none"> • Investigate potential phone systems • Choose a preferred system • Recommend purchase to the board for approval • Purchase phones and all ancillary required equipment • Train personnel on new system • Coordinate with CTS software <p>TOTAL COST ESTIMATE: \$64,000 +/- \$5000. In process of looking at systems and getting bids.</p>			
Submitted by:	Shari Green, Transit Director	Date:	8/30/2019



Agency Name:	CAA - CARTS	County:	Columbiana
Service Area:	Columbiana	Grant Fund Source:	ODOT 5311
Project Summary:			
<p>DESCRIPTION OF PROJECT PURCHASE LARGER BUSES DEDICATED TO CURRENT AND ADDITIONAL DEVIATED FIXED ROUTE, COUNTY-WIDE, SHUTTLE SYSTEM</p> <p>Project Summary/Outline:</p> <p>Make The Connection Shuttle – Phase 1- pilot program is ending 12/31/2019. The deviated fixed route has been a success and will likely become a permanent service on 1/1/2020. Demand has already exceeded capacity several times, and as hours are extended, demand is expected to grow even higher. Larger capacity busses that can be specifically dedicated to the Shuttle service are needed. Phase 2 and Phase 3 of the Shuttle program should be launched in 2020/2021. A total of 3 and possibly 4 deviated fixed route shuttle routes will form a connected web of service across the county providing for affordable access to work across the entire county and opening up a greatly enhanced quality of life to elderly, disabled and low-income persons throughout the county. Fares will be \$1.00 each way, with reduced fares of \$0.50 for elderly or disabled persons, for Phase 2. Rates for Phase 3 which would be a cross county route rather than an in-city route will be determined but will be kept low to make transit affordable for the workforce and the fixed income and low income populations.</p> <p>A fleet of 6 larger busses will be required. 4 will be required to provide every day route service, and 2 for fill in if there is downtime with one of the busses or if additional services are needed on any route.</p> <p>Items Required</p> <ul style="list-style-type: none"> • Consider the required size of bus in accordance with the ridership data • Acquire busses specifically for the Shuttle fleet • Obtain ODOT registration numbers • Shrink wrap at least 4 busses for dedicated Make The Connection Shuttle service. • Ongoing expected maintenance <p>TOTAL COST ESTIMATE:</p> <p>\$555,000 (6 vehicles at \$85K/vehicle and shrink wrap of 5 vehicles at \$9K/vehicle)</p>			
Submitted by:	Shari Green, Transit Director	Date:	8/30/2019



Agency Name:	CAA - M/M	County:	Columbiana
Service Area:	Columbiana, Mahoning and Trumbull counties (possibly to include Ashtabula)	Grant Fund Source:	ODOT – M/M 5310
Project Summary:			
<p>DESCRIPTION OF PROJECT SUB-REGIONAL CALL CENTER- EASTERN BORDER, NORTH</p> <p>Project Summary/Outline: Develop, coordinate and operate a sub-regional call center serving Columbiana, Mahoning and Trumbull Counties, possibly including Ashtabula County as well. Further to establish and lead an Eastern Ohio Alliance for Transportation (EOAT - North) to enrich these counties and to coordinate with Eastern Ohio Alliance for Transportation members in the counties south of Columbiana County, with Columbiana county serving as the fulcrum and lead/overlap between the border counties to the North and the border Counties to the South. Also to coordinate all functions with the sub regional call center serving Columbiana and the northern border counties, thus providing coordinated transit all along the eastern Ohio border and providing transit across state lines to West Virginia and Pennsylvania. One or two sub regional call centers are necessary because of the unique challenges and opportunities present in counties which border other states, as opposed to the counties that lie with their neighbor counties fully in Ohio.</p> <p>Items Required</p> <ul style="list-style-type: none"> • Meet with stakeholders in all counties • Solidify relationships with transit operators in each county • Coordinate gaps in service that call center can help with (in addition to providing solid, accurate general information) • Gather and analyze O-D data for all counties especially those with destinations in other border counties and those that go out of state • Develop SOP for call center and procedures and guidelines • Locate and coordinate office/call center space • Obtain equipment for all center • Hire, train and supervise call center employees • Develop marketing campaign for Eastern Ohio Alliance for Transportation and for Call Center • Hold monthly meetings with stakeholders • Coordinate all aspects of call center with the Northern regional call center • Develop transit relationships with providers across state borders • Develop and coordinate a fare structure for trans county transit • Develop and coordinate a fare structure for across state line transit • Put in place MOU and/ or other procedural agreements to make transit move more smoothly and effectively along the Eastern Ohio border and with the neighboring states <p>TOTAL COST ESTIMATE: Estimated at \$150,000</p>			
Submitted by:	Deb Hill, Mobility Manager	Date:	8/30/2019



Agency Name:	CAA - M/M	County:	Columbiana
Service Area:	Columbiana, Jefferson and Belmont (maybe Monroe and Washington as well)	Grant Fund Source:	ODOT – M/M 5310
Project Summary:			
<p>DESCRIPTION OF PROJECT SUB-REGIONAL CALL CENTER- EASTERN BORDER, SOUTH</p> <p>Project Summary/Outline: Develop, coordinate and operate a sub-regional call center serving Columbiana, Jefferson, Belmont and possibly Monroe and Washington Counties. Further to establish and lead an Eastern Ohio Alliance for Transportation (EOAT – South) to enrich these counties and to coordinate with Eastern Ohio Alliance for transportation members in the counties north of Columbiana County, with Columbiana county serving as the fulcrum and lead/overlap between the border counties to the North and the border Counties to the South. Also to coordinate all functions with the sub regional call center serving Columbiana and the northern border counties, thus providing coordinated transit all along the eastern Ohio border and providing transit across state lines to West Virginia and Pennsylvania. One or two sub regional call centers are necessary because of the unique challenges and opportunities present in counties which border other states, as opposed to the counties that lie with their neighbor counties fully in Ohio.</p> <p>Items Required</p> <ul style="list-style-type: none"> • Meet with stakeholders in all counties • Solidify relationships with transit operators in each county • Coordinate gaps in service that call center can help with (in addition to providing solid, accurate general information) • Gather and analyze O-D data for all counties especially those with destinations in other border counties and those that go out of state • Develop SOP for call center and procedures and guidelines • Locate and coordinate office/call center space • Obtain equipment for all center • Hire, train and supervise call center employees • Develop marketing campaign for Eastern Ohio Alliance for Transportation and for Call Center • Hold monthly meetings with stakeholders • Coordinate all aspects of call center with the Northern regional call center • Develop transit relationships with providers across state borders • Develop and coordinate a fare structure for trans county transit • Develop and coordinate a fare structure for across state line transit • Put in place MOU and/ or other procedural agreements to make transit move more smoothly and effectively along the Eastern Ohio border and with the neighboring states <p>TOTAL COST ESTIMATE: Estimated at \$155,000.</p>			
Submitted by:	Deb Hill, Mobility Manager	Date:	8/30/2019



Agency Name:	Coshocton County Mobility Management	County:	Coshocton
Service Area:	Coshocton County	Grant Fund Source:	ODOT 5310

Project Summary:

DESCRIPTION OF PROJECT

Project Summary/Outline: The Coshocton County Coordinated Transportation Agency is the lead agency for the Mobility Management Program in Coshocton County. Mobility Management increases mobility options for the residents of Coshocton County and allows for safer travel. It provides a service with the consumer’s needs as the focus, offering mobility rather than transport. Having an up-to-date list of mobility options allows for quick referrals and solutions to mobility needs. We believe mobility increases independence therefore, adding to the quality of life for our county’s residents.

Items Required

- Mobility Management
-
-
-
-
-
-
-
-

TOTAL COST ESTIMATE: \$71,836

Submitted by:	Tracy R. Haines	Date:	8-27-19
----------------------	-----------------	--------------	---------



Agency Name:	Guernsey County Senior Citizens Center, Inc.	County:	Guernsey
Service Area:	Guernsey County (Future Out of County)	Grant Fund Source:	ODOT-5310 Specialized Transportation
Project Summary: GUERNSEY COUNTY SENIOR CITIZENS CENTER, INC. COORDINATED TRANSPORTATION PROGRAM			
<p>DESCRIPTION OF PROJECT</p> <p>Project Summary/Outline:</p> <p>Guernsey County Senior Citizens Center, Inc. is designated by resolution of the Guernsey County Commissioners as the lead agency in developing the local Guernsey County Coordinated Transportation Plan. As one of the key transportation providers serving Guernsey County and to maintain and support the mobility and transport of senior citizens and individuals with disabilities our local coordinated transportation plan has set very specific goals and objectives to address local transportation needs, which includes maintaining safe, modern, and efficient vehicle fleets as well as securing alternative and available funding to support transportation scope of services expansions and replacing, updating, and expanding available vehicle styles, models and types. The purpose of our projects is to maintain 100% handicapped accessible vehicles; add new vehicles to our fleet to provide more rides to more requested locations, during existing and expanded operating hours and days of the week. Through 5310-ODOT Specialized Transportation Grant Funding opportunities we've already anticipated and planned looking ahead for the next three (3) years for what our agency needs will be to fulfill the goals of Guernsey County's Coordinated Transportation Plan and meet the transportation needs of senior citizens and disabled individuals. This includes, but may not be limited to applying for 5310 Vehicles; Computer & Dispatch Equipment; Operating Assistance; & Capitalized Maintenance Assistance. As the need for transportation has increased so has the maintenance and costs associated with maintaining aging vehicles and expanding services not designated as "covered territory" traditionally covered by "local county tax dollars" without jeopardizing other equally critical senior based services, programs, and activities. Replacing current/existing transportation fleet vehicles as they reach their usefulness will help support and sustain safe, reliable, and dependable local transportation services that the vast majority of the general public trusts, knows, supports, and has relied upon.</p> <p>Items Required</p> <ul style="list-style-type: none"> ● Continued FTA/ODOT 5310 Specialized Transportation Grant Funding ● 2-4 New MMV &/or LTVN Vehicles (2021) Total Vehicle replacement/expansion estimated at \$428,000 over three (3) separate application years. ● 2-4 New MMV &/or LTVN Vehicles (2022) ● 2-4 New MMV &/or LTVN Vehicles (2023) ● New Vehicle Tracking/Computer Equipment, Hardware, & Software (2021 & 2023) Total Electronic Equipment estimated at \$24,000 over two (2) separate application years. ● Operating Assistance to Expand Weekend & Out of County Transport (2021, 2022, & 2023) Total Operating Assistance to Expand Services estimated at \$300,00 over three (3) application years ● Capitalized Maintenance Assistance to maintain aging fleet (2021 & 2023) Total Capitalized Maintenance estimated at \$40,000 over two (2) separate application years. ● **Increased DRIVE & other driver training and certification courses offered (i.e. Wheelchair Securement; Hostile Client; Alzheimer/Dementia Transport; etc...)** General need, but not included budgetarily. ● <p style="text-align: center;">Goal #s Impacted: Goal #1; Goal #2; Goal #3 & Goal #4</p> <p>TOTAL COST ESTIMATE: est. \$517,000-\$792,000 over three (3) years</p>			
Submitted by:	Mr. Shon E. Gress, Executive Director/CEO	Date:	August 19, 2019



Agency Name:	Horizons of Tuscarawas and Carroll Counties, Inc. Rural Public Transportation	County:	Tuscarawas
Service Area:	Tuscarawas County	Grant Fund Source:	ODOT 5311 Capital
Project Summary:			
<p>DESCRIPTION OF PROJECT</p> <p>Project Summary/Outline:</p> <ol style="list-style-type: none"> 1. Provide transportation to Tuscarawas County residents in 2020 with an operational budget of \$1,200,000. Funds for the budget will be a 50/50 5311 match grant (\$600,00-ODOT/\$600,000-Horizons): <ol style="list-style-type: none"> a) Service will be provided seven days a week, from 6 am to 11 pm Monday through Saturday and 7 am to 2 pm on Sundays. b) Match funds will be generated from contracted services in place with Tuscarawas County Job and Family Services, Village Network, Harcatus YES program, Cash Fare, etc. <p>Items Required</p> <ul style="list-style-type: none"> • ODOT 5311 Grant • Matching funds through Horizon's contracts <p>TOTAL COST ESTIMATE: \$600,000</p>			
Submitted by:	Tracey DeMattio	Date:	8/15/19



Agency Name:	Horizons of Tuscarawas and Carroll Counties, Inc. Rural Public Transportation	County:	Tuscarawas
Service Area:	Tuscarawas County	Grant Fund Source:	ODOT 5339 Grant
Project Summary:			
<p>DESCRIPTION OF PROJECT</p> <p>Project Summary/Outline:</p> <p>Purchase three new vehicles for replacement.</p> <ul style="list-style-type: none"> a) 2 Modified Mini Vans at a cost if \$81,921 b) 1 Light Transit Low Floor Vehicle (12 passenger/2 wheelchair) at a cost of \$100,476. <ul style="list-style-type: none"> 1) Replacing 1994 Converted Van with 154,047 miles 2) Replacing 2005 Cutaway Bus with 337,55 miles 3) Replacing 2013 Modified Mini Van with 345,472 miles <p>TOTAL COST ESTIMATE: \$182,397 (80% - ODOT GRANT FUNDS/20% LOCAL SHARE HORIZONS)</p>			
Submitted by:	Tracey DeMattio	Date:	8/15/19



Agency Name:	Carroll County Transit	County:	Carroll County
Service Area:	Carroll County	Grant Fund Source:	5311

Project Summary:

DESCRIPTION OF PROJECT – CARROLL COUNTY TRANSIT GRANT FUNDS

Project Summary/Outline:

Carroll County Transit , in outlining their 2020 budget and received approval to apply to ODOT for operating and capital assistance funds for 2020.

Federal Allocation Funds - \$337,370

State Funds - \$85,011

Both for Operating Expenses and Capital Funds

Maintenance - \$69,650

2 Modified Minivans - \$63,414

Cameras for Transit Vehicles - \$18,400

CCT received approval for a new contract with Arbors at Minerva to provide transportation at the rate of \$1.75 per mile, with an additional \$10 per hour for any trips the driver must wait more than one and one-fourth hour.

Items Required

- Operating Expenses + Capital Funds (\$422,381)
- Maintenance (\$69,650)
- 2 Modified Minivans (\$63,414)
- Transit Vehicle Cameras (\$18,400)
-
-
-
-
-

TOTAL COST ESTIMATE: \$573,845.00

Submitted by:	Sonja Trbovich	Date:	8/14/2019
----------------------	----------------	--------------	-----------



Agency Name:	Holmes County Board of Developmental Disabilities	County:	Holmes County
Service Area:	Holmes County – Millersburg	Grant Fund Source:	ODOT 5310

Project Summary:

DESCRIPTION OF PROJECT – LOW INCOME HOUSING FIXED ROUTE - PILOT

Project Summary/Outline:

There are a few apartment complexes in the Village of Millersburg for low income people, many who do not have transportation.

The route can use Holmes Co BoDD bus and a bus driver to run a route that included stops at the low income housing, Walmart, Rodhe’s, Holmes Family Physicians, JFS, County offices and Pomerene. The route/loop can run at 9:30 am and again at 1:00 pm, 2 days a week because they wouldn’t interfere BoDD regular routes. It will start as a pilot for a couple of months to see if people used it.

BoDD would like to be reimbursed for their driver’s time and some vehicle costs.

There are always people walking back and forth along Rt 39 in all types of weather, it is uncertain how people living in that low-income housing get to the grocery. It can’t be only them without a ride.

Items Required

- Route Schedule/Map
- Public Meeting & Outreach
- Holmes Co BoDD Driver's Reimbursement
-
-
-
-
-
-
-
-

TOTAL COST ESTIMATE: TBD

Submitted by:	Marianne Mader, Arnie Oliver	Date:	6/19/2019
----------------------	------------------------------	--------------	-----------



Agency Name:	PrimeTime Office on Aging	County:	Jefferson
Service Area:	Jefferson County	Grant Fund Source:	ODOT 5310
Project Summary:			
<p>DESCRIPTION OF PROJECT</p> <p>Project Summary/Outline: We do not have software to help in more efficient scheduling and data collection. All of our data collection requires increased work hours to collect the needed information. This would meet goals 2 & 3.</p> <p>Items Required</p> <ul style="list-style-type: none"> • Basic software @ \$14,000.00 • Monthly maintenance fee @ \$300.00/month (\$ 3,600.00 annually) • • • • • • • <p>TOTAL COST ESTIMATE: \$ 17,600.00</p>			
Submitted by:	Judy Owings	Date:	09-18-19



Agency Name:	Coshocton County Coordinated Transportation Agency	County:	Coshocton
Service Area:	Coshocton County	Grant Fund Source:	ODOT 5311
Project Summary:			
DESCRIPTION OF PROJECT			
Project Summary/Outline:			
Capital Maintenance for 2020. Costs include vehicle maintenance costs (Oil changes, Brakes, Lift Maintenance, A/C Repairs, etc.), tire repairs, and lift/shuttle materials.			
Items Required			
<ul style="list-style-type: none">• Capital Maintenance as listed above.•••••••			
TOTAL COST ESTIMATE: \$51,400			
Submitted by:	Valerie Shaw	Date:	9-19-19



Agency Name:	Coshocton County Coordinated Transportation Agency	County:	Coshocton
Service Area:	Coshocton County	Grant Fund Source:	ODOT 5311

Project Summary:

DESCRIPTION OF PROJECT

Project Summary/Outline:

Operating assistance for 2020. There are many expenses that are included in figuring our operating expenses, mainly salaries and fringe which are some of our larger costs. Other expenses included are CTS maintenance fees, County audit cost, Internet, Copier lease, BCI/FBI Checks, Physicals, Rapback costs, CPR/first-aid, Phone and Tablet monthly costs, CDL permits, fuel, new tires, other vehicle materials and supplies, insurance premiums, purchased transportation services for our two independent contractors. Travel, meetings and advertising are all included in our operating budget as well. Operating assistance would help CCCTA expand service and help all county residents to benefit from our service.

Items Required

- Operating Assistance as listed above.
-
-
-
-
-
-
-

TOTAL COST ESTIMATE: \$837,728

Submitted by:	Valerie Shaw	Date:	9-19-19
----------------------	--------------	--------------	---------



Agency Name:	Coshocton County Coordinated Transportation Agency	County:	Coshocton
Service Area:	Coshocton County	Grant Fund Source:	ODOT 5339

Project Summary:

DESCRIPTION OF PROJECT

Project Summary/Outline:

Replacement LTV Vehicle for 2020. This replacement vehicle would allow us to replace our #3 shuttle. It is a 2014 LTV with over 116,000 miles currently. By the end of this year, it is estimated to be over 130,000 miles. This shuttle travels the most rural country back roads in some of the county's toughest terrain. It takes the most wear and tear of all of our vehicles. Each year this shuttle costs us more money in repairs and maintenance costs. Through June 2019, CCCTA has expended over \$3,200 on maintenance costs and repairs on this shuttle alone. The rest of our shuttle maintenance so far this year averages around \$1,000 per vehicle. By replacing this vehicle we could move one of our older shuttles to #3's current route and put the new replacement on more highway transports and less rural country roads.

Items Required

- LTV Replacement Vehicle
-
-
-
-
-
-
-

TOTAL COST ESTIMATE: \$63,441

Submitted by:	Valerie Shaw	Date:	9-19-19
----------------------	--------------	--------------	---------



Agency Name:	Coshocton County Coordinated Transportation Agency	County:	Coshocton
Service Area:	Coshocton County	Grant Fund Source:	ODOT 5339

Project Summary:

DESCRIPTION OF PROJECT

Project Summary/Outline:

Expansion MMV for 2020. By expanding our fleet and adding another MMV, this expansion vehicle will allow us to magnify the number of requests we can fulfill each day; increasing agency ridership. This vehicle would also allow an existing fleet vehicle to be assigned to the proposed deviated fixed route service without affecting demand/response requests.

Items Required

- MMV Expansion
-
-
-
-
-
-
-

TOTAL COST ESTIMATE: \$41,323

Submitted by:	Valerie Shaw	Date:	9-19-19
----------------------	--------------	--------------	---------



Agency Name:	South East Area Transit	County:	Muskingum
Service Area:	OMEGA Region	Grant Fund Source:	5310 Mobility Management

Project Summary:

DESCRIPTION OF PROJECT

Project Summary/Outline: Mid-Ohio Mobility Solutions will be doing a pilot project with Tuscarawas County Bridges to Wellness (Community Pathways Hub Coordinated Service Project of Access Tusc).

The pilot will employ a Community Health Worker (CHW) to work residents of Muskingum County on 20 pathways. This approach helps residents become self-sufficient while also addressing the social determinants of health, reducing disparities and improving population health

Items Required

- Community Health Worker
-
-
-
-
-
-
-
-

TOTAL COST ESTIMATE: \$ 25,000

Submitted by:	Shannon Hursey	Date:	10/09/19
----------------------	----------------	--------------	----------



Agency Name:	National Church Residences Transportation Services, LLC	County:	Belmont
Service Area:	Region 9	Grant Fund Source:	FTA 5310
Project Summary:			
<p>Description of Project Low-income Housing Shuttle Pilot Project</p> <p>Project Summary/Outline:</p> <p>A low-income housing shuttle pilot program would greatly enhance the transportation needs for the residents of Belmont County. Belmont County has 34 low income housing apartment communities offering 2,082 affordable apartments. 1,623 of those apartments offer rental assistance where households typically pay no more than 30% of their income towards rent. Nineteen of these communities are not on a public transit line. Our project would provide an avenue for medical, shopping and community events for independent seniors to age in place and avoidable premature nursing home placement. A handicap accessible transit vehicle (LTN) would run at three hour intervals twice a week for the underserved senior and individuals with disabilities population.</p> <p>Items Required</p> <ul style="list-style-type: none"> • Handicap Accessible Van (LTN) • Qualified Drivers • Maintenance and Operating Cost • <p>TOTAL COST ESTIMATE: \$164, 000</p>			
Submitted by:	Peggy Hickenbottom		11/06/19



Agency Name:	All Regional Providers	County:	10 Counties in Region
Service Area:	OMEGA Region	Grant Fund Source:	5310/5311

Project Summary:

DESCRIPTION OF PROJECT

Project Summary/Outline: Present the mobile ticketing app for OHIORide. This is a platform that would allow providers in the OMEGA Region to join and give their passengers the freedom to purchase tickets/ passes on a online app to use for transportation trips in the region.

UPDATE:

Regional Call Center can be the holder for the regional pilot and the 10 counties or 13 county area for the EZFare mobile ticking app and trip planning. It is possible that Masabi may even disseminate the fare to each transportation provider according

Items Required

- Smart phone for passengers
- Providers would have to join NEO Ride
-
-
-
-
-
-
-

TOTAL COST ESTIMATE: \$1000

Submitted by:	Shannon L Hursey	Date:	8/14/2019
----------------------	------------------	--------------	-----------



Agency Name:	Harrison County Public Transit	County:	Harrison
Service Area:	Harrison County	Grant Fund Source:	5311
Project Summary:			
DESCRIPTION OF PROJECT			
Project Summary/Outline:			
<p>Due to the rural location, limited businesses, and small population of Harrison County, the possibilities of obtaining contracts with multiple companies are vastly limited. Many of the population consists of residence who depend on state assistance; majority of our business comes from these residents. Although raising the rates to accommodate insufficient revenue has been an idea, we feel that our goal of providing public transportation at an affordable cost would be jeopardized immensely, resulting in our residents unable to afford the transportation that they need.</p> <p>We ask for additional funding to assist with our daily operations, as well as helping to keep our fleet of transit vehicles maintained in safe, operating conditions.</p>			
Items Required			
<ul style="list-style-type: none"> • Funding to allow HCPT to continue to provide between 60 and 70 trips throughout the county and to surrounding counties • Funding to maintain a fleet of 13 transportation vehicles 			
TOTAL COST ESTIMATE: \$ 600,000			
Submitted by:	Nate Hercules	Date:	11.26.2019

Appendix N.

Business Associates Agreement for CTS Software Portal

Insert full transit agency name here, Call Center (Mid-Ohio Mobility Solutions)
and
Foxster Solutions, Inc.

BUSINESS ASSOCIATE AGREEMENT

This Privacy Agreement ("Agreement"), is effective upon signing this Agreement and is entered into by and between **Insert full transit agency name here.** ("**abbreviated transit agency name**") and **Foxster Solutions, Inc.** (the "CTS Software").

1. **Term.** This Agreement shall remain in effect for the duration of this Agreement starting August 1, 2019 and shall apply to all of the Services and/or Supplies delivered by “**CTS Software**” pursuant to this Agreement.

2. **HIPAA Assurances.** In the event “**CTS Software**” creates, receives, maintains, or otherwise is exposed to personally identifiable or aggregate patient or other medical information defined as Protected Health Information ("PHI") in the Health Insurance Portability and Accountability Act of 1996 or its relevant regulations ("HIPAA") and otherwise meets the definition of by “**abbreviated transit agency name**” as defined in the HIPAA Privacy Standards (45 CFR Parts 160 and 164), “**CTS Software**” shall:
 - (a) Recognize that HITECH (the Health Information Technology for Economic and Clinical Health Act of 2009) and the regulations thereunder (including 45 C.F.R. Sections 164.308, 164.310, 164.312, and 164.316), apply to a business associate of a covered entity in the same manner that such sections apply to the covered entity;
 - (b) Not use or further disclose the PHI, except as permitted by law;
 - (c) Not use or further disclose the PHI in a manner that had “**abbreviated transit agency name**” done so, would violate the requirements of HIPAA;
 - (d) Use appropriate safeguards (including implementing administrative, physical, and technical safeguards for electronic PHI) to protect the confidentiality, integrity, and availability of and to prevent the use or disclosure of the PHI other than as provided for by this Agreement;
 - (e) Comply with each applicable requirement of 45 C.F.R. Part 162 if the “**CTS Software**” Conducts Standard Transactions for or on behalf of the “**abbreviated transit agency name**”;
 - (f) Report promptly to “**abbreviated transit agency name**” any security incident or other use or disclosure of PHI not provided for by this Agreement of which “**CTS Software**” becomes aware;
 - (g) Ensure that any subcontractors or agents who receive or are exposed to PHI (whether in electronic or other format) are explained “**CTS Software**” obligations under this paragraph and agree to the same restrictions and conditions;
 - (h) Make available PHI in accordance with the individual’s rights as required under the HIPAA regulations;

- (i) Make its internal practices, books, and records that relate to the use and disclosure of PHI available to the U.S. Secretary of Health and Human Services for purposes of determining Customer's compliance with HIPAA; and
- (j) Incorporate any amendments or corrections to PHI when notified by Customer or enter into a Business Associate Agreement or other necessary Agreements to comply with HIPAA.

3. Termination Upon Breach of Provisions. Notwithstanding any other provision of this Agreement, "**abbreviated transit agency name**" may immediately terminate this Agreement if it determines that "*CTS Software*" has breached any term in this Agreement. Alternatively, "**abbreviated transit agency name**" may give written notice to "*CTS Software*" in the event of a breach and give "*CTS Software*" five (5) business days to cure such breach. "**abbreviated transit agency name**" shall also have the option to immediately stop all further disclosures of PHI to Business Associate if "**abbreviated transit agency name**" reasonably determines that "*CTS Software*" has breached its obligations under this Agreement. In the event that termination of this Agreement and the Agreement is not feasible, "*CTS Software*" hereby acknowledges that the "**abbreviated transit agency name**" shall be required to report the breach to the Secretary of the U.S. Department of Health and Human Services, notwithstanding any other provision of this Agreement or Agreement to the contrary.

4. Return or Destruction of Protected Health Information upon Termination. Upon the termination of this Agreement, unless otherwise directed by "**abbreviated transit agency name**", "*CTS Software*" shall either return or destroy all PHI received from the "**abbreviated transit agency name**" or created or received "*CTS Software*" on behalf of the "**abbreviated transit agency name**" in which "*CTS Software*" maintains in any form. "*CTS Software*" shall not retain any copies of such PHI. Notwithstanding the foregoing, in the event that "*CTS Software*" determines that returning or destroying the Protected Health Information is infeasible upon termination of this Agreement, "*CTS Software*" shall provide "**abbreviated transit agency name**" notification of the condition that makes return or destruction infeasible. To the extent that it is not feasible for "*CTS Software*" to return or destroy such PHI, the terms and provisions of this Agreement shall survive such termination or expiration and such PHI shall be used or disclosed solely as permitted by law for so long as "*CTS Software*" maintains such Protected Health Information.

5. No Third Party Beneficiaries. The parties agree that the terms of this Agreement shall apply only to themselves and are not for the benefit of any third party beneficiaries.

6. De-Identified Data. Notwithstanding the provisions of this Agreement, "*CTS Software*" and its subcontractors may disclose non-personally identifiable information provided that the disclosed information does not include a key or other mechanism that would enable the information to be identified.

7. Coordination. Agencies participating in the **call center (insert correct name)** pilot program agree to coordinate trips through the CTS Software Portal as follows:

- (a) Any agency unable to provide a requested trip shall post that trip to the CTS portal (re-phrase?) so that another agency may be able to fulfill the request.

- (b) Any agency that provides a trip for another agency shall agree to do so at the same contract price as the original agency or other mutually agreed to price between two or more agencies.
- (c) Agencies shall not pirate trips.
- (d) Agency agrees to coordinate with call center as needed, to routinely check the portal and amend agency schedules as needed, and to post trips that the Agency is unable to provide.
- (e) Agency(ies) agree to offer rider a guaranteed return trip (round trip guarantee)
- (f) Interagency Transfer Agreement – Agencies working to transfer riders on any legs of their trips agree to their part of the trip prior to pick-up
- (g) Only trips visible in portal are those entered by Agency(ies) using portal

8. **Amendment.** “*CTS Software*” and “**abbreviated transit agency name**” agree to amend this Agreement to the extent necessary to allow either party to comply with the Privacy Standards, the Standards for Electronic Transactions, the Security Standards, or other relevant state or federal laws or regulations created or amended to protect the privacy of patient information. All such amendments shall be made in a writing signed by both parties.

9. **Interpretation.** Any ambiguity in this Agreement shall be resolved in favor of a meaning that permits “**abbreviated transit agency name**” to comply with the then most current version of HIPAA and the HIPAA privacy regulations.

10. **Survival.** The obligations imposed by this Agreement shall survive any expiration or termination of this Agreement.

Insert full transit agency name here

Sign: _____

Name: _____

Title: _____

Date: _____

Mid-Ohio Mobility Solutions

Sign: _____

Name: _____

Title: _____

Date: _____

VENDOR: Foxster Solutions, Inc. "CTS Software"

Sign: _____

Name: _____

Title: _____

Date: _____

Appendix O:

Regional Coordinated Plan – Public and Stakeholder Review
Comments

Region 9 Coordinated Plan - Comments

Date	Reviewed By	Section	Page #	Comments	OMEGA Response
10/1/2019	Public	Overall	--	<p>Good morning Mr. Sammon</p> <p>I'm a resident of Cambridge, Ohio, I moved here recently, it's a beautiful place to live, but I have noticed that we don't have bus stops (covered ones), and I think it's a very important matter, considering that we have very low temperatures in winter, and thinking in all the people who use the public transportation all year round, I consider this an important matter. I lived in Spain for 3 years, and one of the things that really helped me and others with the public transportation is that they have an App that everyone can download to their phone, and this app will let you know how long it will take the bus to arrive at your bus stop, and this for winter was very useful. The only thing we had to do, was write the bus stop number and what bus we were waiting for and it will give you the arrival time.</p> <p>I think this is a great idea that we as community could use to improve our use of public transportation and to help all the users to improve their experience with transportation.</p> <p>Have a blessed day!</p>	Affirmed and Acknowledged, best to explore during implementation
10/1/2019	Vince Gianangeli, Belmont JFS	Assessment of Services	Overall	<p>Good afternoon! Barnesville Taxi needs to be added to the regional transportation provider list.</p> <p>Vince</p>	Complete
10/2/2019	David Snyder, Martins Ferry EMS	Appendix E: Provider Tables	Overall	<p>Sean,</p> <p>Please review these tables. I hope they have the info you need. I am unable to get you a budget currently because our transportation is tied in with our EMS as an all in one budget. Let me know what you think.</p> <p>Thanks.</p> <p>Dave Snyder</p>	Complete and updated
10/3/2019	Carol Baker, AAA9	Geographic Area	Overall	<p>Hi Sean,</p> <p>I just reviewed the plan and it is wonderful! Thank you for letting me be a part of all the planning meetings, calls, etc. The only comment I have is to remove both East Ohio Regional Hospital and East Ohio Medical Complex from the Belmont County lists. Both of those are closed. Trinity in Steubenville plans to open a medical complex in St. Clairsville on October 28, 2019.</p> <p>Carol</p>	Complete
10/4/2019	Shannon Hursey, Mobility Manager	Appendix L: Project Submittals	Projects	<p>Sean,</p> <p>Here is a project (Community Health Worker) that I realized I forgot to include in the Regional Plan. If we could include that would be great. You did a great job on the plan.</p> <p>Shannon</p>	Complete
10/10/2019	Shon Gress, Guernsey County Senior Center	Appendix E: Provider Tables	TSP Info	<p>Guernsey County Senior Center vehicle fleet mileage (odometer readings)</p>	Updated and complete

Date	Reviewed By	Section	Page #	Comments	OMEGA Response
10/16/2019	Judy Owings, PrimeTime Office on Aging	Geographic Area	Page 16	Under Jefferson County Medical, Life Line shut down and Acuity Specialty Hospital is now in Weirton West Virginia.	Complete
10/28/2019	Tracy Haines, CCCTA	Appendix E: Provider Tables	TSP Info	Coshocton County Coordinated Transportation Agency vehicle fleet mileage (odometer readings) including RHDD, Cosh Veteran Services, and Cosh Co EMS	Complete
10/29/2019	Arnie Oliver, Holmes County Planning Commission	Overall	Overall	Hello Sean, I don't have any additional comments on the plan. Thank you. Arnie	Acknowledged
10/29/2019	Deb Hill, CAAofCC	Geographic Area	Page 15	For Columbiana County Add to education; OVCT (Ohio Valley College of Technology) Add to human Services: CCDJFS (instead of JFS) Mental Health and Recovery Salvation Army United Way Easter Seals Thanks, have a good week, Deb	Updated and complete
10/29/2019	MM, Shannon Hursey, Mobility Manager	Geographic Area	Page 17	Updated Tuscarawas County Major Trip Generators	Complete
10/30/2019	Marianne Mader, HCBDD	Overall	Overall	Hello Sean I reviewed the plan....all of the information regarding Holmes County looked up to date! Thanks	Acknowledged
10/30/2019	Chief Mike Knowlton, Neffs FD	Appendix E: Provider Tables	TSP Info	Neffs Fire Dept vehicle fleet mileage (odometer readings)	Updated and complete
10/30/2019	Karen Couch, HCPT	Appendix E: Provider Tables	TSP Info	Harrison County Public Transit vehicle fleet mileage (odometer readings)	Updated and complete
11/1/2019	Peggy Hickenbottom, NCR	Geographic Area	Page 14	Belmont County, Update completed. Took off the hospitals and clinic related to their closings as well.	Updated and complete
11/4/2019	Valerie Shaw, CCCTA	Geographic Area	Page 14	Coshocton County Coordinated Transportation Agency: Hey Sean, The only place on our list that isn't accurate is the "Family Care Behavioral Health" They are no longer open. Thanks!	Updated and complete
11/4/2019	Arnie Oliver, Holmes County Planning Commission	Appendix L: Project Submittals	Projects	On their local project proposal, Low-Income Housing Fixed Route Pilot - Hello Sean, I'm good with keeping it in. I would just be guessing at the costs, but I would think we would need to request funds over several years to ensure the project can sustain itself. Arnie	Acknowledged and Affirmed

Date	Reviewed By	Section	Page #	Comments	OMEGA Response
11/4/2019	Marianne Mader, HCBDD	Appendix L: Project Submittals	Projects	On their local project proposal, Low-Income Housing Fixed Route Pilot - Hi Sean and Arnie I think it makes sense to keep it in the plan in case we decide to do it in the future. If we were to fund the pilot that I proposed....2 trips per day, 2 days per week With our driver's cost, fuel, and advertising....I think \$12,500 would be enough for one year.	Updated and complete
11/6/2019	ODOT	Overall	-	Columbiana County- we support the goals/strategies & travel pattern analysis that include coordination with Columbiana County. However, the tables, demographics, charts, etc. that duplicate the County Coordinated Plan should not be in this regional plan. Columbiana County will have to refer to their county plan to apply for ODOT funding.	Columbiana county is in our planning region and has been a major stakeholder from the very beginning, they have more synergy with Jefferson and Belmont county and has an opportunity to assist with trip patterns along the river counties. Removing them from the plan will be very detrimental to the plan and create a domino effect that may require a rewrite since a lot of our analysis and data is wrapped tightly with their inclusion. It may take a lot of unnecessary time to just remove them from the plan and can cause a rift in the established relationship. What may be beneficial to all parties involved may be to include a byline in the plan that says what you say: ONLY Columbiana County will have to refer to their county plan in order to apply for ODOT funding.
11/6/2019	ODOT	Executive Summary	v	The provider summary is good- but should also include the mobility manager summary that is on page 40	Complete
			vii	Are the strategies listed according to priority?	Complete
			vii	Strategies & Goals summary- it was confusing trying to tie the strategies with the appropriate goal. And some strategies seemed like a duplication, but we think it might resolve that confusion if you list the strategies under the goal that it is tied to. Recommend moving the strategies under the related goal in an outline format.	Complete
			vii	Strategy 16- Recommend changing "call center" to "mobility solutions center" because the concept goes further than just a traditional call center	Complete
11/6/2019	ODOT	Geographic Area	13-17	Recommendation - sort trip generators by a-z for each category	Complete
11/6/2019	ODOT	Assessment of Available Services	42	Switch order of Carroll County Council on Aging and Carroll County JFS - to match the order on the summary list (pg.38)	Complete
			52	Name is not the same as the summary (pg. 39) Harrison County Veteran Services Commission	Complete
			40-58	All of this data should be in the inventory of available services tables & some is already duplicated in these tables. These paragraphs can be eliminated by moving everything in the tables.	We wanted to make this table specifically as a summary table from the important information from the TSP information tables we deemed necessary that would work for both the stakeholders and primarily the public.
11/6/2019	ODOT	Vehicles	69	<i>Not for correction- just a thought about scoring 5310 projects on a regional level: Compare analysis of accessible vehicles vs. demographics from page 23 &24. Very high population of persons with disabilities in Belmont County, but they have less vehicles than Muskingum that has slightly less of a disabled population.</i>	Belmont has 10,984 people with disabilities and Musk has 13,967, so Musk has a slightly higher pop with disabilities so the portions are relatable. The census tracts on the map may make it look like Belmont has more but it doesn't take into account the density. With that being said, I think this is an excellent point to use to make comparisons for 5310 projects.
11/6/2019	ODOT	Assessment of Transportation Needs and Gaps	82	Human Services for specialized population- very good map addition	Complete
			overall	Could not find the unmet needs broken down per county. Just per meeting. What about the unmet needs in the individual CP's and how that relates to the regional unmet needs/goals.	This is the reason we have Appendix H, and the public surveys and short answers captured needs from all counties. However, I wrote this at the very end of Needs and Gaps section on page 107 as a note referring to this information.

Date	Reviewed By	Section	Page #	Comments	OMEGA Response
11/6/2019	ODOT	Goals & Strategies	100	Identify methods used to analyze and produce the unmet needs. Are the goals all based on the unmet needs of the resident surveys, stakeholders, or both?	This is the reason we have Appendix H, and the public surveys and short answers captured needs from all counties. However, I wrote this at the very end of Needs and Gaps section on page 107 as a note referring to this information.
			100	Re-word the summary of unmet mobility needs in region. The word identify is present three times in the first sentence.	Complete
			107 & 108	Goal #1- needs numbers stop at 12 and same thing with the table	I explained this in the second paragraph on page 108 of our update, these were taken from the comments on the surveys so it was in addendum to the ranked needs.
			120-123	Recommend sorting the table by funding year, amount, county, etc. for funding planning	Complete, I decided to order it by county alphabetically
			124-135	Success Stories: Good addition- but how will this information carry forward to future plans to mark the milestones? Maybe a timeline of successes?	Timeline is a good idea, maybe for an update
			overall	All goals- move ODOT from parties responsible for leading implementation to parties responsible for supporting.	Complete
11/6/2019	ODOT	Adoption	138	This is new- but just so you know and that it can be written into your plan. ODOT needs to receive the plan for approval PRIOR to adoption- thus update the date that was submitted to ODOT 9/30/19	Complete
			overall	Just a note to include all county commissioners in the adoption process	OMEGA Executive Board represents all county commissioners.
11/6/2019	ODOT	Appendix E: Provider Tables	overall	<i>Not for correction, but for regional project scoring purposes- the providers who do not submit all information for the regional plan will lose points in their transit applications. You can communicate that with the providers going forward that there will be points lost in their total score when they do not provide this data.</i>	Good idea we will communicate.
			Table 7	Tuscarawas County is formatted completely different than the other counties	Complete
			-	Tuscarawas County JFS missing VIN#'s. Enter N/A for blank spaces	Complete
11/6/2019	ODOT	Appendix L: Transportation Service Provider Project Submittals	Brooke Hancock Jefferson MPO	Missing date of submission.	Complete, 7/22/2019
			overall	All proposals are missing the date the project would be implemented. Is this project an intent for CY2020? Or CY2021, 2022, etc. All of this information is included in the tables on page 120-122 and these proposal submissions would help you in completing them.	I believe the intent was throughout the regional plan, I asked Olivia for help on this when I drafted the table since I was uncertain what CY they would qualify for, so I thought the table would be sufficient for this information otherwise the plan becomes very busy. I made this project form that way to make the table, but due to the uncertainty of the success of the plan at the time on the form I created, I didn't include the date to implement, just knowing that it will happen throughout the duration of the plan.
Review Completed 10/3/19- Olivia Hook					
Final approval with Macie Moore completed 11/5/19					

Appendix P.


Signed Regional Coordinated Plan Signature Pages &
Memorandum of Understanding

The Regional Coordinated Council and all stakeholders were given the opportunity to sign the OMEGA Regional Coordinated Council Signature Page. Their signatures represent their agency's support for the Regional Coordinated Plan as well as recommending the OMEGA Executive Board to adopt the plan. The plan adoption is not a financial commitment, but it does make public transit and human service transportation agencies eligible to receive Section 5310/5311 funding in conjunction with the Regional Coordinated Plan.

These are the signatures recorded supporting the adoption of the "OMEGA Regional Coordinated Public Transit/Human Services Transportation Plan, 2019-2022". These are the signature pages for each agency.

OMEGA Regional Coordinated Council Signature Page

We recommend the Ohio Mid-Eastern Governments Association (OMEGA) Executive Board to adopt this plan: "OMEGA Regional Coordinated Public Transit/Human Services Transportation Plan, 2019 – 2022".

Melissa M. Weishar	EORTA	11-27-2019	
Name	Organization	Date	Signature
<hr/>			
Name	Organization	Date	Signature
<hr/>			
Name	Organization	Date	Signature

OMEGA Regional Coordinated Council Signature Page

We recommend the Ohio Mid-Eastern Governments Association (OMEGA) Executive Board to adopt this plan: "OMEGA Regional Coordinated Public Transit/Human Services Transportation Plan, 2019 – 2022".

Michael J. Paprocki *BHT Metropolitan Plan Comm* *12-05-2019*

Name	Organization	Date	Signature
------	--------------	------	-----------

<i>MICHAEL J. PAPEROCKI</i>	<i>, EXECUTIVE DIRECTOR</i>		
-----------------------------	-----------------------------	--	--

Name	Organization	Date	Signature
------	--------------	------	-----------

Name	Organization	Date	Signature
------	--------------	------	-----------

OMEGA Regional Coordinated Council

Signature Page

We recommend the Ohio Mid-Eastern Governments Association (OMEGA) Executive Board to adopt this plan: "OMEGA Regional Coordinated Public Transit/Human Services Transportation Plan, 2019 – 2022".

Shon E. Gress Guernsey County Senior Citizens Center, Inc. 12/6/19



Name	Organization	Date	Signature
------	--------------	------	-----------

Name	Organization	Date	Signature
------	--------------	------	-----------

Name	Organization	Date	Signature
------	--------------	------	-----------

OMEGA Regional Coordinated Council Signature Page

We recommend the Ohio Mid-Eastern Governments Association (OMEGA) Executive Board to adopt this plan: "OMEGA Regional Coordinated Public Transit/Human Services Transportation Plan, 2019 – 2022".

Thomas E. Andrews, Community Action Agency
Chief Executive Officer of Columbiana County, Inc. December 9, 2019



Name	Organization	Date	Signature
Thomas E. Andrews,	Community Action Agency	December 9, 2019	
Chief Executive Officer	of Columbiana County, Inc.		

Name	Organization	Date	Signature

Name	Organization	Date	Signature


OMEGA Regional Coordinated Council Signature Page

We recommend the Ohio Mid-Eastern Governments Association (OMEGA) Executive Board to adopt this plan: "OMEGA Regional Coordinated Public Transit/Human Services Transportation Plan, 2019 – 2022".

Tracy R. Haines	Coshocton County Mobility Management	12/13/19	Tracy R. Haines
Name	Organization	Date	Signature
Valerie Shaw	Coshocton County Coordinated Transportation	12/13/19	Valerie Shaw
Name	Organization	Date	Signature
Name	Organization	Date	Signature

OMEGA Regional Coordinated Council Signature Page

We recommend the Ohio Mid-Eastern Governments Association (OMEGA) Executive Board to adopt this plan: "OMEGA Regional Coordinated Public Transit/Human Services Transportation Plan, 2019 – 2022".

Peggy Hickenbottom	National Church Residences Transportation	12/16/19	
Name	Organization	Date	Signature
Name	Organization	Date	Signature
Name	Organization	Date	Signature

OMEGA Regional Coordinated Council Signature Page

We recommend the Ohio Mid-Eastern Governments Association (OMEGA) Executive Board to adopt this plan: "OMEGA Regional Coordinated Public Transit/Human Services Transportation Plan, 2019 – 2022".

Marianne M. Mader *Holmes County Board of Developmental Disabilities* *12/16/19* *M. Mader*

Name	Organization	Date	Signature
-------------	---------------------	-------------	------------------


Name	Organization	Date	Signature
-------------	---------------------	-------------	------------------

Name	Organization	Date	Signature
-------------	---------------------	-------------	------------------

OMEGA Regional Coordinated Council

Signature Page

We recommend the Ohio Mid-Eastern Governments Association (OMEGA) Executive Board to adopt this plan: "OMEGA Regional Coordinated Public Transit/Human Services Transportation Plan, 2019 – 2022".

David W. Haverfeld	Tuscarawas COJFS	12/14/19	
Name	Organization	Date	Signature

Name	Organization	Date	Signature
------	--------------	------	-----------

Name	Organization	Date	Signature
------	--------------	------	-----------

OMEGA Regional Coordinated Council Signature Page

We recommend the Ohio Mid-Eastern Governments Association (OMEGA) Executive Board to adopt this plan: "OMEGA Regional Coordinated Public Transit/Human Services Transportation Plan, 2019 – 2022".

<i>Paula Noeman</i>	<i>Belmont-Harrison SVSD</i>	<i>12-17-19</i>	<i>Paula Noeman</i>
Name	Organization	Date	Signature

Name	Organization	Date	Signature
------	--------------	------	-----------

Name	Organization	Date	Signature
------	--------------	------	-----------

OMEGA Regional Coordinated Council Signature Page

We recommend the Ohio Mid-Eastern Governments Association (OMEGA) Executive Board to adopt this plan: "OMEGA Regional Coordinated Public Transit/Human Services Transportation Plan, 2019 – 2022".

Jeannine Sawon Transmart USA LLC 12/18/19 Jeannine Sawon

Name	Organization	Date	Signature
------	--------------	------	-----------

Name	Organization	Date	Signature
------	--------------	------	-----------

Name	Organization	Date	Signature
------	--------------	------	-----------

SENIOR CENTERS

Tuscarawas County

425 Prospect St., Dover, Ohio 44622

Phone: 330-364-6611

RESOLUTION NO. 1

A RESOLUTION ACCEPTING AND APPROVING THE REGIONAL COORDINATED PUBLIC TRANSIT/HUMAN SERVICES TRANSPORTATION PLAN FOR BELMONT, CARROLL, COLUMBIANA, COSHOCTON, GUERNSEY, HARRISON, HOLMES, JEFFERSON, MUSKINGUM, AND TUSCARAWAS COUNTIES.


WHEREAS, the **Tuscarawas County Committee on Aging, Inc., DBA the Tuscarawas County Senior Center** in conjunction with the transportation service providers, mobility managers, human service agencies, seniors, individuals with disabilities, and members of the general public developed a regional coordinated plan, the implementation of which will increase ridership and provide for most cost effective transportation services throughout the region; and

WHEREAS, regional coordination of public and private transportation systems and human service agencies will promote Enhanced Mobility for Seniors and Individuals with Disabilities as well as others who are in need of transportation services; and

WHEREAS, the FTA Section 5310 Enhanced Mobility of Seniors and Individuals with Disabilities Program provides operating and capital assistance funding to provide transit and purchase of services to private nonprofit agencies, and to qualifying local public bodies that provide specialized transportation services to elderly persons and to people with disabilities; and

NOW, THEREFORE, BE IT RESOLVED THAT THE **EXECUTIVE BOARD OF the Tuscarawas County Committee on Aging, Inc., DBA the Tuscarawas County Senior Center** APPROVES THE REGIONAL COORDINATED PUBLIC TRANSIT/HUMAN SERVICES TRANSPORTATION PLAN.

DATE: December 19, 2019


Matt Kinsey, President


Tom O'Donnell, Vice-President



Vickie Hykes, Secretary


James F. Contini, II, Treasurer

Satellite Sites: Claymont • Garaway • Mineral City • Newcomerstown • Westchester

OMEGA Regional Coordinated Council Signature Page

We recommend the Ohio Mid-Eastern Governments Association (OMEGA) Executive Board to adopt this plan: "OMEGA Regional Coordinated Public Transit/Human Services Transportation Plan, 2019 – 2022".

Jamie L. Smith	Tuscarawas County Committee on Aging, Inc.	12/19/19	
----------------	---	----------	---

Name	Organization	Date	Signature
------	--------------	------	-----------

Name	Organization	Date	Signature
------	--------------	------	-----------

Name	Organization	Date	Signature
------	--------------	------	-----------

RESOLUTION NO. HARR-121919

A RESOLUTION ACCEPTING AND APPROVING THE REGIONAL COORDINATED PUBLIC TRANSIT/HUMAN SERVICES TRANSPORTATION PLAN FOR BELMONT, CARROLL, COLUMBIANA, COSHOCTON, GUERNSEY, HARRISON, HOLMES, JEFFERSON, MUSKINGUM, AND TUSCARAWAS COUNTIES.

WHEREAS, the **Harrison County Public Transit** in conjunction with the transportation service providers, mobility managers, human service agencies, seniors, individuals with disabilities, and members of the general public developed a regional coordinated plan, the implementation of which will increase ridership and provide for most cost effective transportation services throughout the region; and

WHEREAS, regional coordination of public and private transportation systems and human service agencies will promote Enhanced Mobility for Seniors and Individuals with Disabilities as well as others who are in need of transportation services; and


WHEREAS, the FTA Section 5310 Enhanced Mobility of Seniors and Individuals with Disabilities Program provides operating and capital assistance funding to provide transit and purchase of services to private nonprofit agencies, and to qualifying local public bodies that provide specialized transportation services to elderly persons and to people with disabilities; and

NOW, THEREFORE, BE IT RESOLVED THAT THE EXECUTIVE BOARD OF HARRISON COUNTY PUBLIC TRANSIT APPROVES THE REGIONAL COORDINATED PUBLIC TRANSIT/HUMAN SERVICES TRANSPORTATION PLAN.


DATE: December 19th, 2019




President



Vice-President




Secretary



Treasurer

OMEGA Regional Coordinated Council Signature Page

We recommend the Ohio Mid-Eastern Governments Association (OMEGA) Executive Board to adopt this plan: "OMEGA Regional Coordinated Public Transit/Human Services Transportation Plan, 2019 – 2022".

Howard Stewart, Jr	SEAT	12-23-19	
Name	Organization	Date	Signature
Name	Organization	Date	Signature
Name	Organization	Date	Signature

RESOLUTION #2019-37

A RESOLUTION ACCEPTING AND APPROVING THE REGIONAL COORDINATED PUBLIC TRANSIT/HUMAN SERVICES TRANSPORTATION PLAN FOR BELMONT, CARROLL, COLUMBIANA, COSHOCTON, GUERNSEY, HARRISON, HOLMES, JEFFERSON, MUSKINGUM, AND TUSCARAWAS COUNTIES.

The Carroll County Board of Commissioners met on the 26th day of December, 2019, in regular session at the office of the Board (119 S. Lisbon Street, Suite 201, Carrollton, Ohio), with the following members present: Robert E. Wirkner, Lewis A. Mickley and Jeffrey L. Ohler.

WHEREAS, the Carroll County Transit in conjunction with the transportation service providers, mobility managers, human service agencies, seniors, individuals with disabilities, and members of the general public developed a regional coordinated plan, the implementation of which will increase ridership and provide for most cost effective transportation services throughout the region; and

WHEREAS, regional coordination of public and private transportation systems and human service agencies will promote Enhanced Mobility for Seniors and Individuals with Disabilities as well as others who are in need of transportation services; and

WHEREAS, the FTA Section 5310 Enhanced Mobility of Seniors and Individuals with Disabilities Program provides operating and capital assistance funding to provide transit and purchase of services to private nonprofit agencies, and to qualifying local public bodies that provide specialized transportation services to elderly persons and to people with disabilities; and

NOW, THEREFORE, BE IT RESOLVED that the Board of Carroll County Commissioners of Carroll County Transit approves the Regional Coordinated Public Transit/Human Services Transportation Plan.

RESOLVED FURTHER that this Board of Commissioners hereby finds and determines that all formal actions relative to the adoption of this resolution were taken in an open meeting of this Board and that all deliberations of this Board which resulted in this formal action were taken in meetings open to the public in full compliance with applicable legal requirements, including ORC 121.22.

Mr. Mickley moved for the adoption of the preceding Resolution;
Mr. Ohler seconded the motion.

Upon call of the roll the vote was recorded as follows:

Mr. Ohler, yes; Mr. Mickley, yes; Mr. Wirkner, yes.

Motion carried on unanimous vote. Resolution adopted this 26th day of December, 2019.

BOARD OF COMMISSIONERS
OF CARROLL COUNTY

ATTEST:



Ronald M. Nuzzolillo, Jr., Assistant Clerk I



Robert E. Wirkner, President



Lewis A. Mickley, Vice President



Jeffrey L. Ohler, Commissioner

OMEGA Regional Coordinated Council Signature Page

We recommend the Ohio Mid-Eastern Governments Association (OMEGA) Executive Board to adopt this plan: "OMEGA Regional Coordinated Public Transit/Human Services Transportation Plan, 2019 – 2022".

ROBERT E. WILKINSON
Robert E. Wilkinson COMMISSIONER
12/26/19

Name	Organization	Date	Signature

The Memorandum of Understanding (MOU) is for any Transportation Service Provider in the region that will continue to operate as part of the regional coordination. This does not commit any transportation service provider financially. As stated in the MOU in **Appendix I**, *“Each participating agency will continue to operate independently, and this MOU will not interfere or interrupt the agency’s service. This MOU will allow the local agencies to work across jurisdictional borders to coordinate transportation services for public transit and human services transportation.”*

These are the MOU signatures for each agency.

Signatures Page

Michael Repinski BHI mPC

12-05-2019

Name	Organization	Date
------	--------------	------

Name	Organization	Date
------	--------------	------

Name	Organization	Date
------	--------------	------

Name	Organization	Date
------	--------------	------

Name	Organization	Date
------	--------------	------

Name	Organization	Date
------	--------------	------

Name	Organization	Date
------	--------------	------

Name	Organization	Date
------	--------------	------

Name	Organization	Date
------	--------------	------

Name	Organization	Date
------	--------------	------

Name	Organization	Date
------	--------------	------

Name	Organization	Date
------	--------------	------

Signatures Page



Shon E. Gress GUERNSEY COUNTY SENIOR CITIZENS CENTER, INC. 12/06/19

Name	Organization	Date
------	--------------	------

Name	Organization	Date
------	--------------	------

Name	Organization	Date
------	--------------	------

Name	Organization	Date
------	--------------	------

Name	Organization	Date
------	--------------	------

Name	Organization	Date
------	--------------	------

Name	Organization	Date
------	--------------	------

Name	Organization	Date
------	--------------	------

Name	Organization	Date
------	--------------	------

Name	Organization	Date
------	--------------	------

Name	Organization	Date
------	--------------	------

Name	Organization	Date
------	--------------	------

Signatures Page

David W. Haverfield Tuscaloosa Co. JFS 12/16/19

Name	Organization	Date
------	--------------	------

Name	Organization	Date
------	--------------	------

Name	Organization	Date
------	--------------	------

Name	Organization	Date
------	--------------	------

Name	Organization	Date
------	--------------	------

Name	Organization	Date
------	--------------	------

Name	Organization	Date
------	--------------	------

Name	Organization	Date
------	--------------	------

Name	Organization	Date
------	--------------	------

Name	Organization	Date
------	--------------	------

Name	Organization	Date
------	--------------	------

Name	Organization	Date
------	--------------	------

Signatures Page

<i>Judy Owens</i>	<i>Prime Time</i>	<i>12-17-2019</i>
-------------------	-------------------	-------------------

Name

Organization

Date

Name

Organization

Date

Name

Organization

Date

Name

Organization

Date

Name

Organization

Date

Name

Organization

Date

Name

Organization

Date

Name

Organization

Date

Name

Organization

Date

Name

Organization

Date

Name

Organization

Date

Name

Organization

Date

Signatures Page

Name	Organization	Date
Jeannine Sawon	Transmart USA LLC	12-18-19

Name	Organization	Date
------	--------------	------

Name	Organization	Date
------	--------------	------

Name	Organization	Date
------	--------------	------

Name	Organization	Date
------	--------------	------

Name	Organization	Date
------	--------------	------

Name	Organization	Date
------	--------------	------

Name	Organization	Date
------	--------------	------

Name	Organization	Date
------	--------------	------

Name	Organization	Date
------	--------------	------

Name	Organization	Date
------	--------------	------

Name	Organization	Date
------	--------------	------

Signatures Page

	Senior Services of Belmont County	12/18/19
Name	Organization	Date

Name	Organization	Date
-------------	---------------------	-------------

Name	Organization	Date
-------------	---------------------	-------------

Name	Organization	Date
-------------	---------------------	-------------

Name	Organization	Date
-------------	---------------------	-------------

Name	Organization	Date
-------------	---------------------	-------------

Name	Organization	Date
-------------	---------------------	-------------

Name	Organization	Date
-------------	---------------------	-------------


Name	Organization	Date
-------------	---------------------	-------------

Name	Organization	Date
-------------	---------------------	-------------

Name	Organization	Date
-------------	---------------------	-------------

Name	Organization	Date
-------------	---------------------	-------------

Signatures Page



12/19/2019

Thomas E. Andrews, CEO Community Action Agency of Columbiana County, Inc. Date

Name **Organization** **Date**

Name **Organization** **Date**

Name **Organization** **Date**

Name **Organization** **Date**

Name **Organization** **Date**

Name **Organization** **Date**

Name **Organization** **Date**


Name **Organization** **Date**

Name **Organization** **Date**


Name **Organization** **Date**

Name **Organization** **Date**

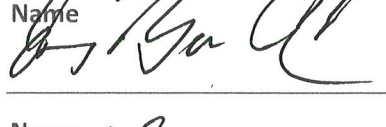
Signatures Page

 Harrison County Public Transit 12/19/19


Name Organization Date

 Harrison County Public Transit 12/19/19


Name Organization Date

 Harrison County Public Transit 12/19/19

Name Organization Date

 Harrison County Public Transit 12/19/19

Name Organization Date

 Harrison County Public Transit 12-19-19

Name Organization Date

Name Organization Date

Name Organization Date

Name Organization Date

Name Organization Date

Name Organization Date

Name Organization Date

Name Organization Date

Signatures Page

Jamie L. Smith MBA Tusco Cty Committee on Aging, Inc 12/20/19
Name Organization DBA Tusco Cty Senior Center Date

Name Organization Date

Name Organization Date

Name Organization Date

Name Organization Date

Name Organization Date

Name Organization Date

Name Organization Date


Name Organization Date

Name Organization Date

Name Organization Date

Name Organization Date

Signatures Page

	SEAT	12-23-19
Name	Organization	Date

Name	Organization	Date
------	--------------	------

Name	Organization	Date
------	--------------	------

Name	Organization	Date
------	--------------	------

Name	Organization	Date
------	--------------	------

Name	Organization	Date
------	--------------	------

Name	Organization	Date
------	--------------	------

Name	Organization	Date
------	--------------	------

Name	Organization	Date
------	--------------	------

Name	Organization	Date
------	--------------	------

Name	Organization	Date
------	--------------	------

Name	Organization	Date
------	--------------	------

Signatures Page

ROBERT E. WIRKNER ^{CARROLL} COUNTY COMMISSIONERS *12/26/19*

Name	Organization	Date
------	--------------	------

Name	Organization	Date
------	--------------	------

Name	Organization	Date
------	--------------	------

Name	Organization	Date
------	--------------	------

Name	Organization	Date
------	--------------	------

Name	Organization	Date
------	--------------	------

Name	Organization	Date
------	--------------	------

Name	Organization	Date
------	--------------	------

Name	Organization	Date
------	--------------	------

Name	Organization	Date
------	--------------	------

Name	Organization	Date
------	--------------	------

Name	Organization	Date
------	--------------	------



OMEGA

OHIO MID-EASTERN GOVERNMENTS ASSOCIATION



740-439-4471



ssaleh@omegadistrict.org



www.omegadistrict.org



**326 Highland Avenue - Ste B
Cambridge, OH 43725**