

Carroll County

Crashes colored by fatalities per crash

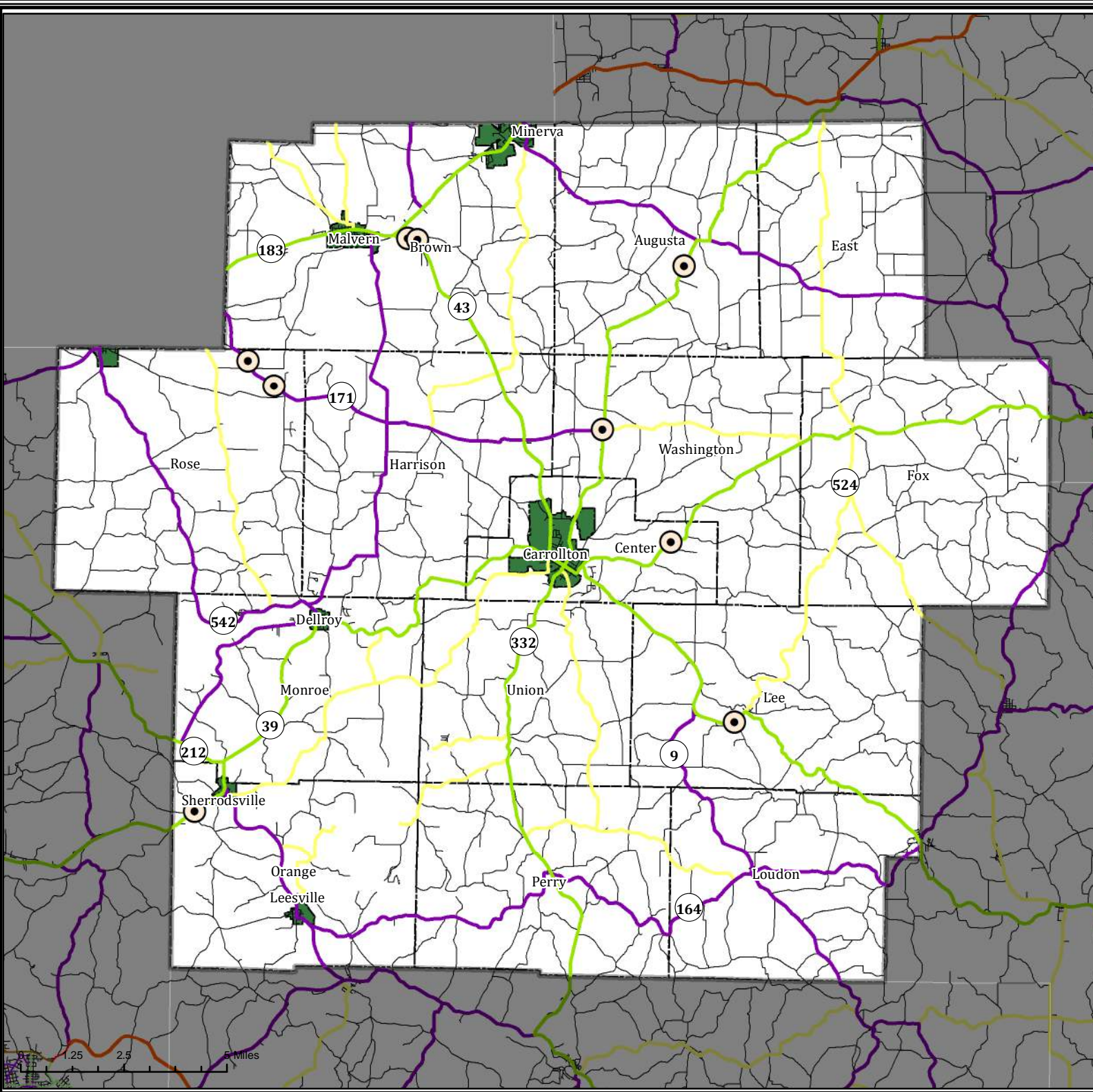
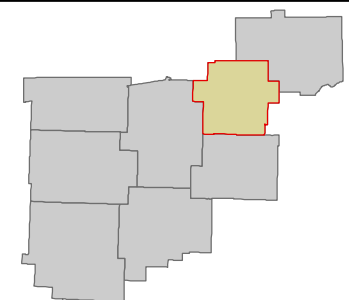
Source: 2011-2013 Crashes from ODOT

Fatalities

- 1 Fatality, Total: 9
- 2 Fatalities, Total: 0
- 3 Fatalities, Total: 0

Functional Class

- Interstate
- Other Freeway and Expressways
- Principal Arterial
- Minor Arterial
- Major Collector
- Minor Collector
- Local






Columbiana County








Crashes colored by fatalities per crash

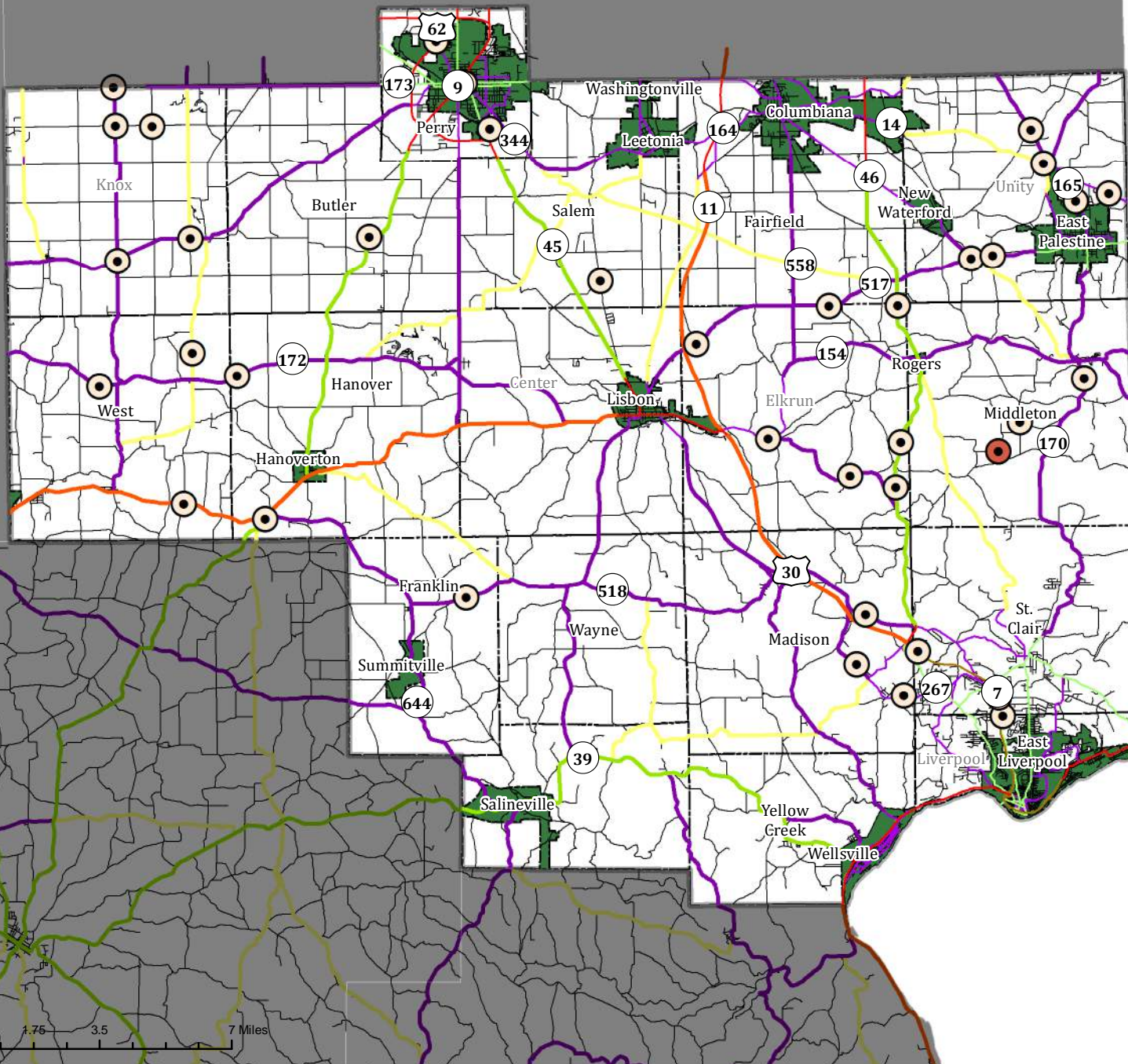
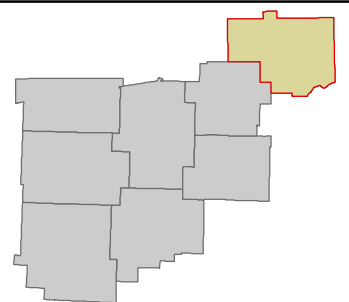
Source: 2011-2013 Crashes from ODOT

Fatalities

-  1 Fatality, Total: 37
-  2 Fatalities, Total: 0
-  3 Fatalities, Total: 1

Functional Class

-  Interstate
-  Other Freeway and Expressways
-  Principal Arterial
-  Minor Arterial
-  Major Collector
-  Minor Collector
-  Local



0 1.75 3.5 7 Miles

Coshocton County

Crashes colored by fatalities per crash

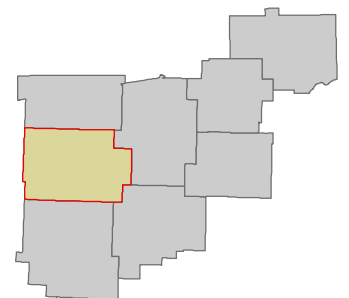
Source: 2011-2013 Crashes from ODOT

Fatalities

- 1 Fatality, Total: 18
- 2 Fatalities, Total: 0
- 3 Fatalities, Total: 0

Functional Class

- Interstate
- Other Freeway and Expressways
- Principal Arterial
- Minor Arterial
- Major Collector
- Minor Collector
- Local



0 1.75 3.5 Miles

Guernsey County

Crashes colored by fatalities per crash

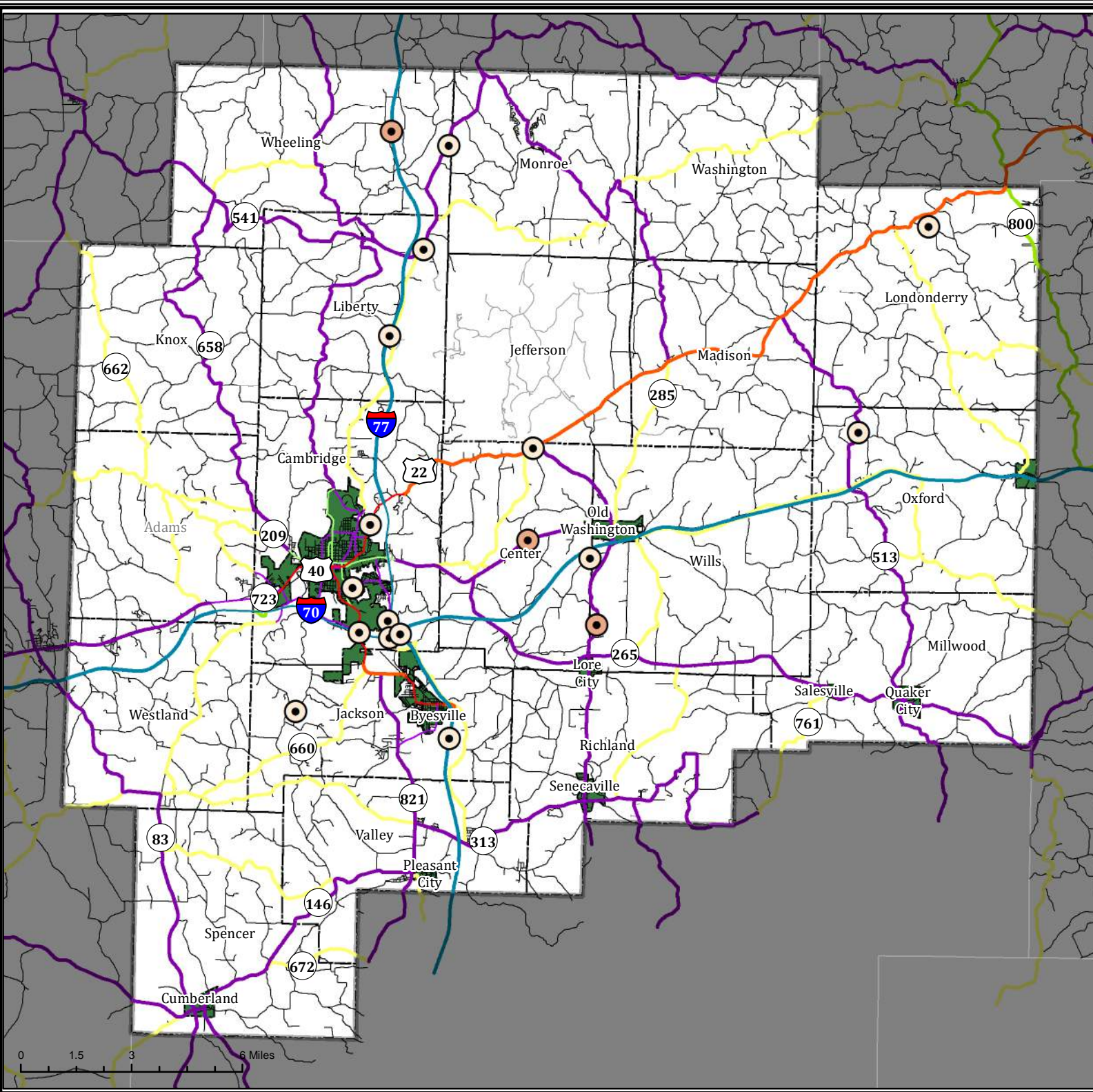
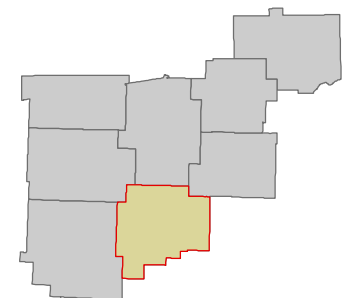
Source: 2011-2013 Crashes from ODOT

Fatalities

- 1 Fatality, Total: 15
- 2 Fatalities, Total: 3
- 3 Fatalities, Total: 0

Functional Class

- Interstate
- Other Freeway and Expressways
- Principal Arterial
- Minor Arterial
- Major Collector
- Minor Collector
- Local



Harrison County

Crashes colored by fatalities per crash

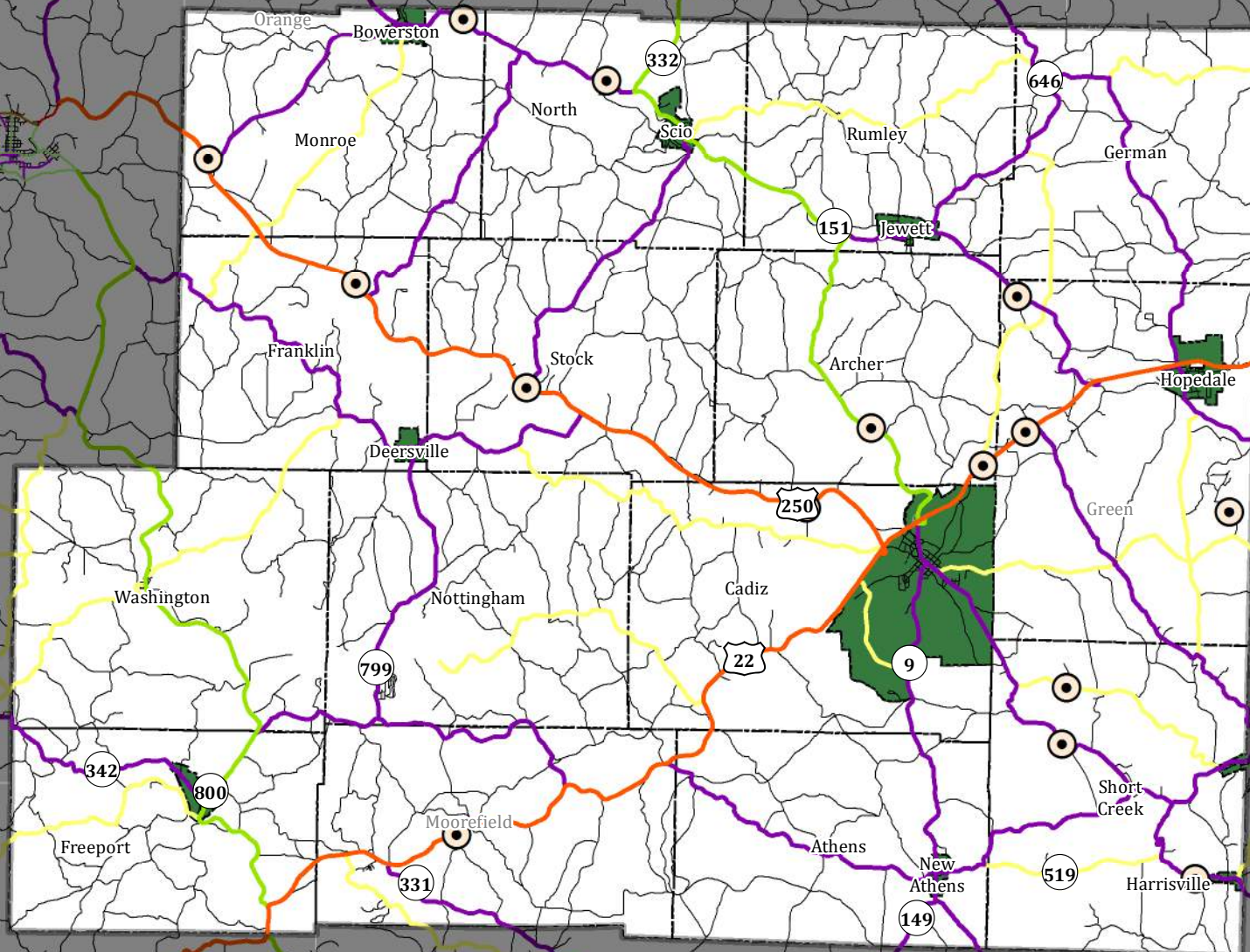
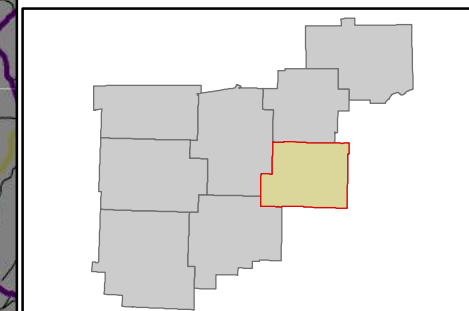
Source: 2011-2013 Crashes from ODOT

Fatalities

- 1 Fatality, Total: 15
- 2 Fatalities, Total: 0
- 3 Fatalities, Total: 0

Functional Class

- Interstate
- Other Freeway and Expressways
- Principal Arterial
- Minor Arterial
- Major Collector
- Minor Collector
- Local



Holmes County

Crashes colored by fatalities per crash

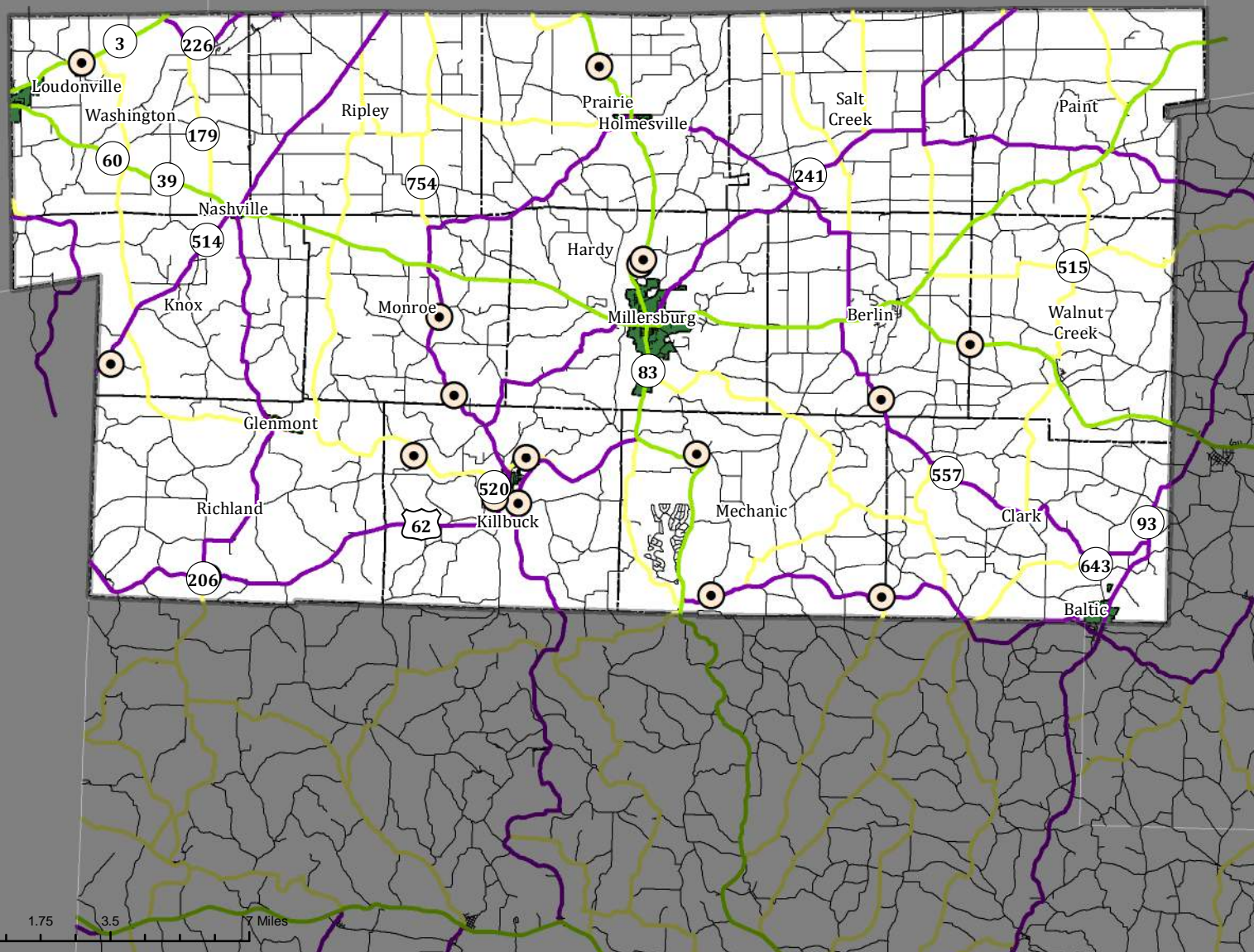
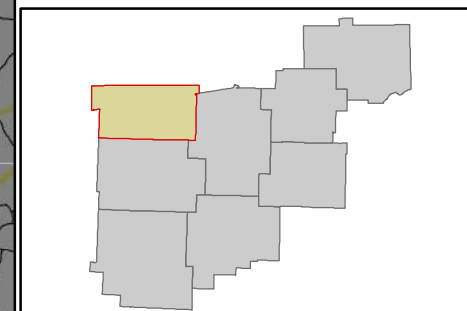
Source: 2011-2013 Crashes from ODOT

Fatalities

- 1 Fatality, Total: 17
- 2 Fatalities, Total: 0
- 3 Fatalities, Total: 0

Functional Class

- Interstate
- Other Freeway and Expressways
- Principal Arterial
- Minor Arterial
- Major Collector
- Minor Collector
- Local






Muskingum County








Crashes colored by fatalities per crash

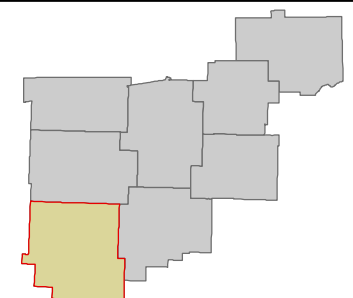
Source: 2011-2013 Crashes from ODOT

Fatalities

-  1 Fatality, Total: 28
-  2 Fatalities, Total: 2
-  3 Fatalities, Total: 0

Functional Class

-  Interstate
-  Other Freeway and Expressways
-  Principal Arterial
-  Minor Arterial
-  Major Collector
-  Minor Collector
-  Local






0 1.75 3.5 7 Miles

Tuscarawas County








Crashes colored by fatalities per crash

Source: 2011-2013 Crashes from ODOT

Fatalities

-  1 Fatality, Total: 26
-  2 Fatalities, Total: 0
-  3 Fatalities, Total: 0

Functional Class

-  Interstate
-  Other Freeway and Expressways
-  Principal Arterial
-  Minor Arterial
-  Major Collector
-  Minor Collector
-  Local

