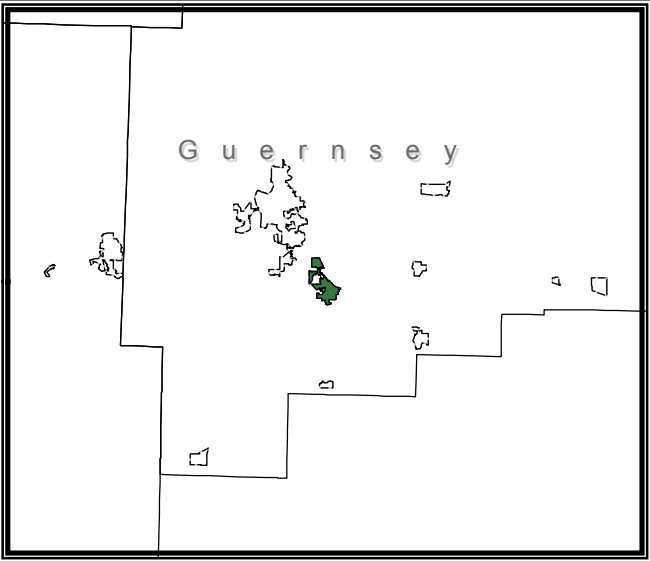



Byesville

Pavement Condition
Rating
2012 and 2013
Source: ODOT

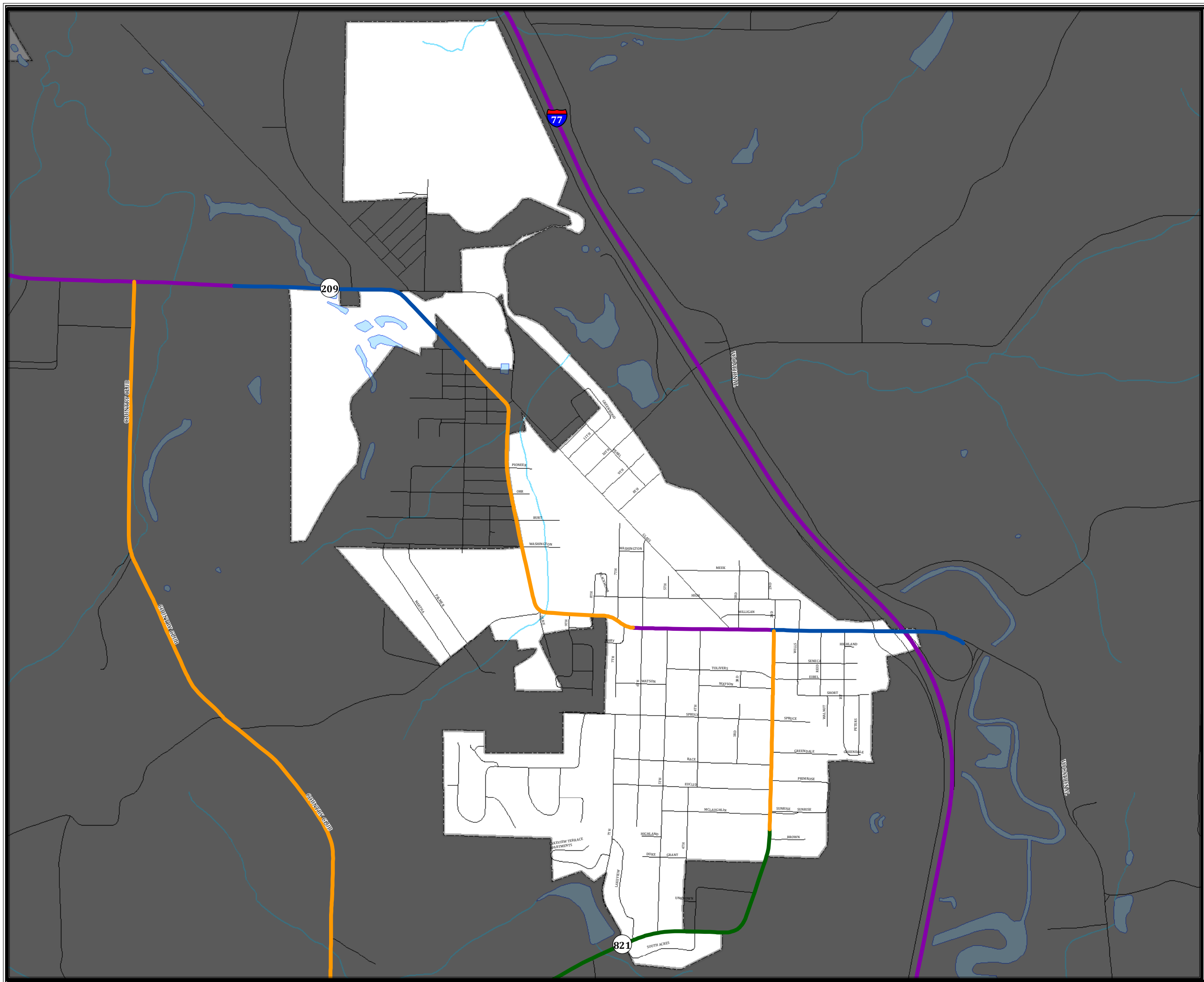
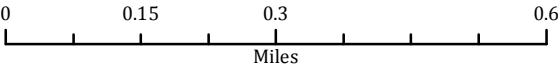


PCR

- 91 - 100 - Very Good
- 76 - 90 - Good
- 66 - 75 - Fair
- 56 - 65 - Fair to Poor
- 41 - 55 - Poor
- 0 - 40 - Very Poor

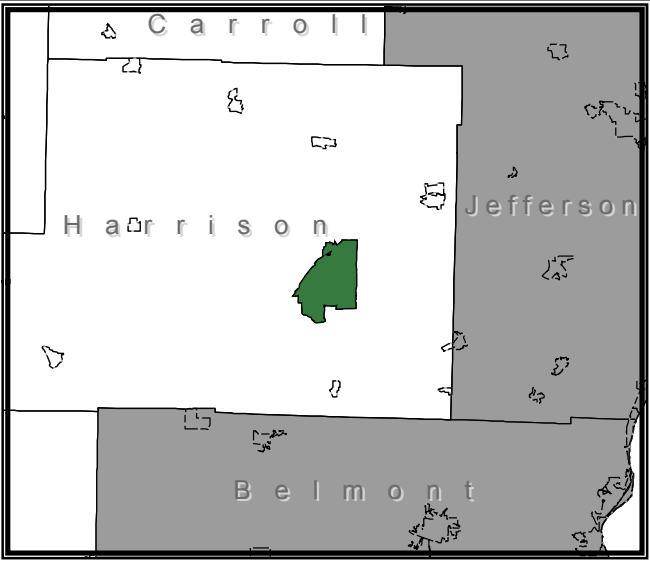


Date: 8/1/2014




Cadiz

Pavement Condition
Rating
2012 and 2013
Source: ODOT

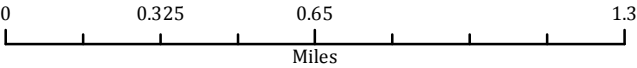


PCR

- 91 - 100 - Very Good
- 76 - 90 - Good
- 66 - 75 - Fair
- 56 - 65 - Fair to Poor
- 41 - 55 - Poor
- 0 - 40 - Very Poor

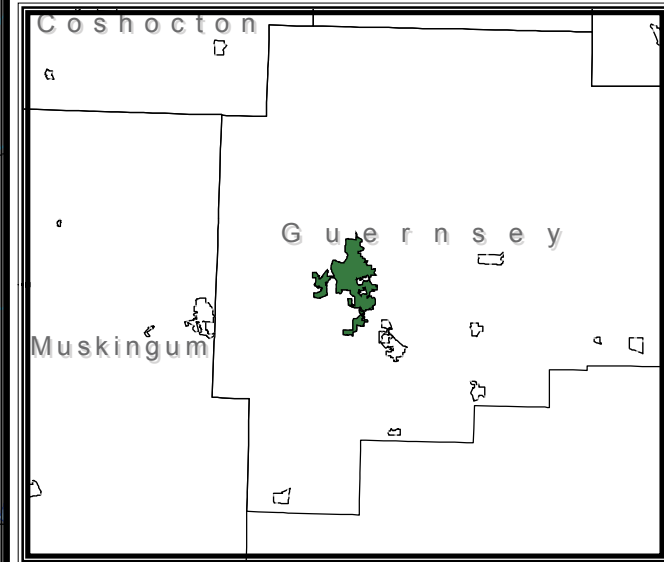


Date: 8/1/2014




Cambridge

Pavement Condition
Rating
2012 and 2013
Source: ODOT

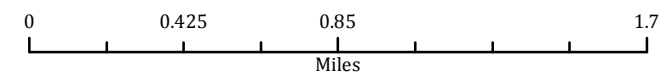


PCR

- 91 - 100 - Very Good
- 76 - 90 - Good
- 66 - 75 - Fair
- 56 - 65 - Fair to Poor
- 41 - 55 - Poor
- 0 - 40 - Very Poor

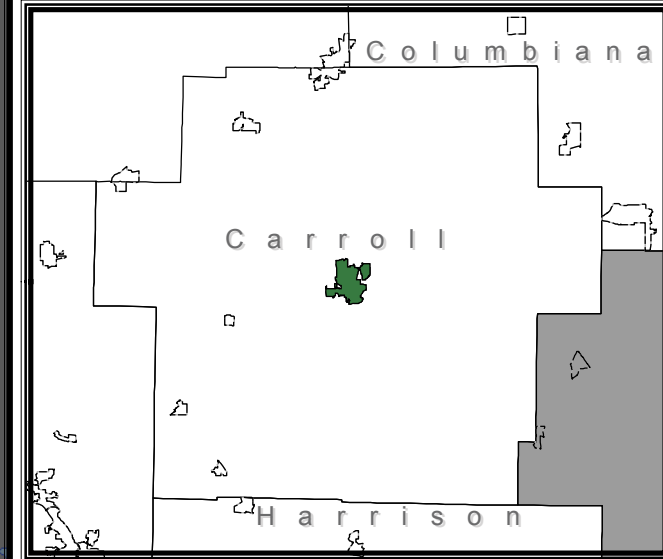


Date: 8/1/2014




Carrollton

Pavement Condition
Rating
2012 and 2013
Source: ODOT

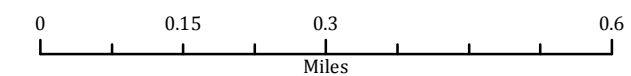


PCR

- 91 - 100 - Very Good
- 76 - 90 - Good
- 66 - 75 - Fair
- 56 - 65 - Fair to Poor
- 41 - 55 - Poor
- 0 - 40 - Very Poor

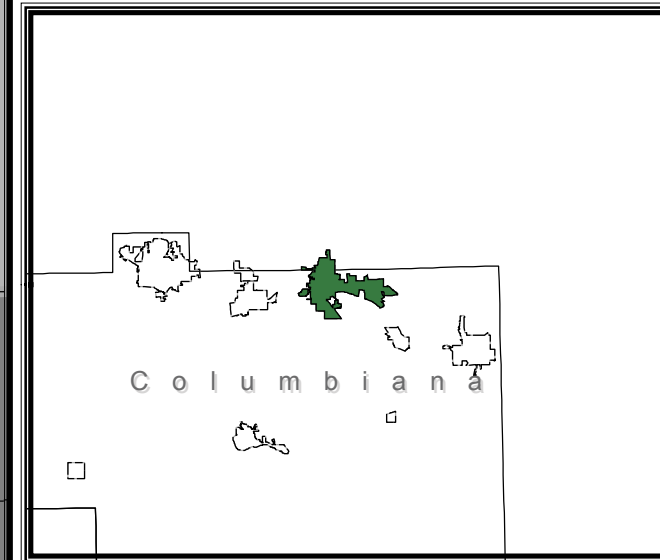


Date: 8/1/2014




Columbiana

Pavement Condition
Rating
2012 and 2013
Source: ODOT

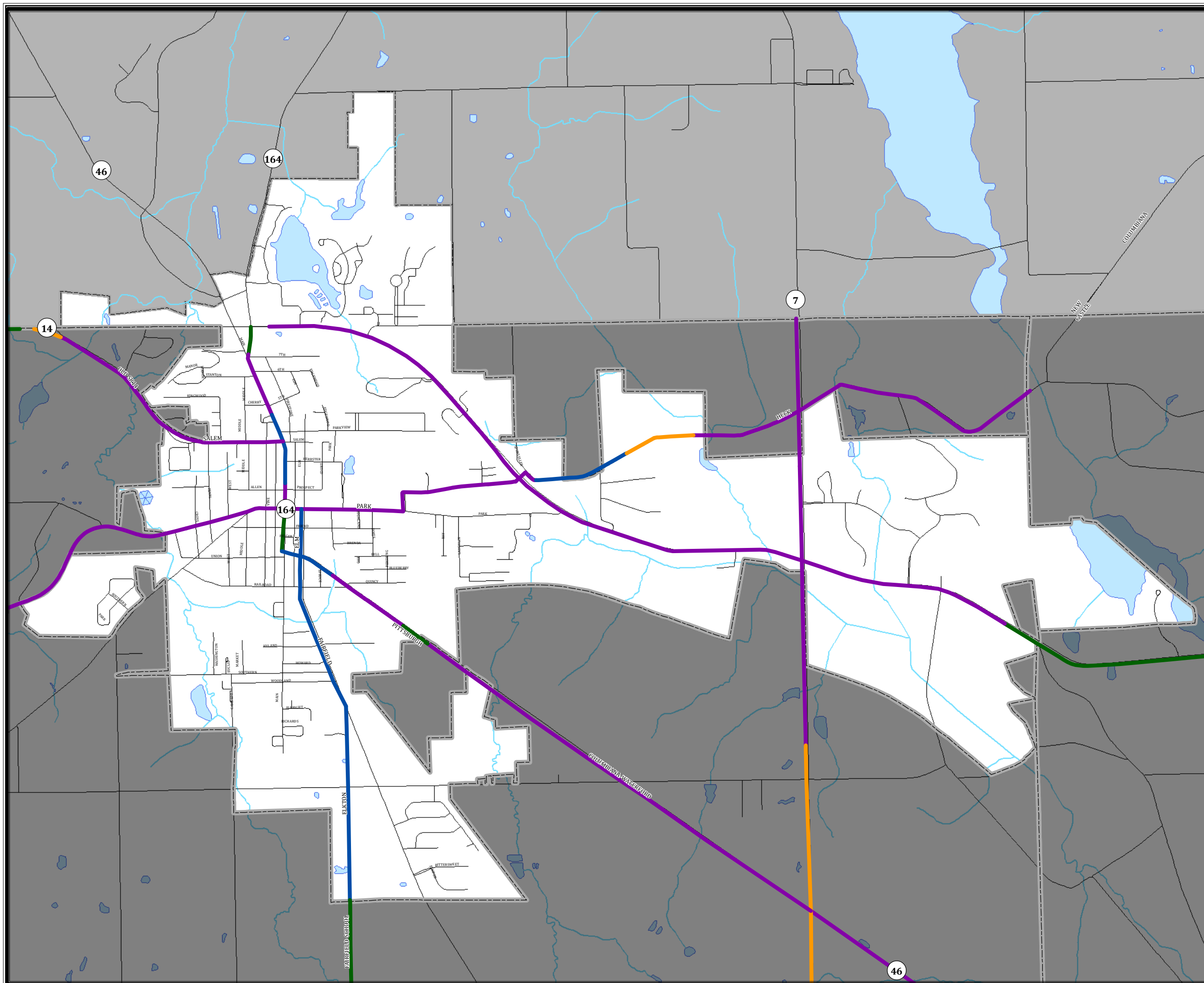
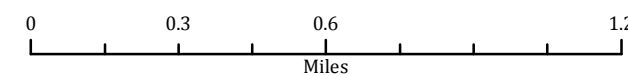


PCR

- 91 - 100 - Very Good
- 76 - 90 - Good
- 66 - 75 - Fair
- 56 - 65 - Fair to Poor
- 41 - 55 - Poor
- 0 - 40 - Very Poor

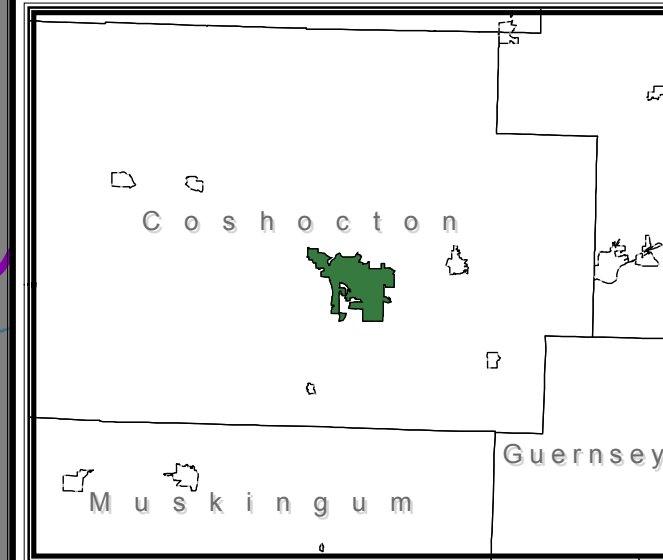


Date: 8/1/2014




Coshocton

Pavement Condition
Rating
2012 and 2013
Source: ODOT

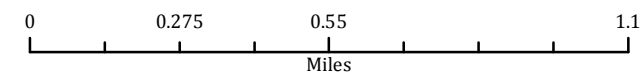


PCR

- 91 - 100 - Very Good
- 76 - 90 - Good
- 66 - 75 - Fair
- 56 - 65 - Fair to Poor
- 41 - 55 - Poor
- 0 - 40 - Very Poor

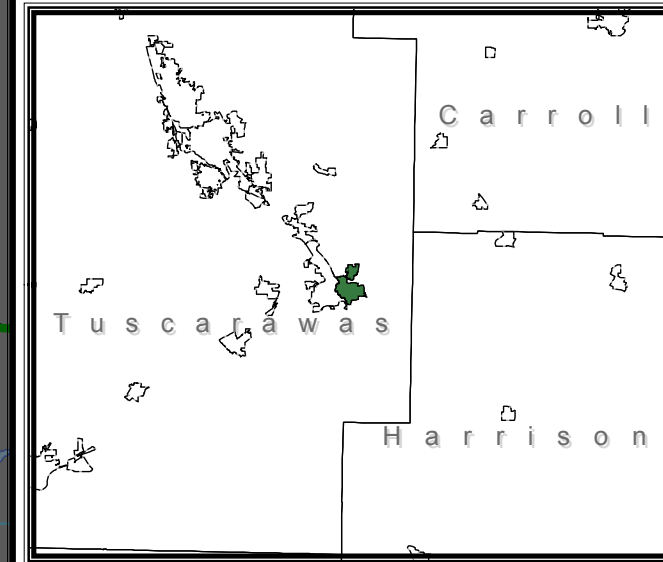


Date: 8/1/2014




Dennison

Pavement Condition
Rating
2012 and 2013
Source: ODOT

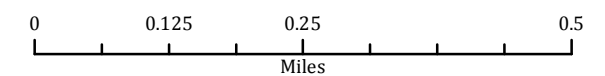


PCR

- 91 - 100 - Very Good
- 76 - 90 - Good
- 66 - 75 - Fair
- 56 - 65 - Fair to Poor
- 41 - 55 - Poor
- 0 - 40 - Very Poor



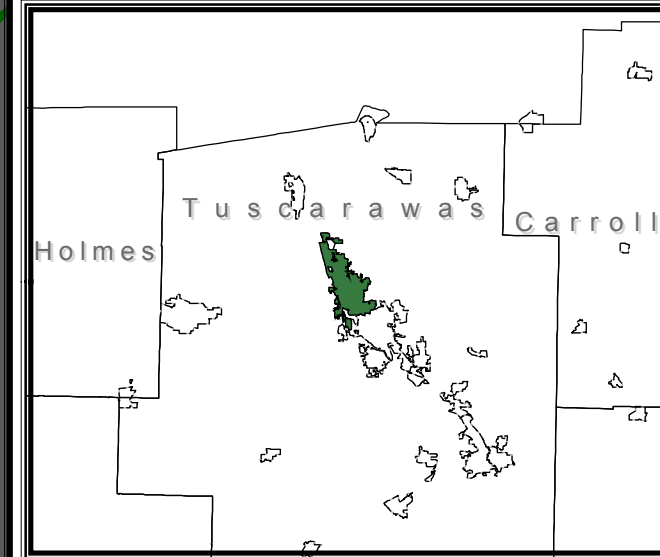
Date: 8/1/2014



Dover


Pavement Condition Rating 2012 and 2013

Source: ODOT

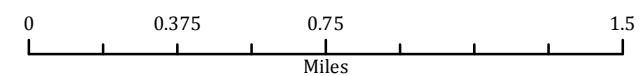


PCR

- 91 - 100 - Very Good
- 76 - 90 - Good
- 66 - 75 - Fair
- 56 - 65 - Fair to Poor
- 41 - 55 - Poor
- 0 - 40 - Very Poor



Date: 8/1/2014




East Liverpool

Pavement Condition
Rating
2012 and 2013
Source: ODOT

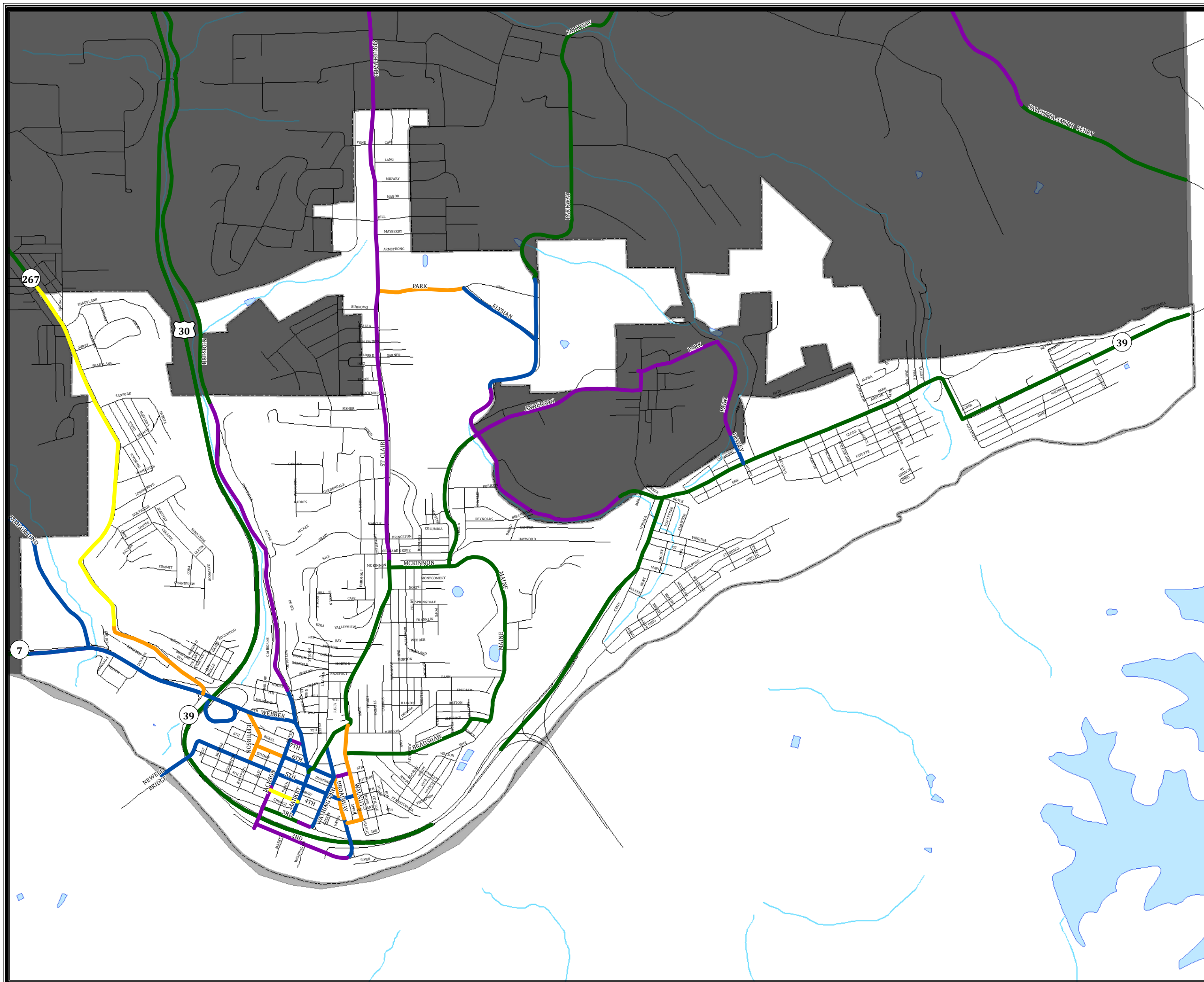
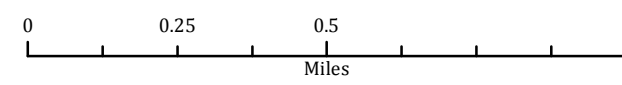


PCR

- 91 - 100 - Very Good
- 76 - 90 - Good
- 66 - 75 - Fair
- 56 - 65 - Fair to Poor
- 41 - 55 - Poor
- 0 - 40 - Very Poor

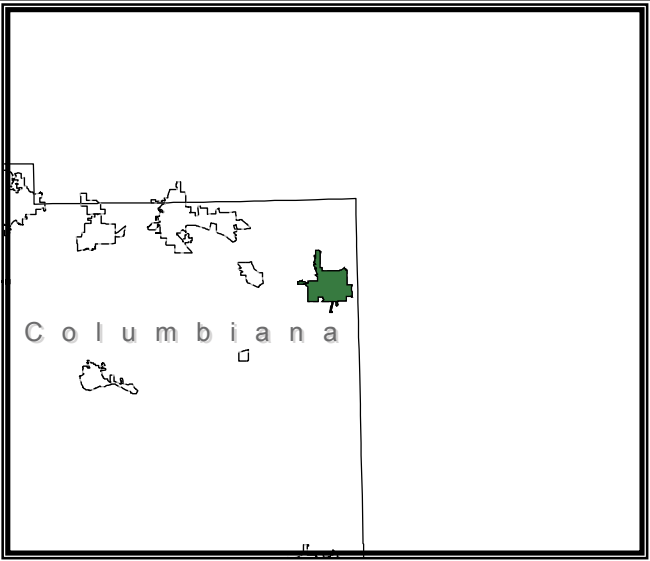


Date: 8/1/2014




East Palestine

Pavement Condition
Rating
2012 and 2013
Source: ODOT

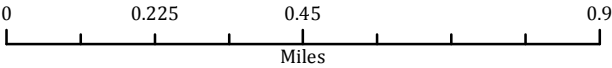


PCR

- 91 - 100 - Very Good
- 76 - 90 - Good
- 66 - 75 - Fair
- 56 - 65 - Fair to Poor
- 41 - 55 - Poor
- 0 - 40 - Very Poor

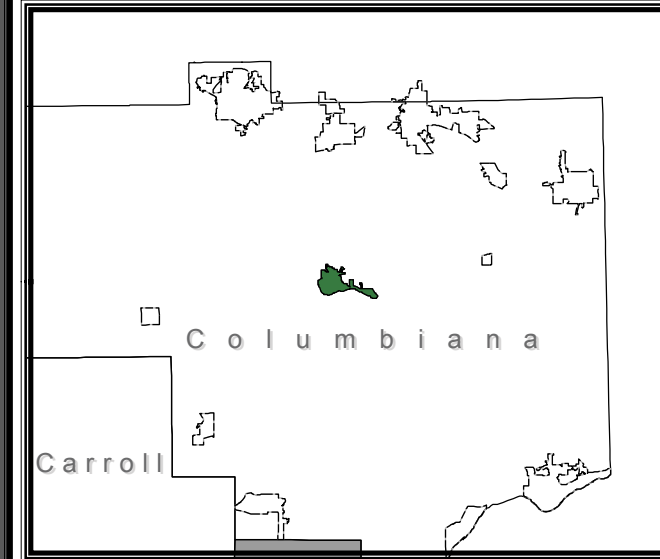


Date: 8/1/2014




Lisbon

Pavement Condition
Rating
2012 and 2013
Source: ODOT

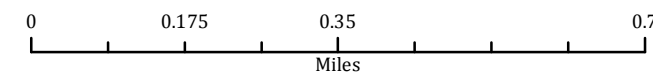


PCR

- 91 - 100 - Very Good
- 76 - 90 - Good
- 66 - 75 - Fair
- 56 - 65 - Fair to Poor
- 41 - 55 - Poor
- 0 - 40 - Very Poor

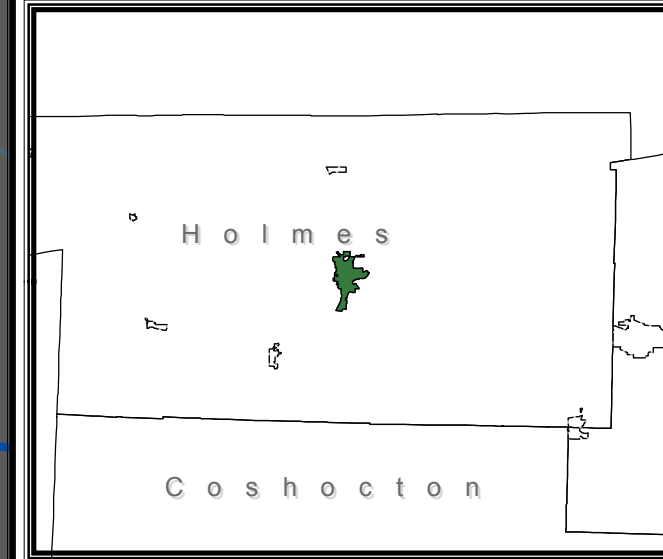


Date: 8/1/2014




Millersburg

Pavement Condition
Rating
2012 and 2013
Source: ODOT

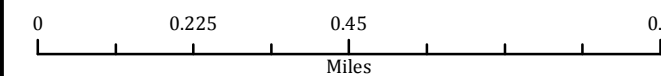


PCR

- 91 - 100 - Very Good
- 76 - 90 - Good
- 66 - 75 - Fair
- 56 - 65 - Fair to Poor
- 41 - 55 - Poor
- 0 - 40 - Very Poor

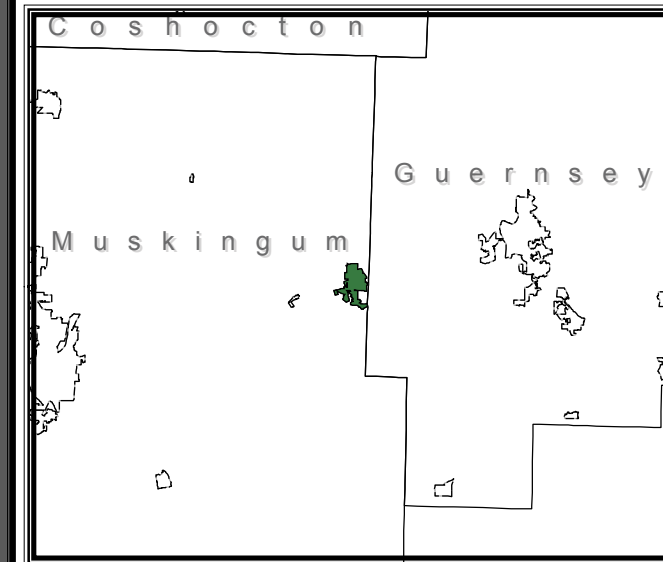


Date: 8/1/2014




New Concord

Pavement Condition
Rating
2012 and 2013
Source: ODOT

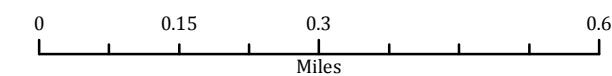


PCR

- 91 - 100 - Very Good
- 76 - 90 - Good
- 66 - 75 - Fair
- 56 - 65 - Fair to Poor
- 41 - 55 - Poor
- 0 - 40 - Very Poor

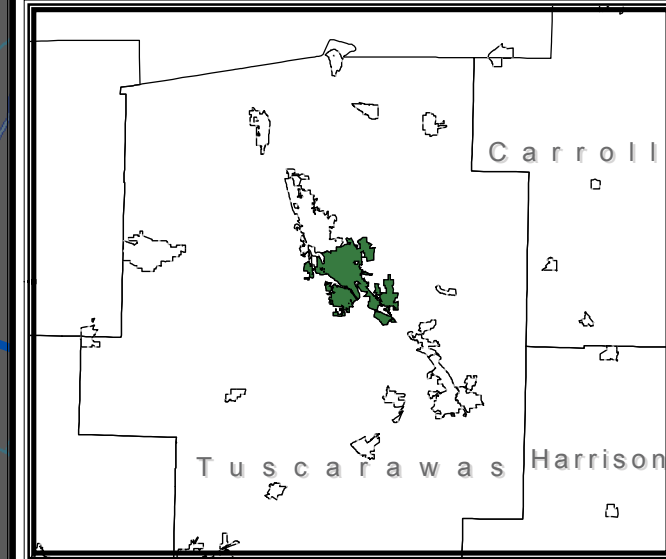


Date: 8/1/2014




New Philadelphia

Pavement Condition
Rating
2012 and 2013
Source: ODOT

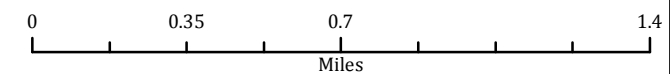


PCR

- 91 - 100 - Very Good
- 76 - 90 - Good
- 66 - 75 - Fair
- 56 - 65 - Fair to Poor
- 41 - 55 - Poor
- 0 - 40 - Very Poor



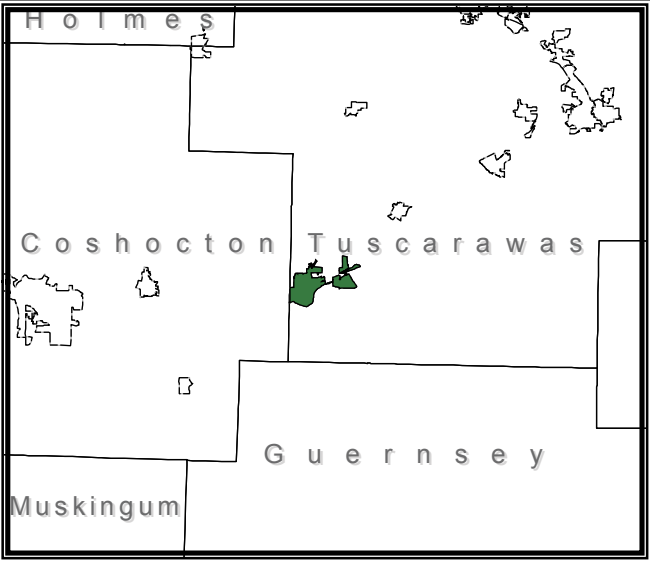
Date: 8/1/2014



Newcomerstown


Pavement Condition
Rating
2012 and 2013

Source: ODOT

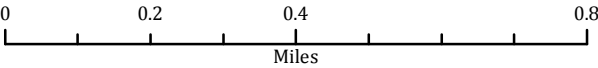


PCR

- 91 - 100 - Very Good
- 76 - 90 - Good
- 66 - 75 - Fair
- 56 - 65 - Fair to Poor
- 41 - 55 - Poor
- 0 - 40 - Very Poor

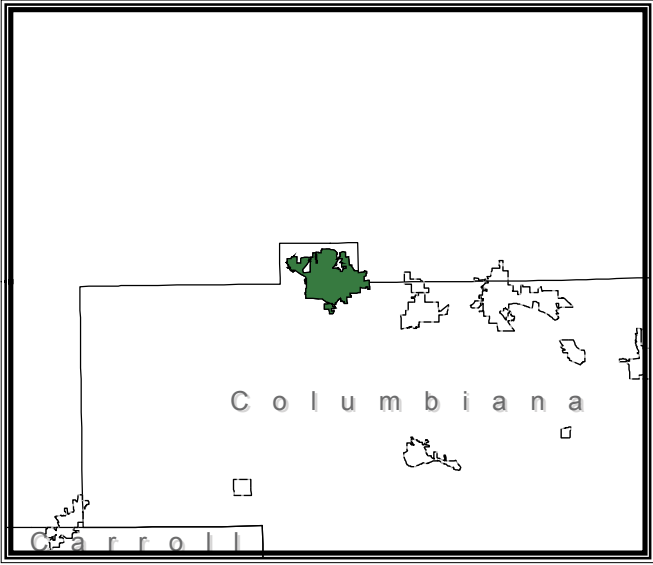


Date: 8/1/2014



Salem

Pavement Condition
Rating
2012 and 2013
Source: ODOT

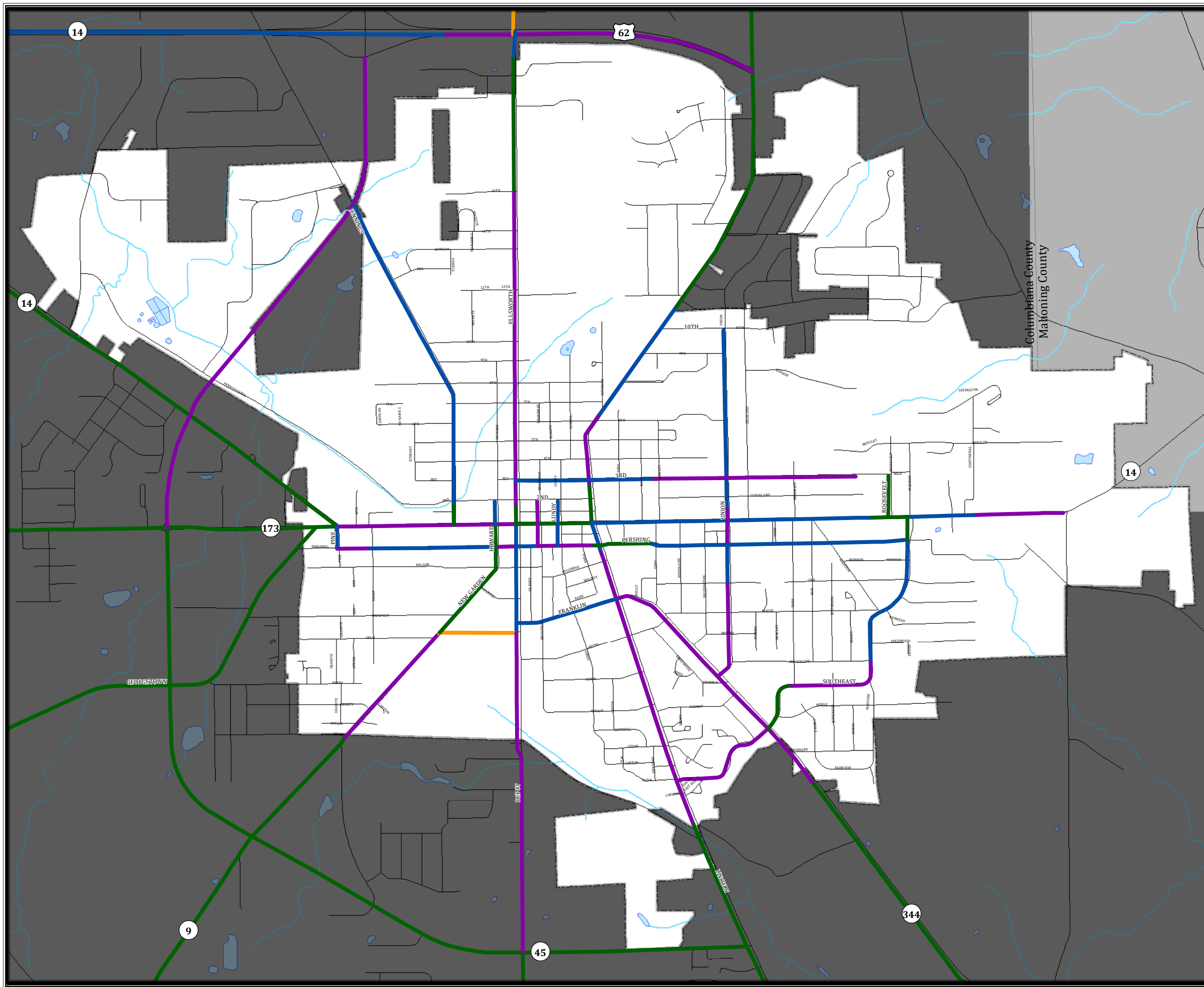
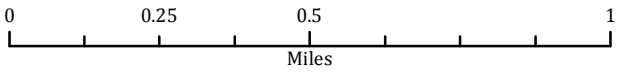


PCR

- 91 - 100 - Very Good
- 76 - 90 - Good
- 66 - 75 - Fair
- 56 - 65 - Fair to Poor
- 41 - 55 - Poor
- 0 - 40 - Very Poor

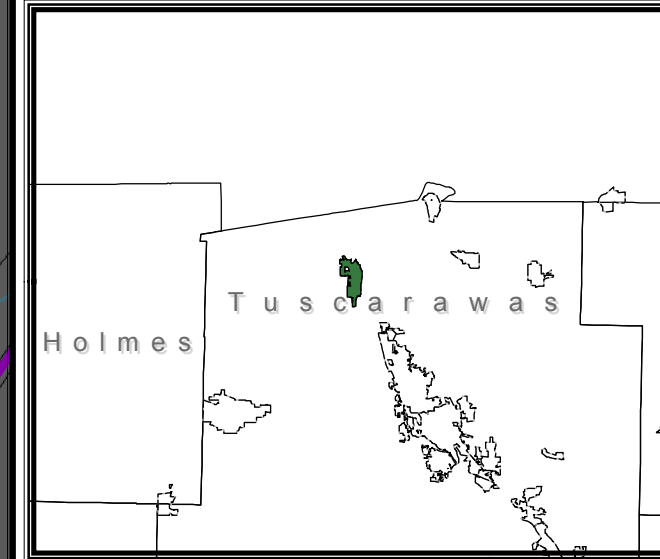


Date: 8/1/2014




Strasburg

Pavement Condition
Rating
2012 and 2013
Source: ODOT

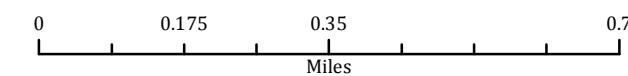


PCR

- 91 - 100 - Very Good
- 76 - 90 - Good
- 66 - 75 - Fair
- 56 - 65 - Fair to Poor
- 41 - 55 - Poor
- 0 - 40 - Very Poor

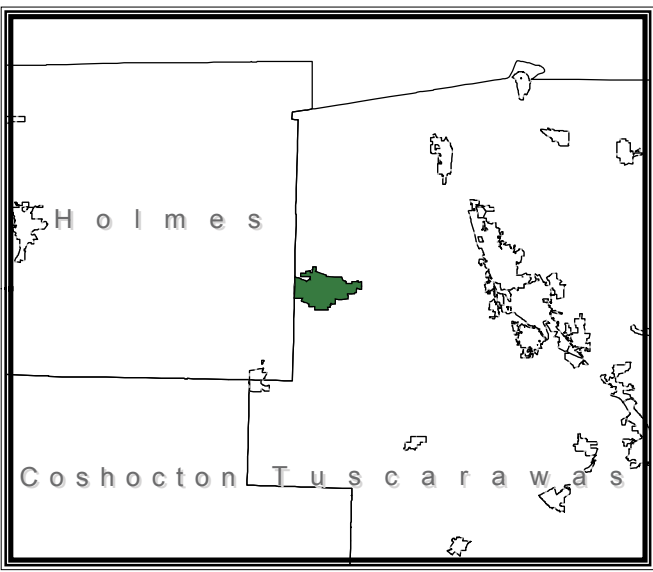


Date: 8/1/2014




Sugarcreek

Pavement Condition
Rating
2012 and 2013
Source: ODOT

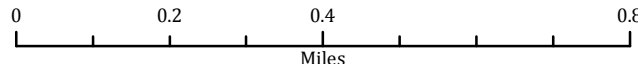


PCR

- 91 - 100 - Very Good
- 76 - 90 - Good
- 66 - 75 - Fair
- 56 - 65 - Fair to Poor
- 41 - 55 - Poor
- 0 - 40 - Very Poor

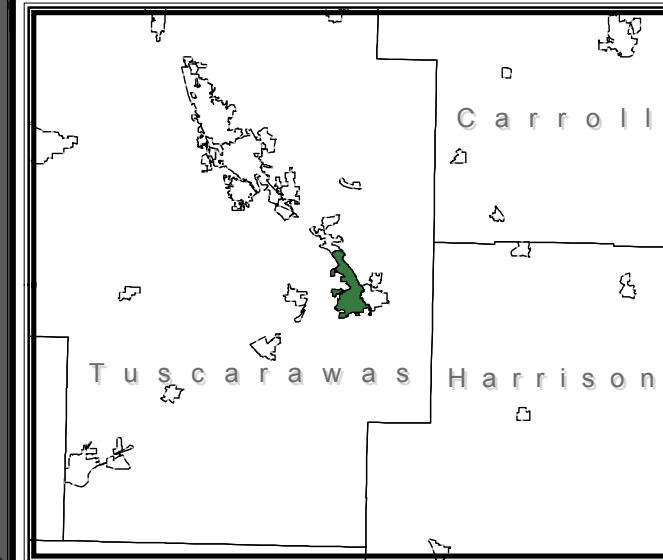


Date: 8/1/2014




Uhrichsville

Pavement Condition
Rating
2012 and 2013
Source: ODOT

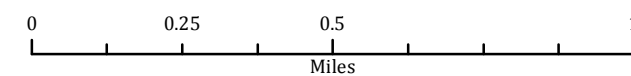


PCR

- 91 - 100 - Very Good
- 76 - 90 - Good
- 66 - 75 - Fair
- 56 - 65 - Fair to Poor
- 41 - 55 - Poor
- 0 - 40 - Very Poor

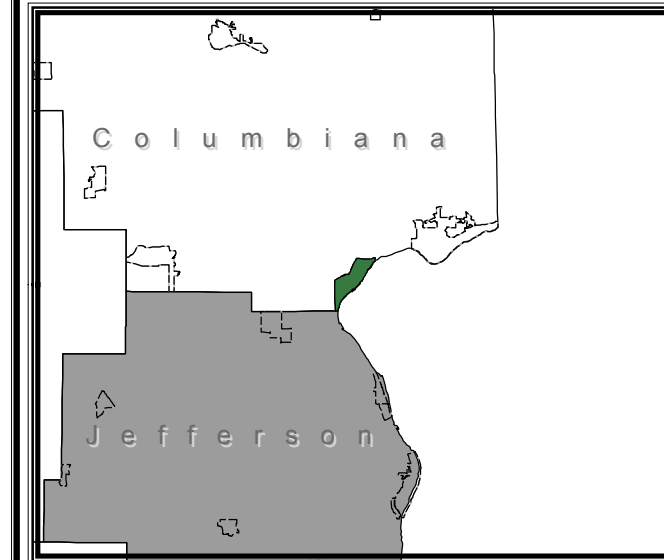


Date: 8/1/2014




Wellsville

Pavement Condition
Rating
2012 and 2013
Source: ODOT

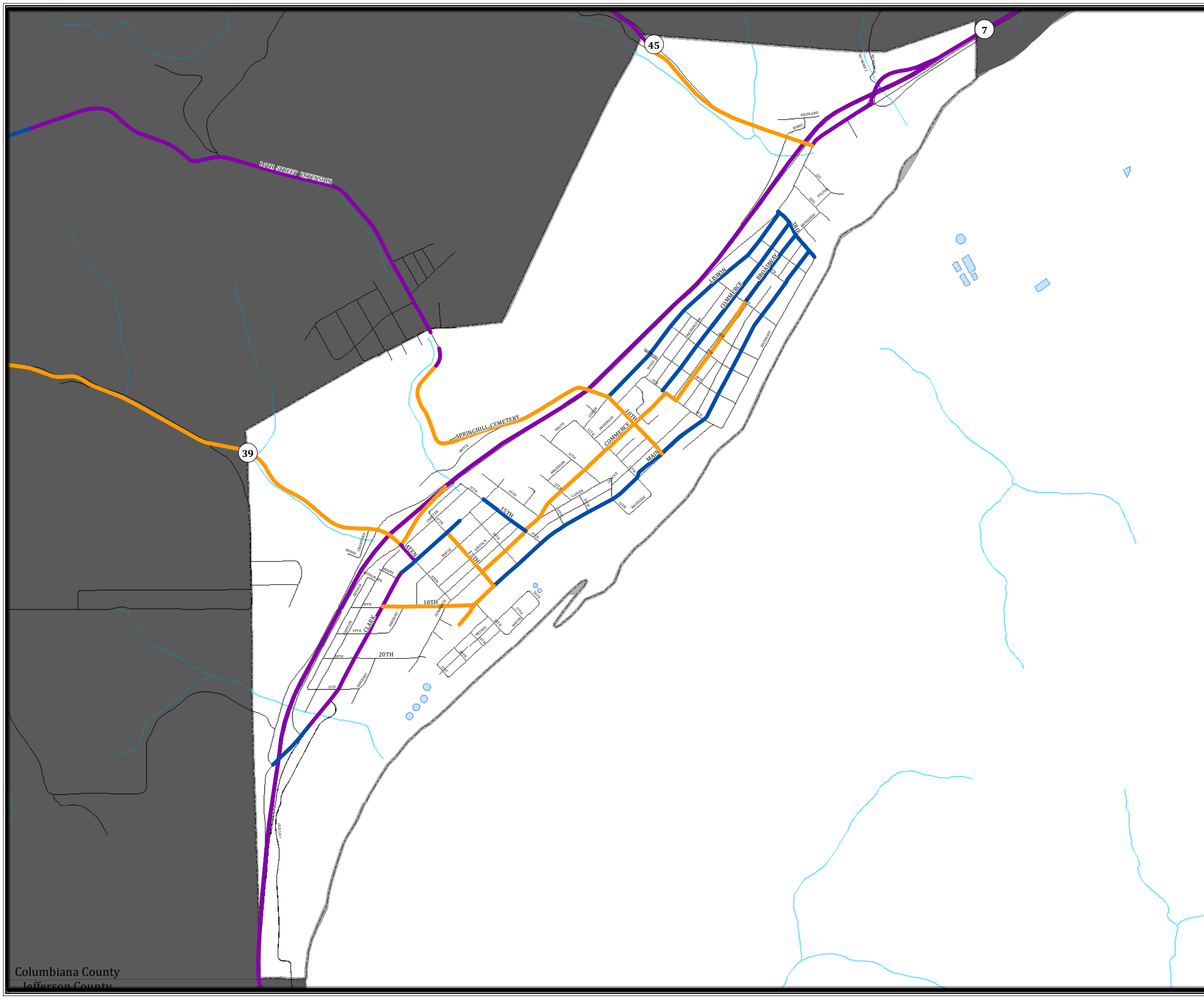
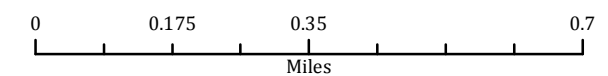


PCR

- 91 - 100 - Very Good
- 76 - 90 - Good
- 66 - 75 - Fair
- 56 - 65 - Fair to Poor
- 41 - 55 - Poor
- 0 - 40 - Very Poor

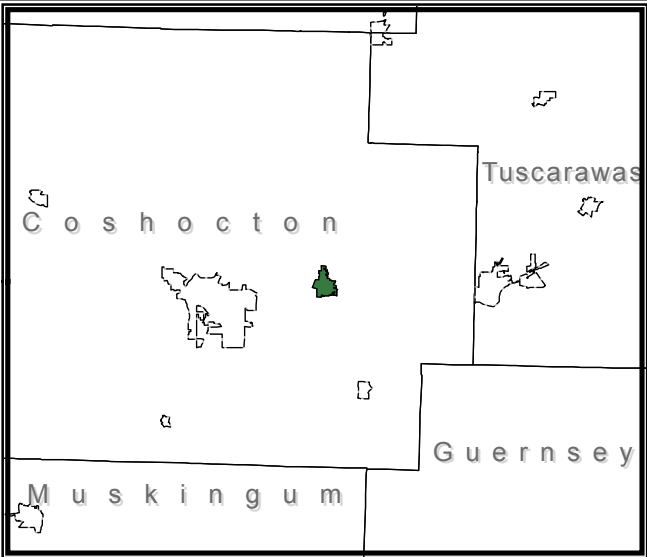


Date: 8/1/2014




West Lafayette

Pavement Condition
Rating
2012 and 2013
Source: ODOT

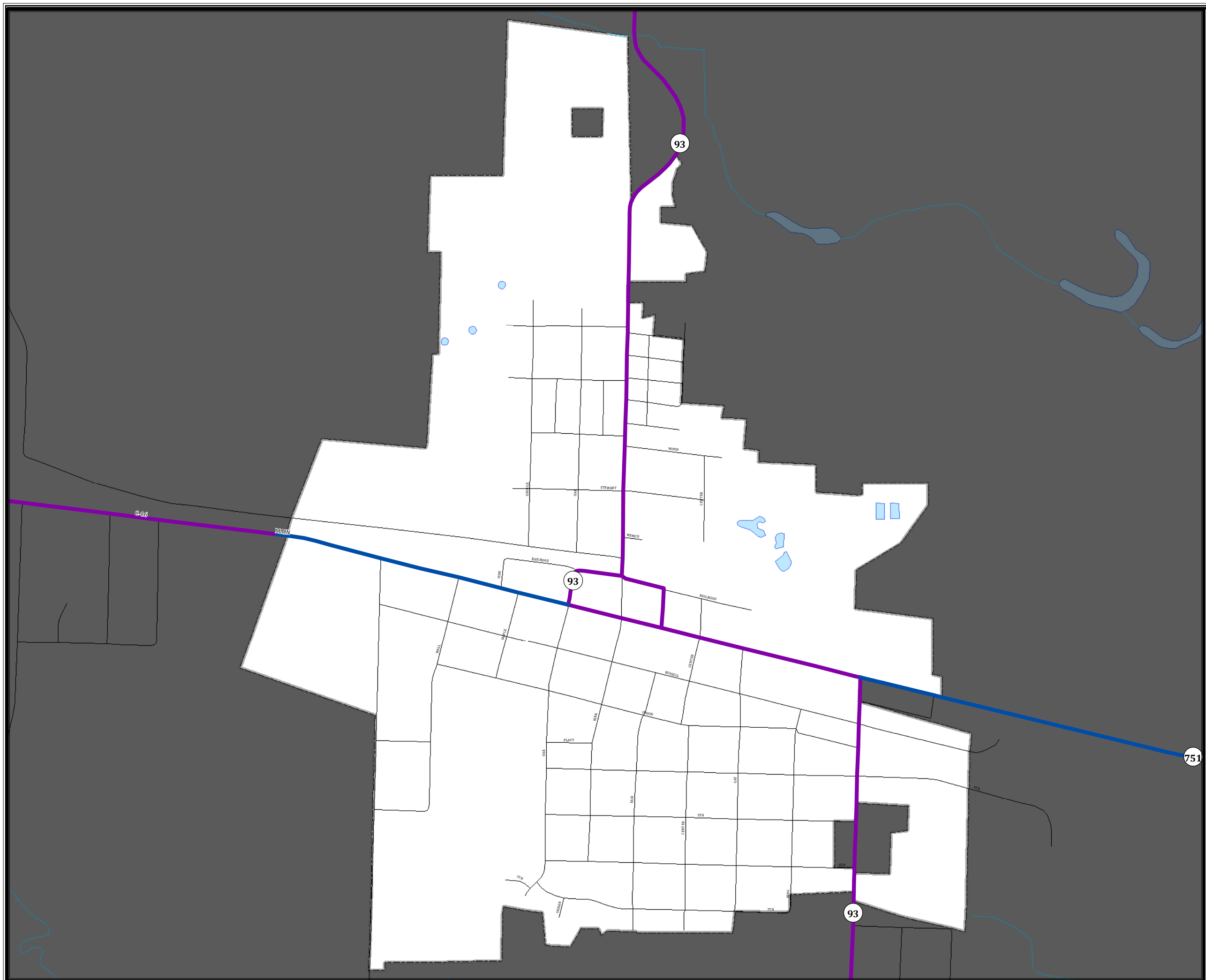
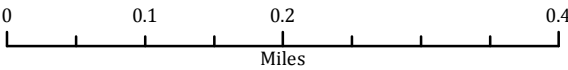


PCR

- 91 - 100 - Very Good
- 76 - 90 - Good
- 66 - 75 - Fair
- 56 - 65 - Fair to Poor
- 41 - 55 - Poor
- 0 - 40 - Very Poor

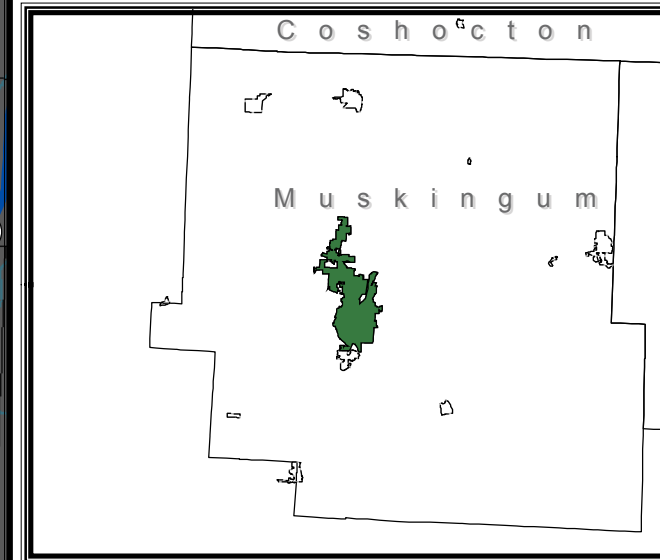


Date: 8/1/2014




Zanesville

Pavement Condition
Rating
2012 and 2013
Source: ODOT



PCR

- 91 - 100 - Very Good
- 76 - 90 - Good
- 66 - 75 - Fair
- 56 - 65 - Fair to Poor
- 41 - 55 - Poor
- 0 - 40 - Very Poor



Date: 8/1/2014

